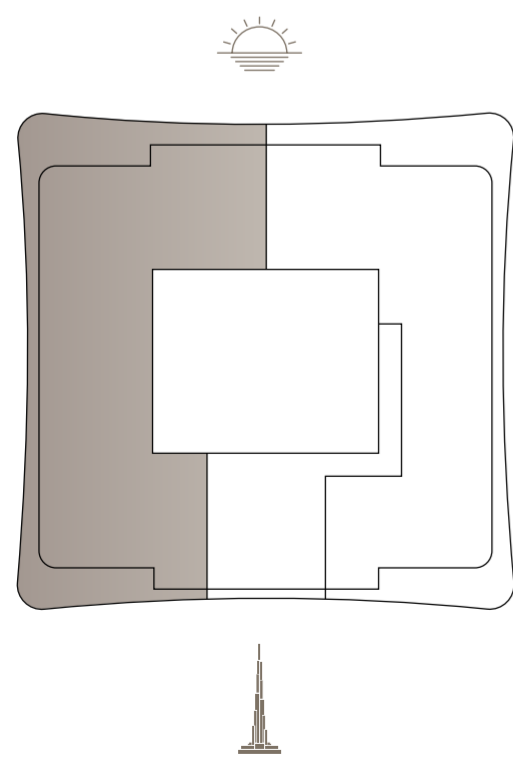


ADDRESS
GRAND
DOWNTOWN

APARTMENT | 3 BEDROOM - A
Floor 1st to 7th

Suite	315.78 Sq.m / 3,399.03 Sq.ft
Balcony	92.77 Sq.m / 998.57 Sq.ft
Total	408.55 Sq.m / 4,397.60 Sq.ft

KEY PLAN LEVEL
1st to 7th



KEY SECTION



Sea View

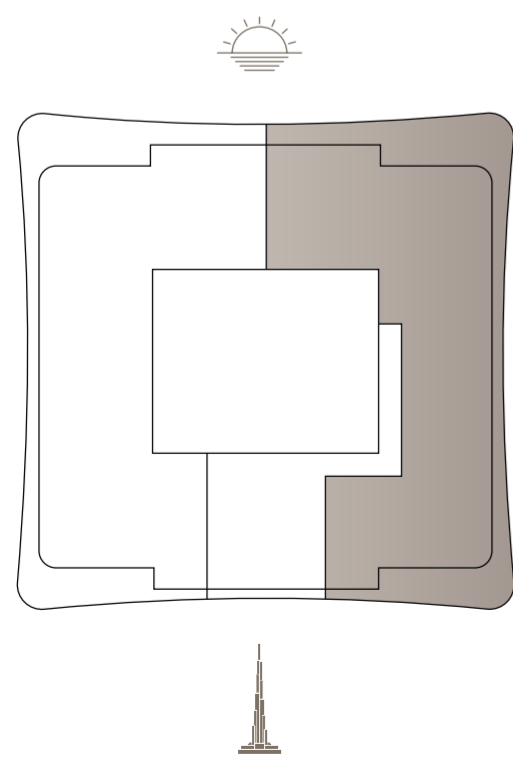
Burj View

ADDRESS
GRAND
DOWNTOWN

APARTMENT | 3 BEDROOM - B
Floor 1st to 7th

Suite	288.69 sq.m / 3,107.43 Sq.ft
Balcony	92.79 Sq.m / 998.78 Sq.ft
Total	381.48 Sq.m / 4,106.22 Sq.ft

KEY PLAN LEVEL
1st to 7th



KEY SECTION



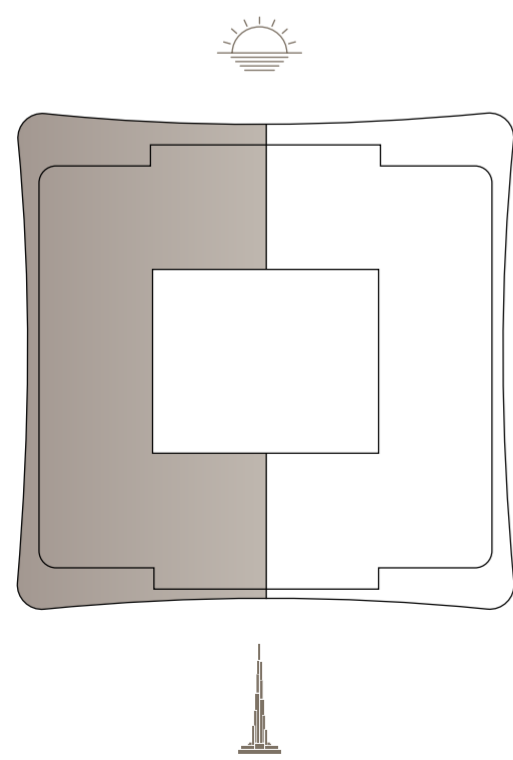


ADDRESS
GRAND
DOWNTOWN

APARTMENT | 4 BEDROOM - A
Floor 9th to 29th

Suite	353.68 sq.m / 3,806.98 Sq.ft
Balcony	92.77 Sq.m / 998.57 Sq.ft
Total	446.45 Sq.m / 4,805.55 Sq.ft

KEY PLAN LEVEL
9th to 29th



KEY SECTION



Sea View



Burj View



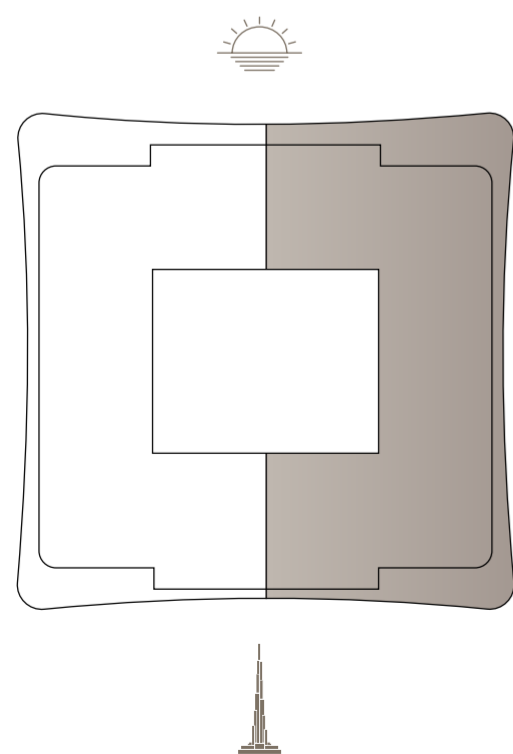
ADDRESS
GRAND
DOWNTOWN

APARTMENT | 4 BEDROOM - B

Floor 9th to 29th

Suite	353.43 sq.m / 3,804.29 Sq.ft
Balcony	92.78 Sq.m / 998.68 Sq.ft
Total	446.21 Sq.m / 4,802.96 Sq.ft

KEY PLAN LEVEL
9th to 29th



KEY SECTION



Sea View



Burj View



ADDRESS GRAND

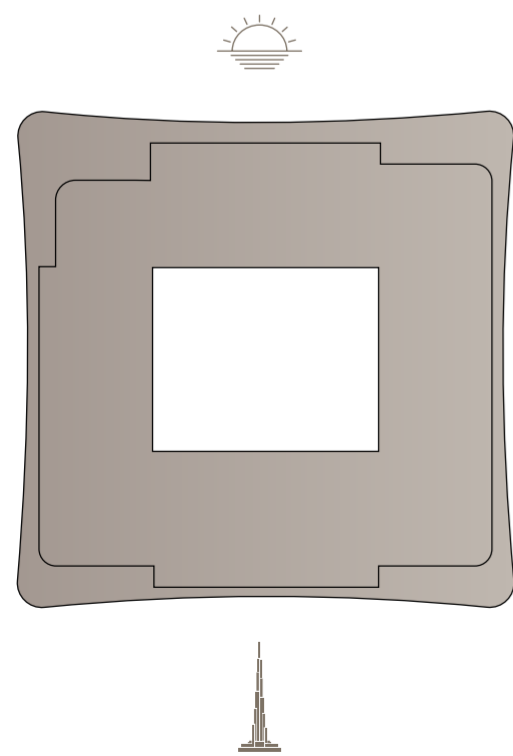
DOWNTOWN

APARTMENT | 5 BEDROOM

Apartment With Pool
Floor 31st / 33rd / 35th / 39th / 41st

Suite	690.36 sq.m / 7,430.97 Sq.ft
Balcony	202.27 Sq.m / 2,177.22 Sq.ft
Total	892.63 Sq.m / 9,608.19 Sq.ft

KEY PLAN tLEVEL
31st to 42th



KEY SECTION



Sea View



Burj View



ADDRESS GRAND

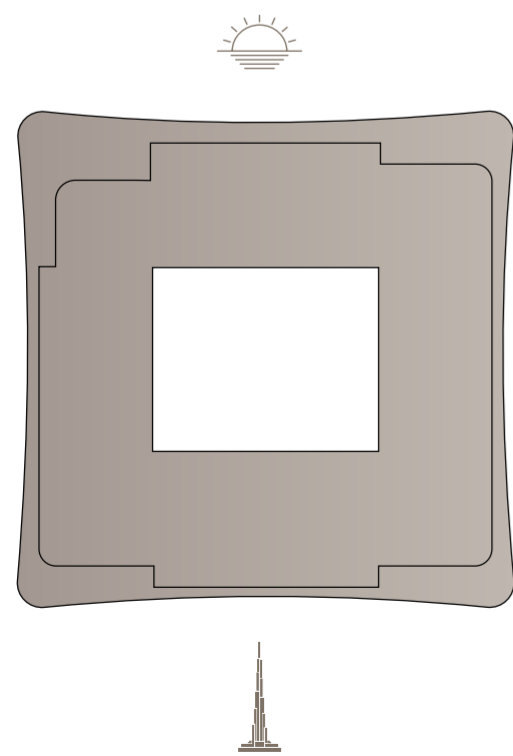
DOWNTOWN

APARTMENT | 5 BEDROOM

Apartment Without Pool
Floor 32nd / 34th / 36th / 38th / 42nd

Suite	690.36 sq.m / 7,430.97 Sq.ft
Balcony	202.27 Sq.m / 2,177.22 Sq.ft
Total	892.63 Sq.m / 9,608.19 Sq.ft

KEY PLAN tLEVEL
31st to 42th




KEY SECTION



Sea View



Burj View




**ADDRESS
 GRAND**
 DOWNTOWN

DUPLEX | 3 BEDROOM
 Floor 43rd to 52nd

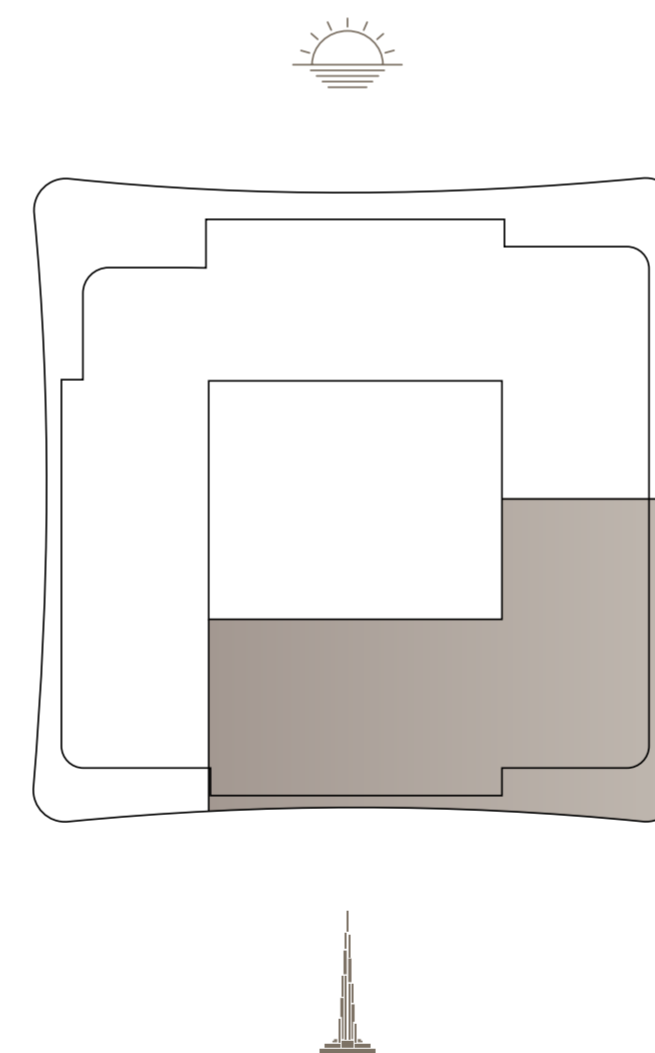
3 Bedroom Duplex

Suite 463.45 sq.m / 4,988.53 sq.ft

Balcony 59.21 sq.m / 637.33 sq.ft

Total 522.66 sq.m / 5,625.87 sq.ft

KEY PLAN LEVEL
 Floor 43rd to 52nd



KEY SECTION



3 Bedroom Duplex | Lower Floor

Sea View





Burj View

3 Bedroom Duplex | Upper Floor

Sea View





Burj View


**ADDRESS
 GRAND**
 DOWNTOWN

DUPLEX | 5 BEDROOM
 Floor 43rd to 52nd

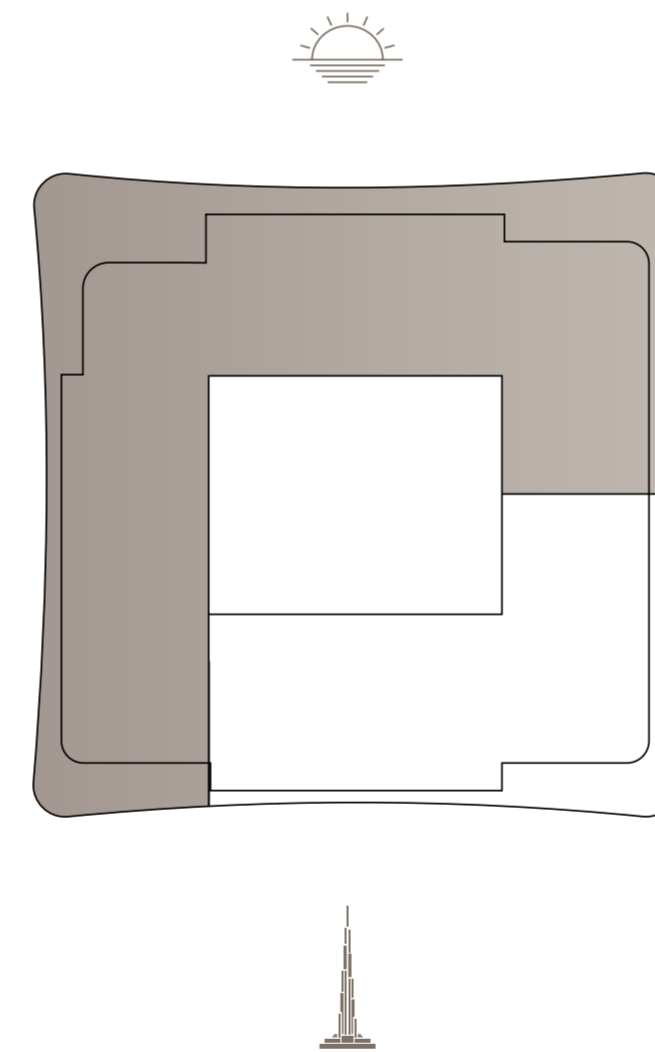
5 Bedroom Duplex

Suite 780.38 sq.m / 8,399.94 sq.ft

Balcony 250.22 sq.m / 2,693.35 sq.ft

Total 1,030.60 sq.m / 11,093.29 sq.ft

KEY PLAN LEVEL
 Floor 43rd to 52nd



KEY SECTION



5 Bedroom Duplex | Lower Floor



5 Bedroom Duplex | Upper Floor

