

ADDRESS  
RESIDENCES  
ZABEEL

DIFC Views

Floor Plans – Tower 1



ADDRESS  
RESIDENCES  
ZABEEL

DIFC Views

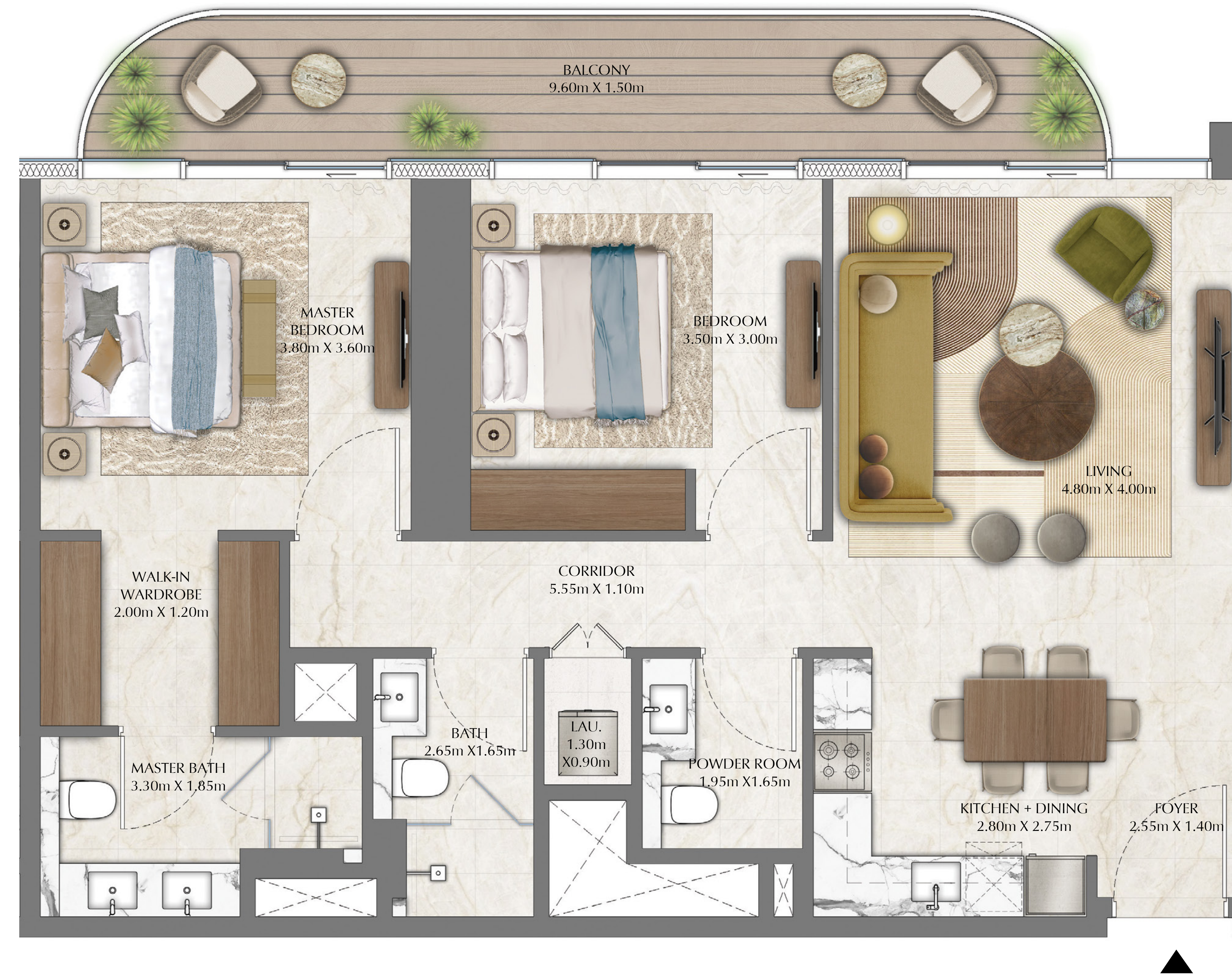

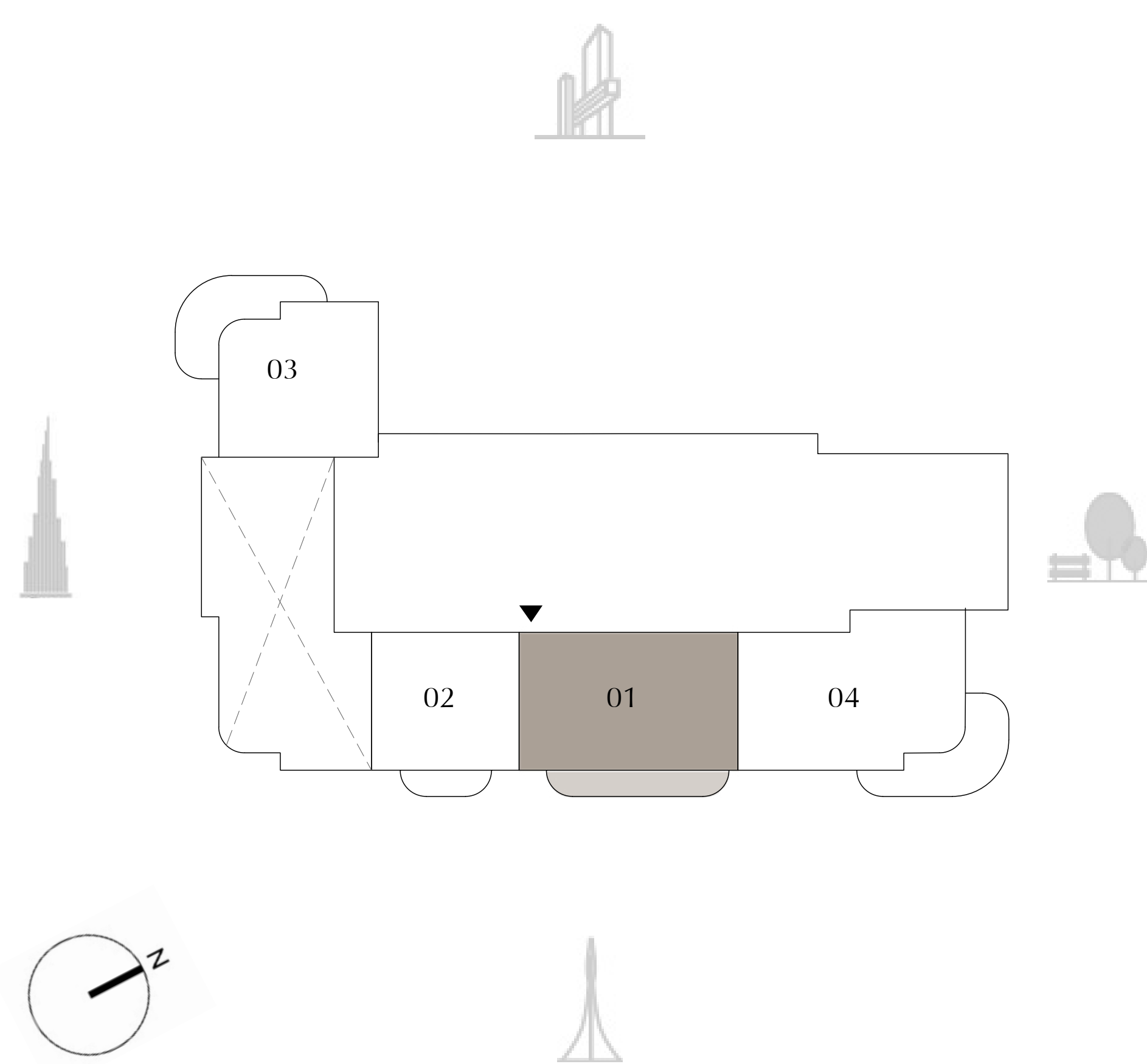
TOWER 1  
2 BEDROOM

PODIUM LEVEL 1 UNIT 01

SUITE AREA	997.38 SQ.FT.	92.66 SQ.M.
BALCONY AREA	165.87 SQ.FT.	15.41 SQ.M.
TOTAL AREA	1,163.25 SQ.FT.	108.07 SQ.M.

KEY PLAN

KEY SECTION



FLOOR PLAN 1. All dimensions are in imperial and metric, and measured from finish to finish excluding construction tolerances. 2. All materials, dimensions, and drawings are approximate only. 3. Information is subject to change without notice, at developer's absolute discretion. 4. Actual area may vary from the stated area. 5. Drawings not to scale. 6. All images used are for illustrative purposes only and do not represent the actual size, features, specifications, fittings, and furnishings. 7. The developer reserves the right to make revisions / alterations, at it's absolute discretion, without any liability whatsoever.



ADDRESS  
RESIDENCES  
ZABEEL

DIFC Views


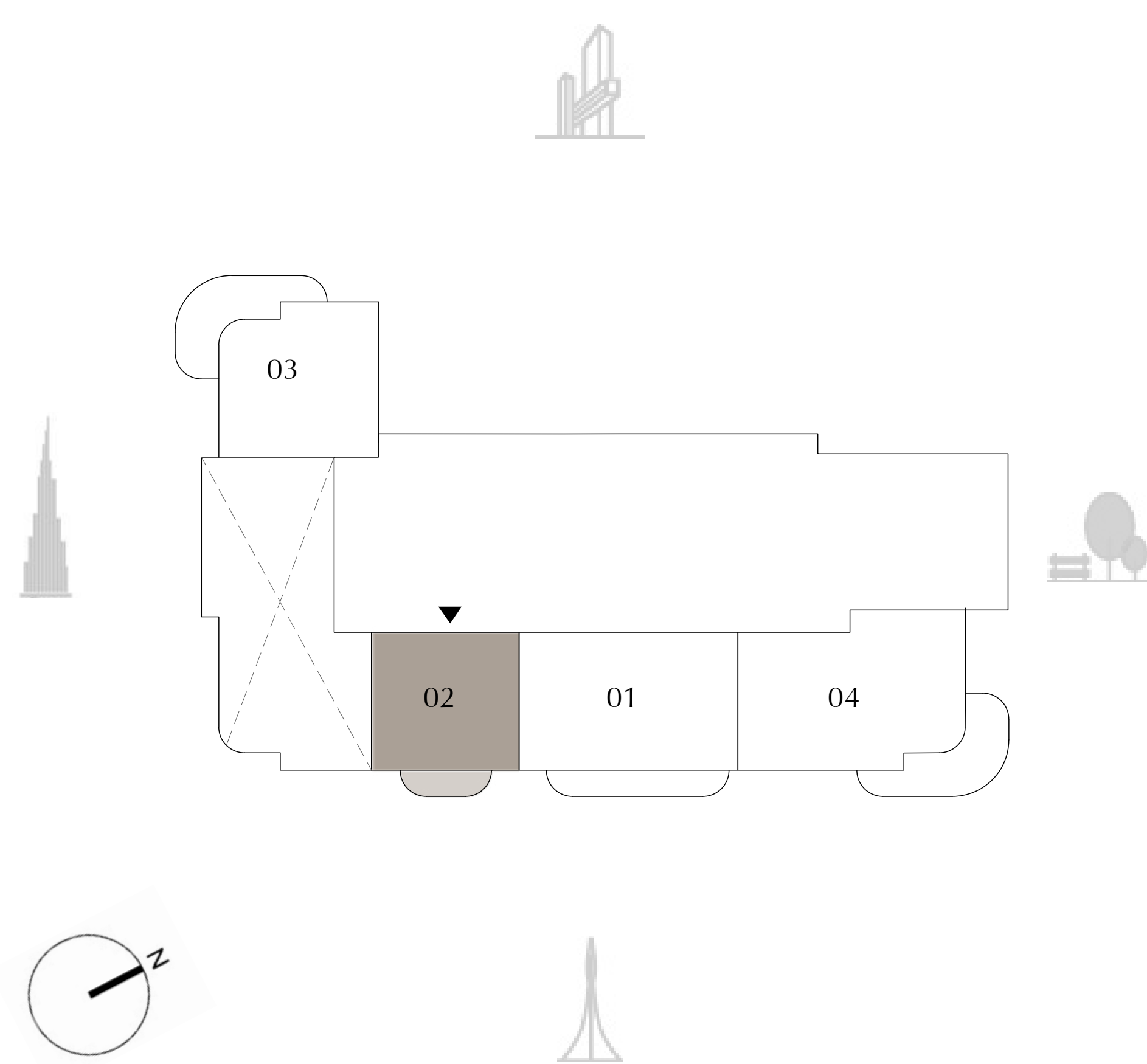
TOWER 1  
1 BEDROOM

PODIUM LEVEL 1 UNIT 02

SUITE AREA	687.92 SQ.FT.	63.91 SQ.M.
BALCONY AREA	77.28 SQ.FT.	7.18 SQ.M.
TOTAL AREA	765.20 SQ.FT.	71.09 SQ.M.

KEY PLAN

KEY SECTION



FLOOR PLAN 1. All dimensions are in imperial and metric, and measured from finish to finish excluding construction tolerances. 2. All materials, dimensions, and drawings are approximate only. 3. Information is subject to change without notice, at developer's absolute discretion. 4. Actual area may vary from the stated area. 5. Drawings not to scale. 6. All images used are for illustrative purposes only and do not represent the actual size, features, specifications, fittings, and furnishings. 7. The developer reserves the right to make revisions / alterations, at it's absolute discretion, without any liability whatsoever.



ADDRESS  
RESIDENCES  
ZABEEL

DIFC Views


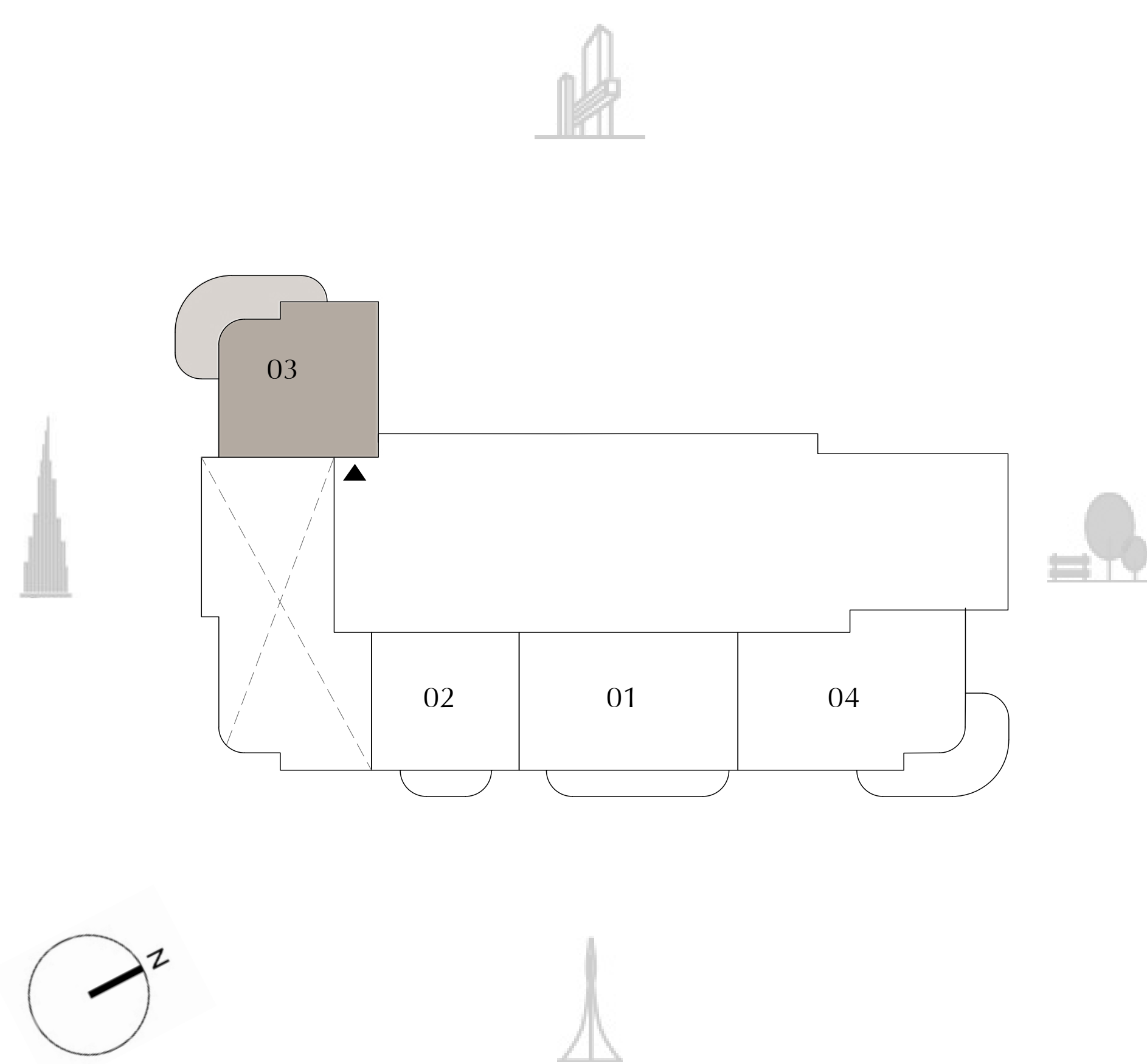
TOWER 1  
1 BEDROOM

PODIUM LEVEL 1 UNIT 03

SUITE AREA	763.38 SQ.FT.	70.92 SQ.M.
BALCONY AREA	293.10 SQ.FT.	27.23 SQ.M.
TOTAL AREA	1,056.48 SQ.FT.	98.15 SQ.M.

KEY PLAN

KEY SECTION



FLOOR PLAN 1. All dimensions are in imperial and metric, and measured from finish to finish excluding construction tolerances. 2. All materials, dimensions, and drawings are approximate only. 3. Information is subject to change without notice, at developer's absolute discretion. 4. Actual area may vary from the stated area. 5. Drawings not to scale. 6. All images used are for illustrative purposes only and do not represent the actual size, features, specifications, fittings, and furnishings. 7. The developer reserves the right to make revisions / alterations, at it's absolute discretion, without any liability whatsoever.



ADDRESS  
RESIDENCES  
ZABEEL

DIFC Views


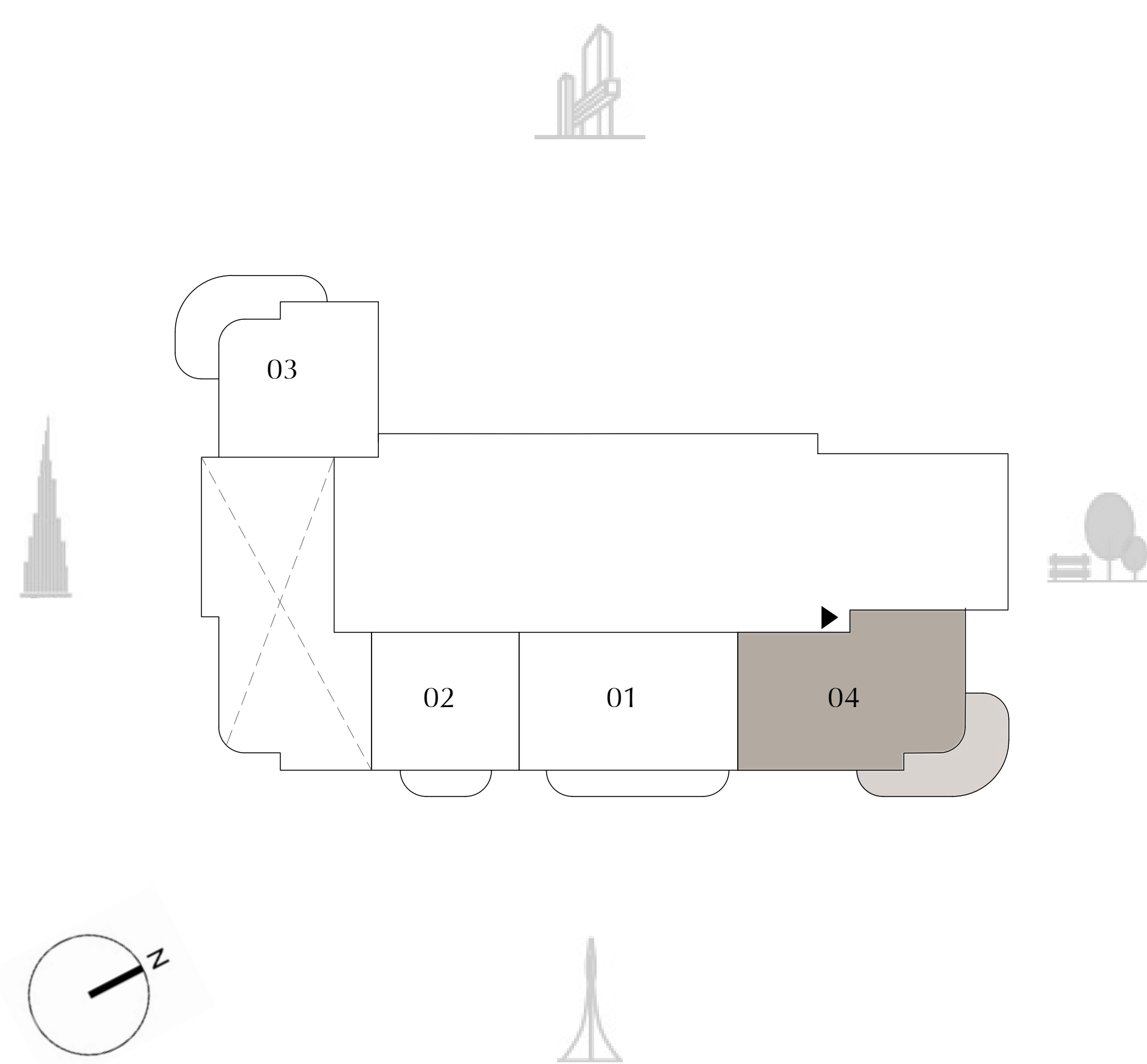
TOWER 1  
2 BEDROOM

PODIUM LEVEL 1 UNIT 04

SUITE AREA	1,093.72 SQ.FT.	101.61 SQ.M.
BALCONY AREA	293.10 SQ.FT.	27.23 SQ.M.
TOTAL AREA	1,386.82 SQ.FT.	128.84 SQ.M.

KEY PLAN

KEY SECTION



FLOOR PLAN 1. All dimensions are in imperial and metric, and measured from finish to finish excluding construction tolerances. 2. All materials, dimensions, and drawings are approximate only. 3. Information is subject to change without notice, at developer's absolute discretion. 4. Actual area may vary from the stated area. 5. Drawings not to scale. 6. All images used are for illustrative purposes only and do not represent the actual size, features, specifications, fittings, and furnishings. 7. The developer reserves the right to make revisions / alterations, at it's absolute discretion, without any liability whatsoever.



ADDRESS  
RESIDENCES  
ZABEEL

DIFC Views

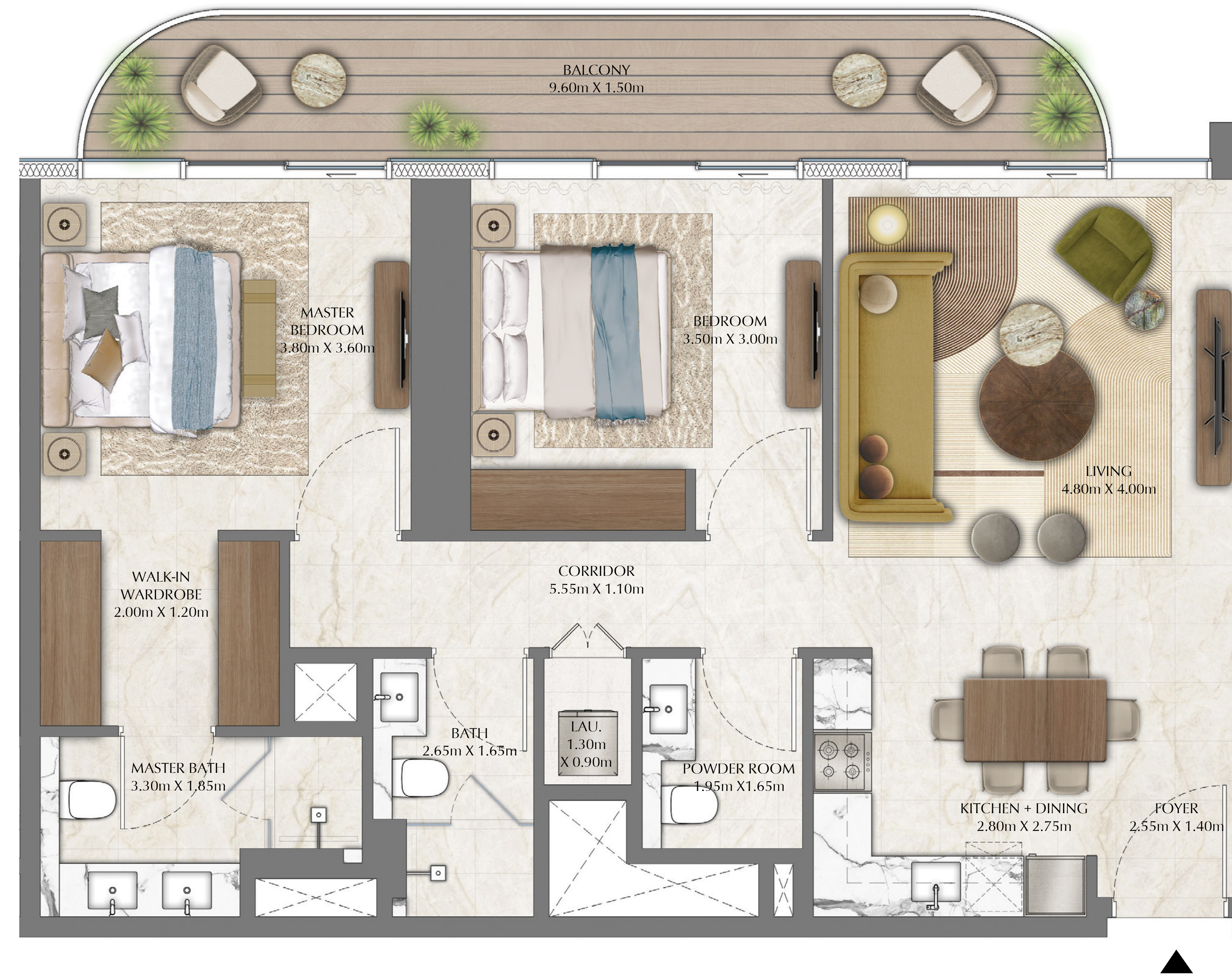

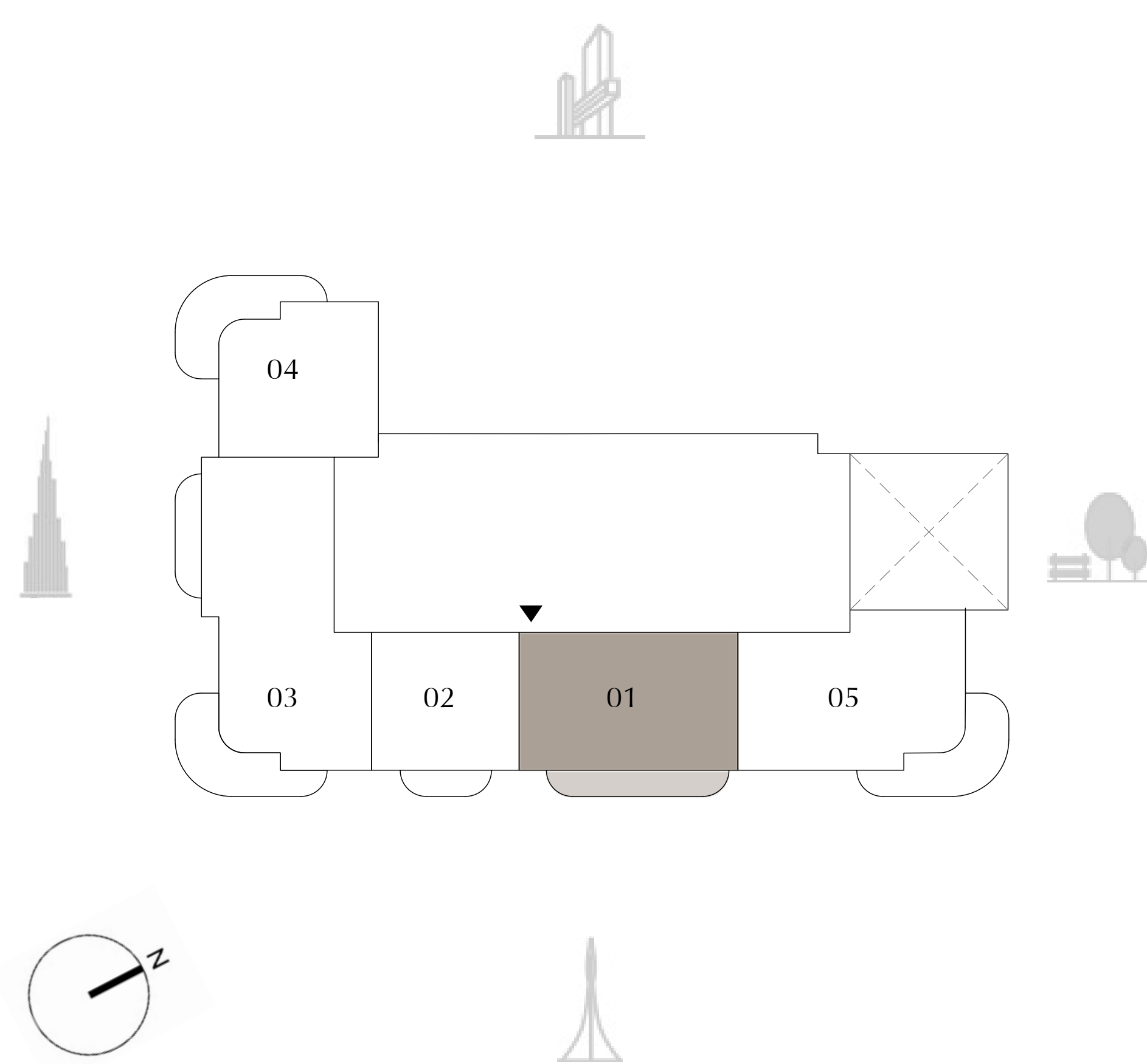
TOWER 1  
2 BEDROOM

PODIUM LEVEL 2 UNIT 01

SUITE AREA	997.38 SQ.FT.	92.66 SQ.M.
BALCONY AREA	165.87 SQ.FT.	15.41 SQ.M.
TOTAL AREA	1,163.25 SQ.FT.	108.07 SQ.M.

KEY PLAN

KEY SECTION



FLOOR PLAN 1. All dimensions are in imperial and metric, and measured from finish to finish excluding construction tolerances. 2. All materials, dimensions, and drawings are approximate only. 3. Information is subject to change without notice, at developer's absolute discretion. 4. Actual area may vary from the stated area. 5. Drawings not to scale. 6. All images used are for illustrative purposes only and do not represent the actual size, features, specifications, fittings, and furnishings. 7. The developer reserves the right to make revisions / alterations, at it's absolute discretion, without any liability whatsoever.



ADDRESS  
RESIDENCES  
ZABEEL

DIFC Views


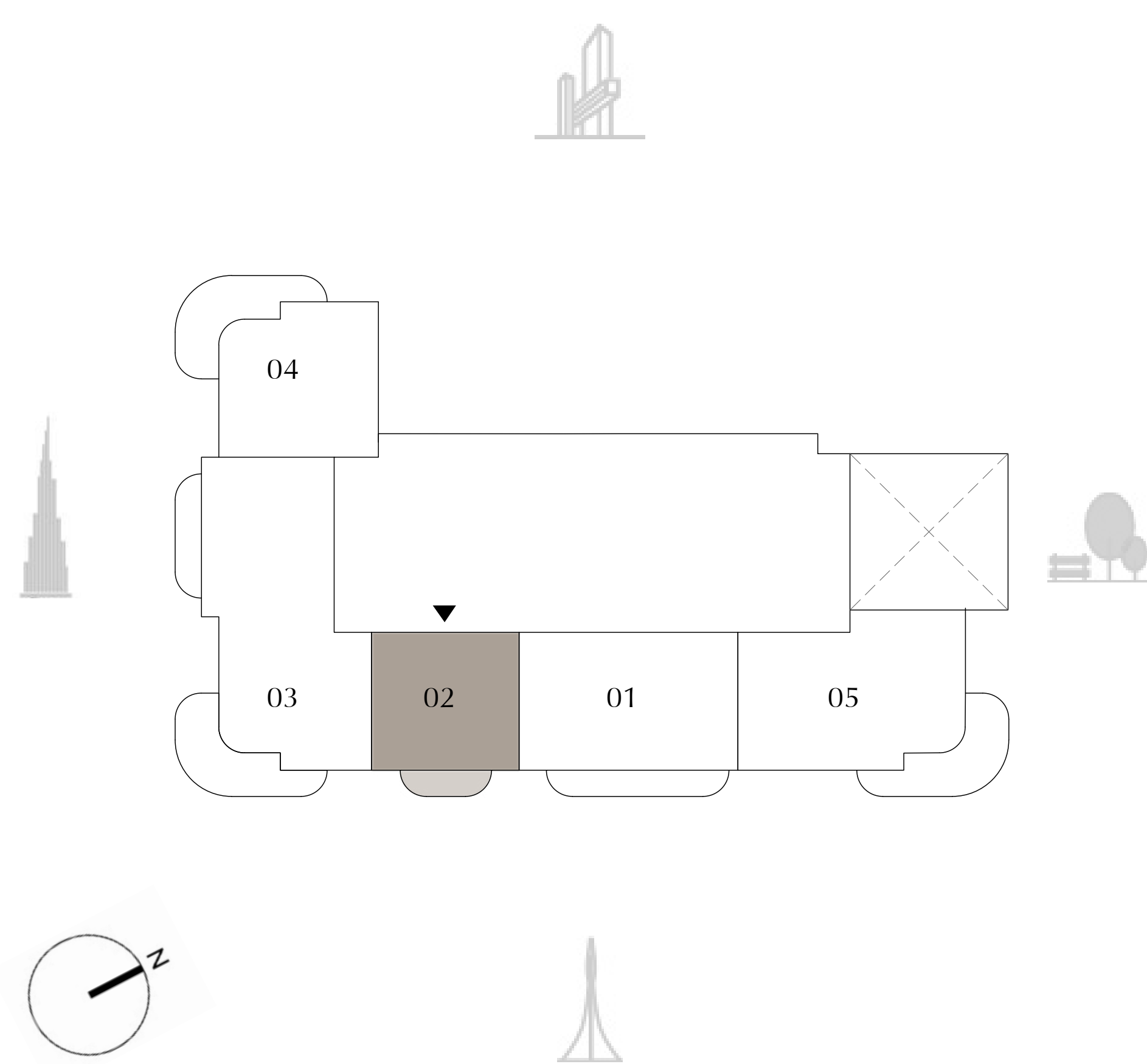
TOWER 1  
1 BEDROOM

PODIUM LEVEL 2 UNIT 02

SUITE AREA	687.92 SQ.FT.	63.91 SQ.M.
BALCONY AREA	77.28 SQ.FT.	7.18 SQ.M.
TOTAL AREA	765.20 SQ.FT.	71.09 SQ.M.

KEY PLAN

KEY SECTION



FLOOR PLAN 1. All dimensions are in imperial and metric, and measured from finish to finish excluding construction tolerances. 2. All materials, dimensions, and drawings are approximate only. 3. Information is subject to change without notice, at developer's absolute discretion. 4. Actual area may vary from the stated area. 5. Drawings not to scale. 6. All images used are for illustrative purposes only and do not represent the actual size, features, specifications, fittings, and furnishings. 7. The developer reserves the right to make revisions / alterations, at it's absolute discretion, without any liability whatsoever.



ADDRESS  
RESIDENCES  
ZABEEL

DIFC Views


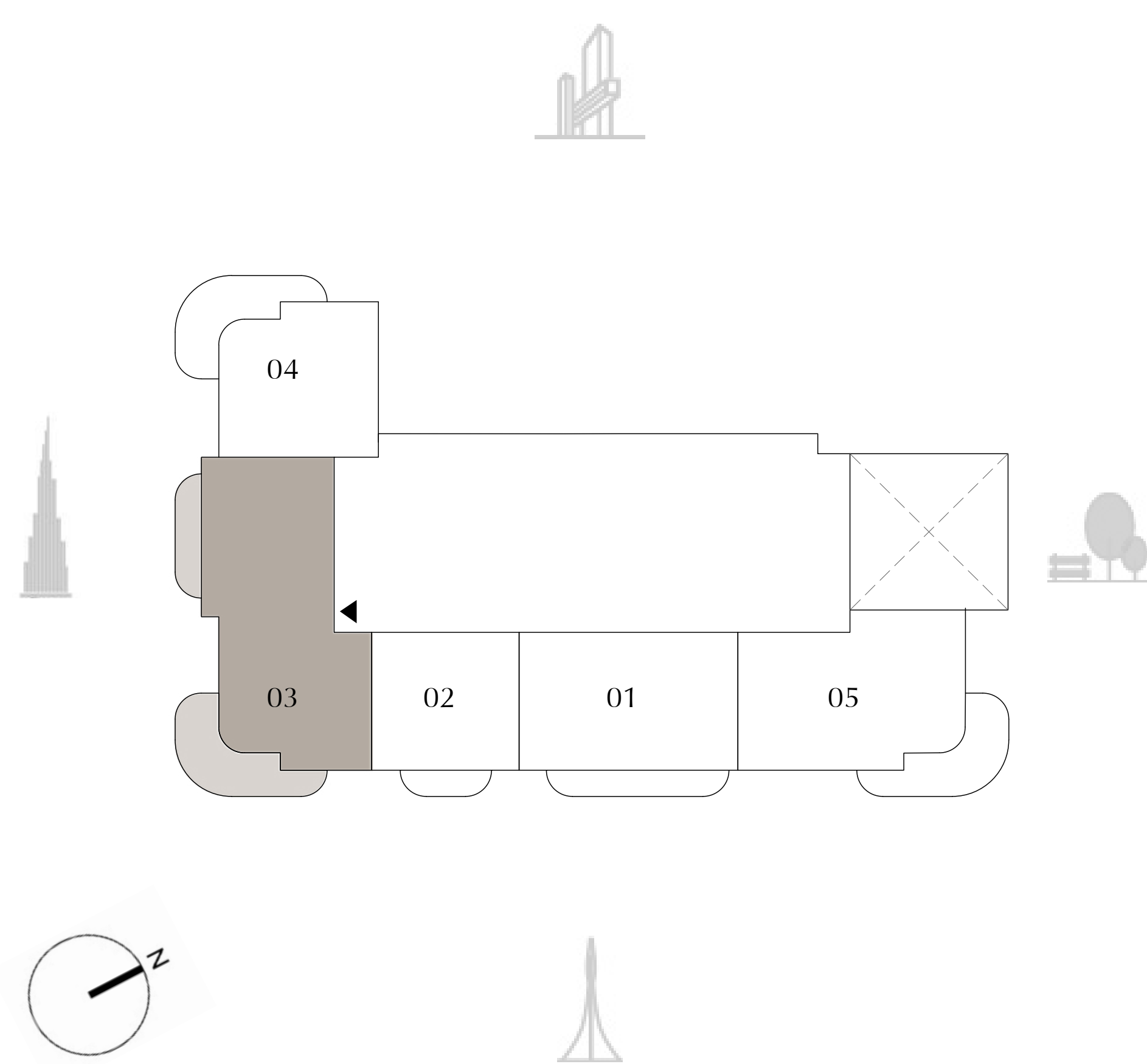
TOWER 1  
3 BEDROOM

PODIUM LEVEL 2 UNIT 03

SUITE AREA	1,431.82 SQ.FT.	133.02 SQ.M.
BALCONY AREA	401.92 SQ.FT.	37.34 SQ.M.
TOTAL AREA	1,833.74 SQ.FT.	170.36 SQ.M.

KEY PLAN

KEY SECTION



FLOOR PLAN 1. All dimensions are in imperial and metric, and measured from finish to finish excluding construction tolerances. 2. All materials, dimensions, and drawings are approximate only. 3. Information is subject to change without notice, at developer's absolute discretion. 4. Actual area may vary from the stated area. 5. Drawings not to scale. 6. All images used are for illustrative purposes only and do not represent the actual size, features, specifications, fittings, and furnishings. 7. The developer reserves the right to make revisions / alterations, at it's absolute discretion, without any liability whatsoever.





ADDRESS  
RESIDENCES  
ZABEEL

DIFC Views


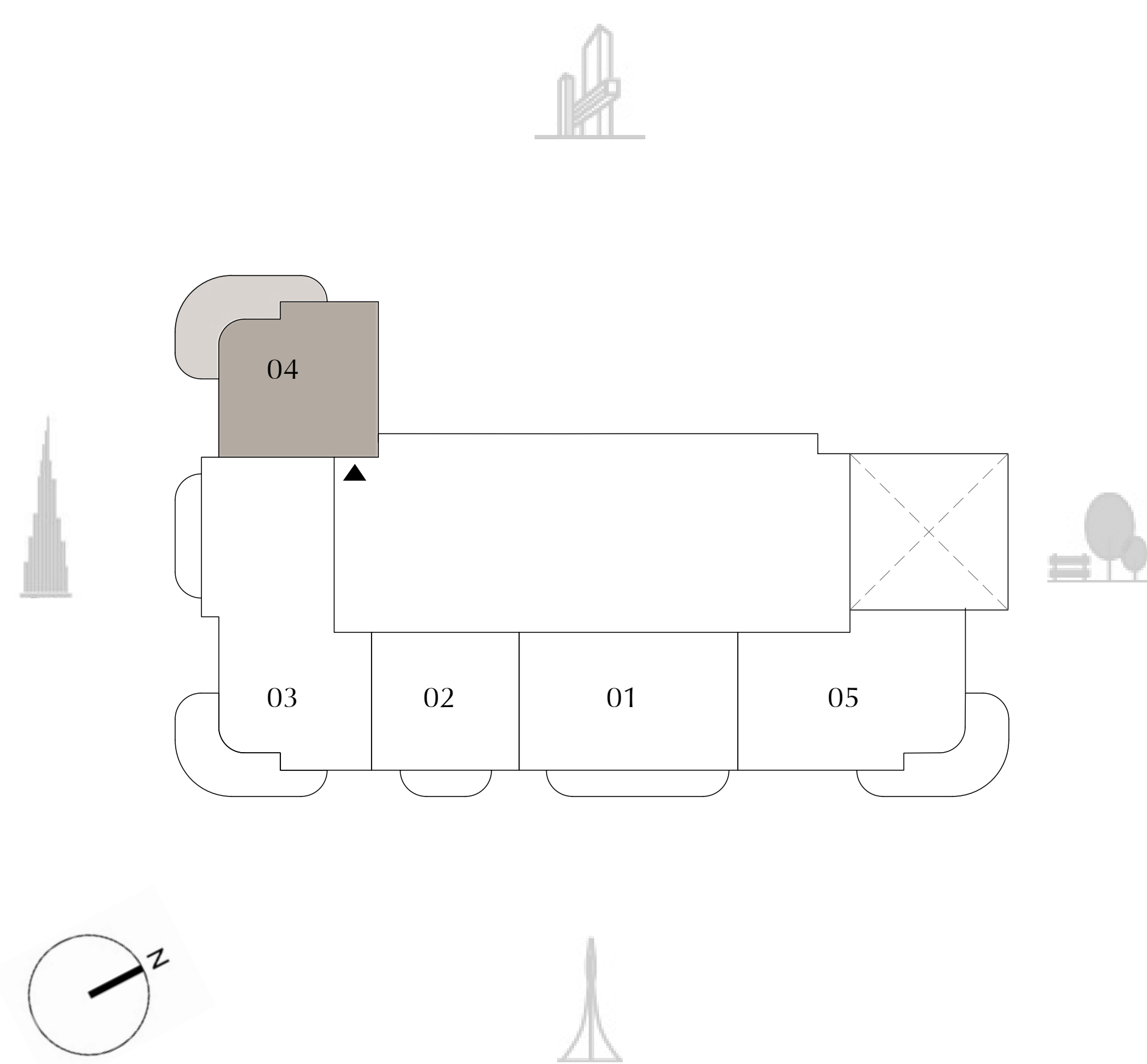
TOWER 1  
1 BEDROOM

PODIUM LEVEL 2 UNIT 04

SUITE AREA	763.38 SQ.FT.	70.92 SQ.M.
BALCONY AREA	293.10 SQ.FT.	27.23 SQ.M.
TOTAL AREA	1,056.48 SQ.FT.	98.15 SQ.M.

KEY PLAN

KEY SECTION



FLOOR PLAN 1. All dimensions are in imperial and metric, and measured from finish to finish excluding construction tolerances. 2. All materials, dimensions, and drawings are approximate only. 3. Information is subject to change without notice, at developer's absolute discretion. 4. Actual area may vary from the stated area. 5. Drawings not to scale. 6. All images used are for illustrative purposes only and do not represent the actual size, features, specifications, fittings, and furnishings. 7. The developer reserves the right to make revisions / alterations, at it's absolute discretion, without any liability whatsoever.



ADDRESS  
RESIDENCES  
ZABEEL

DIFC Views


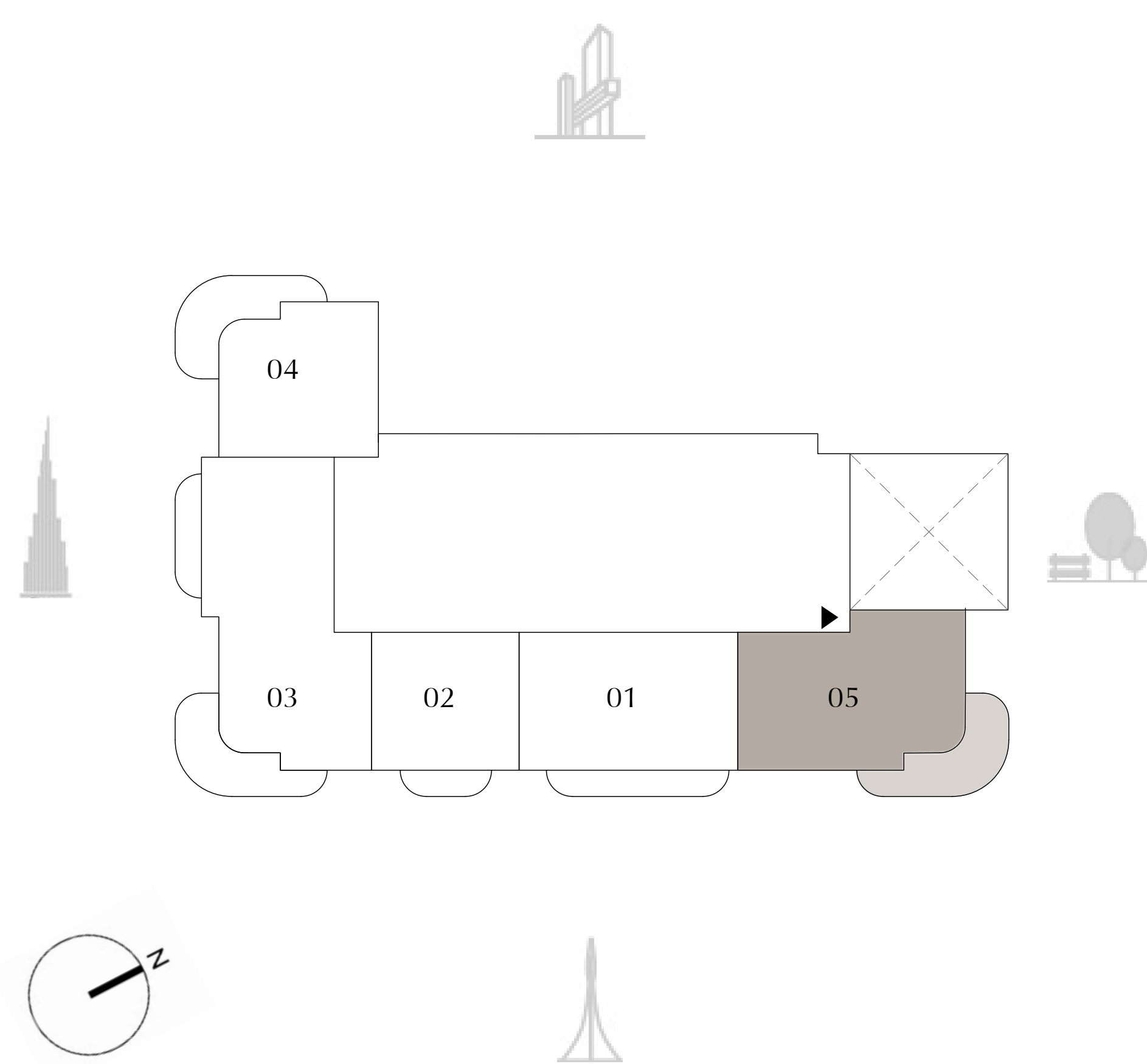
TOWER 1  
2 BEDROOM

PODIUM LEVEL 2 UNIT 05

SUITE AREA	1,093.72 SQ.FT.	101.61 SQ.M.
BALCONY AREA	293.10 SQ.FT.	27.23 SQ.M.
TOTAL AREA	1,386.82 SQ.FT.	128.84 SQ.M.

KEY PLAN

KEY SECTION



FLOOR PLAN 1. All dimensions are in imperial and metric, and measured from finish to finish excluding construction tolerances. 2. All materials, dimensions, and drawings are approximate only. 3. Information is subject to change without notice, at developer's absolute discretion. 4. Actual area may vary from the stated area. 5. Drawings not to scale. 6. All images used are for illustrative purposes only and do not represent the actual size, features, specifications, fittings, and furnishings. 7. The developer reserves the right to make revisions / alterations, at it's absolute discretion, without any liability whatsoever.



ADDRESS  
RESIDENCES  
ZABEEL

DIFC Views

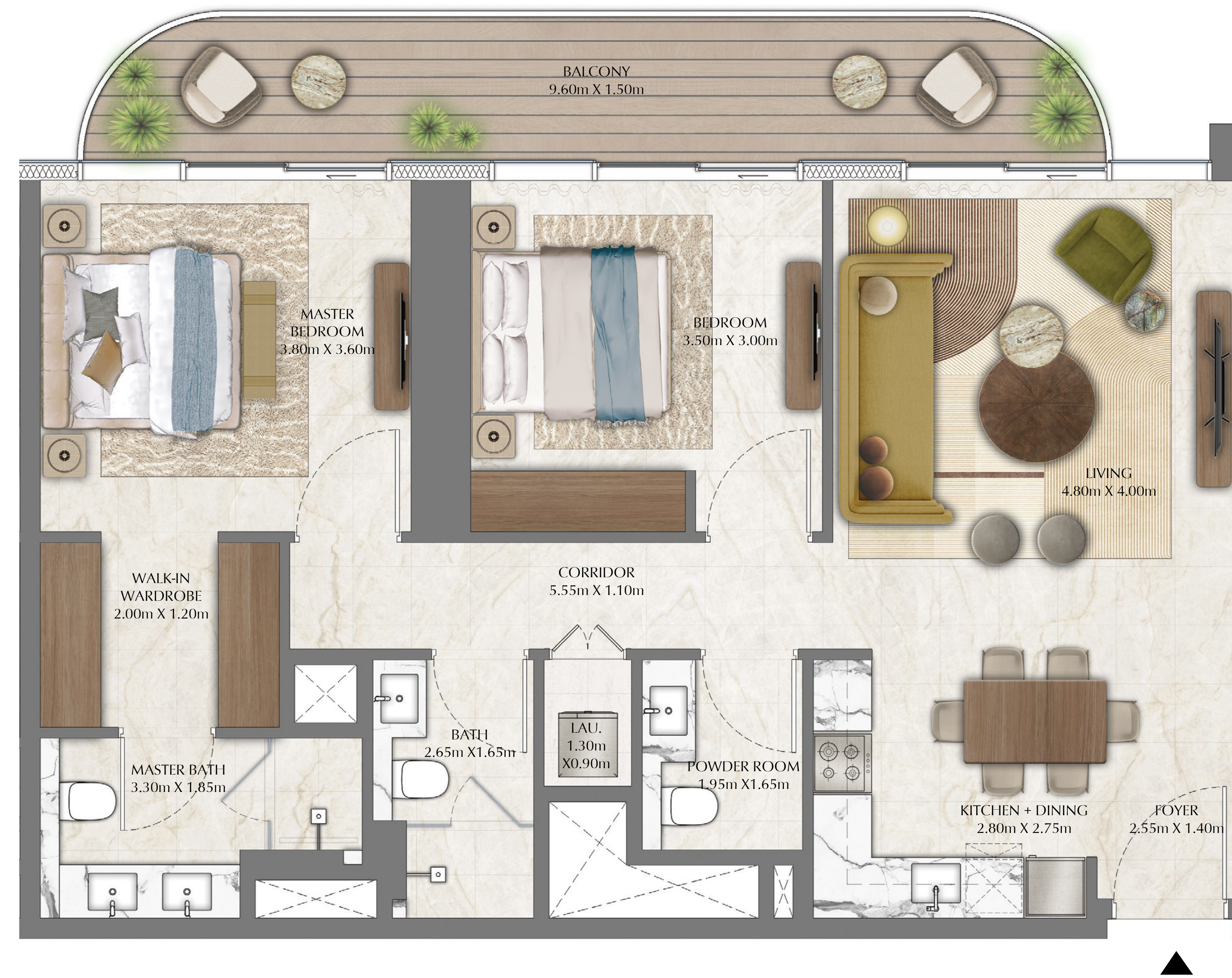

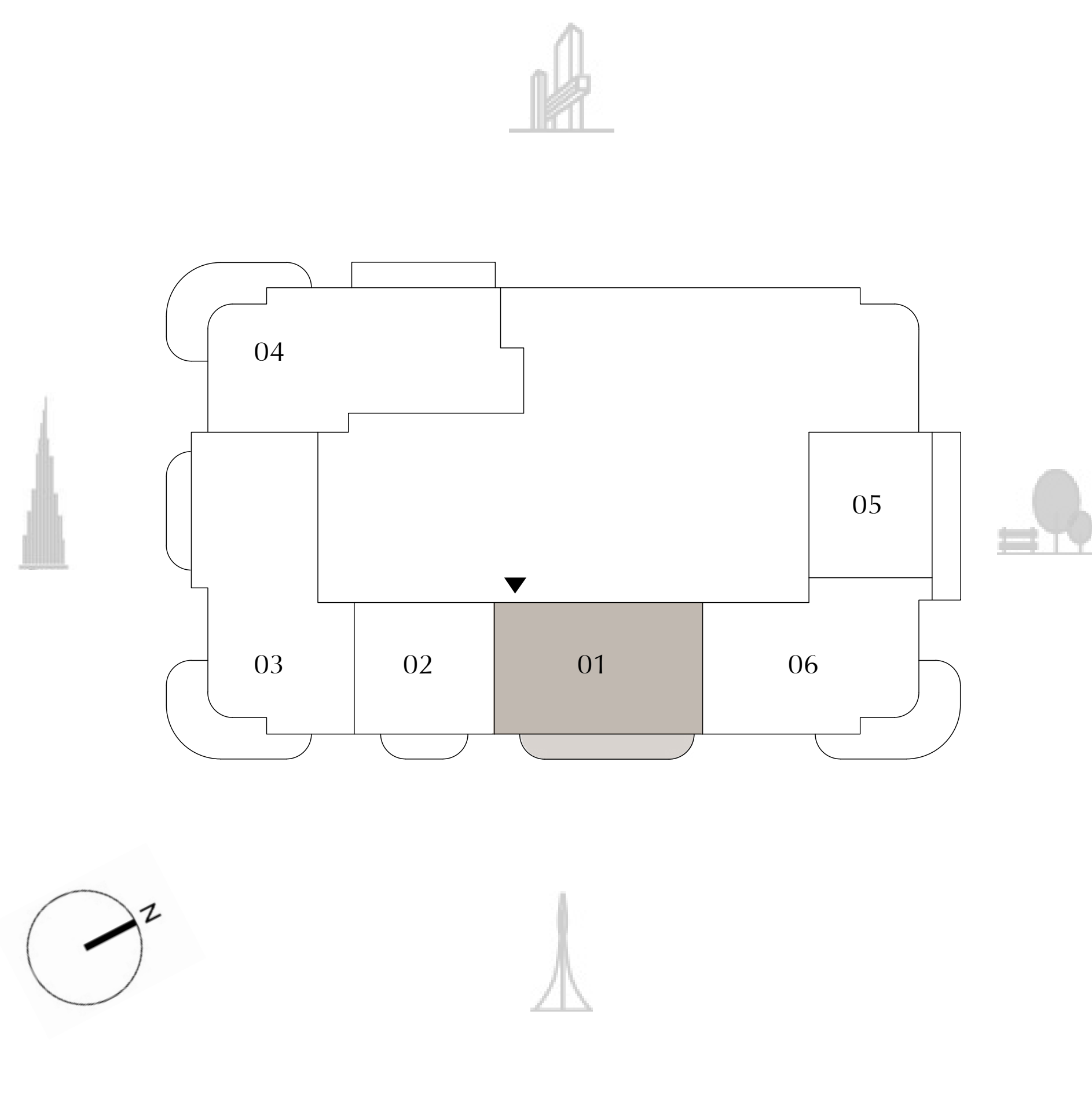
TOWER 1  
2 BEDROOM

PODIUM LEVEL 3 UNIT 01

SUITE AREA	1,002.01 SQ.FT.	93.09 SQ.M.
BALCONY AREA	165.87 SQ.FT.	15.41 SQ.M.
TOTAL AREA	1,167.88 SQ.FT.	108.50 SQ.M.

KEY PLAN

KEY SECTION



FLOOR PLAN 1. All dimensions are in imperial and metric, and measured from finish to finish excluding construction tolerances. 2. All materials, dimensions, and drawings are approximate only. 3. Information is subject to change without notice, at developer's absolute discretion. 4. Actual area may vary from the stated area. 5. Drawings not to scale. 6. All images used are for illustrative purposes only and do not represent the actual size, features, specifications, fittings, and furnishings. 7. The developer reserves the right to make revisions / alterations, at it's absolute discretion, without any liability whatsoever.



ADDRESS  
RESIDENCES  
ZABEEL

DIFC Views

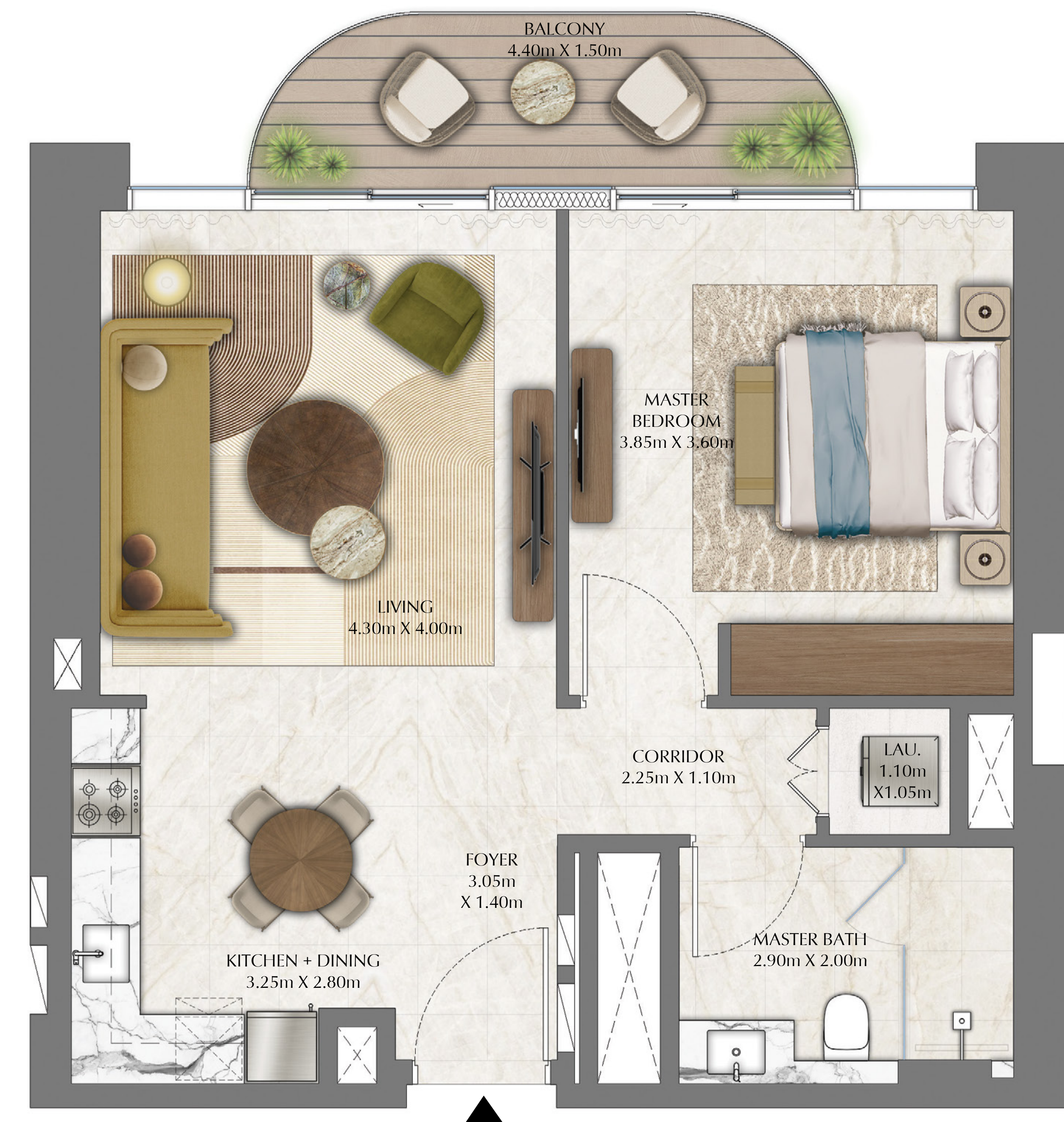

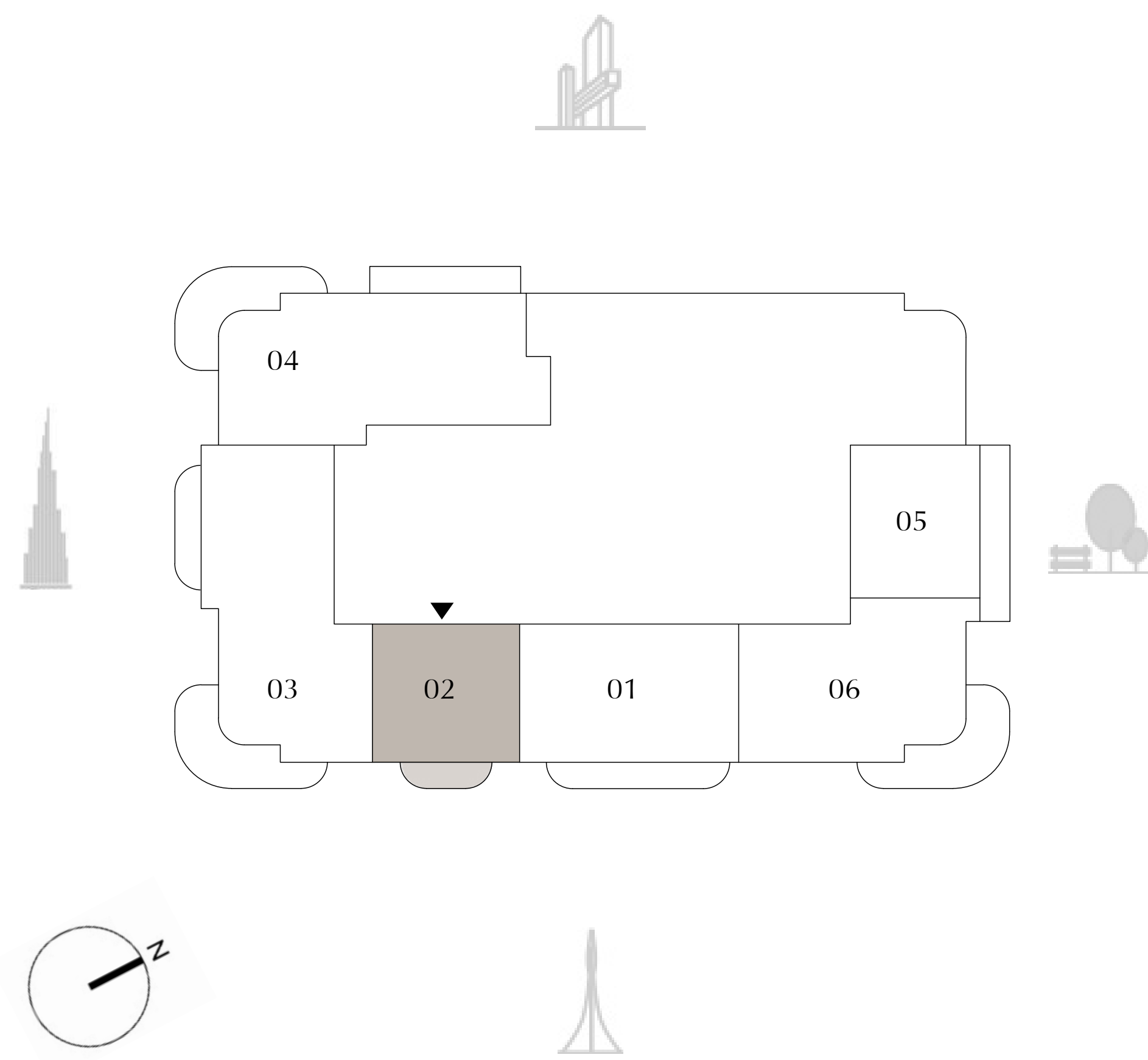
TOWER 1  
1 BEDROOM

PODIUM LEVEL 3      UNIT 02

SUITE AREA	683.72 SQ.FT.	63.52 SQ.M.
BALCONY AREA	77.28 SQ.FT.	7.18 SQ.M.
TOTAL AREA	761.00 SQ.FT.	70.70 SQ.M.

KEY PLAN

KEY SECTION



FLOOR PLAN 1. All dimensions are in imperial and metric, and measured from finish to finish excluding construction tolerances. 2. All materials, dimensions, and drawings are approximate only. 3. Information is subject to change without notice, at developer's absolute discretion. 4. Actual area may vary from the stated area. 5. Drawings not to scale. 6. All images used are for illustrative purposes only and do not represent the actual size, features, specifications, fittings, and furnishings. 7. The developer reserves the right to make revisions / alterations, at it's absolute discretion, without any liability whatsoever.



ADDRESS  
RESIDENCES  
ZABEEL

DIFC Views


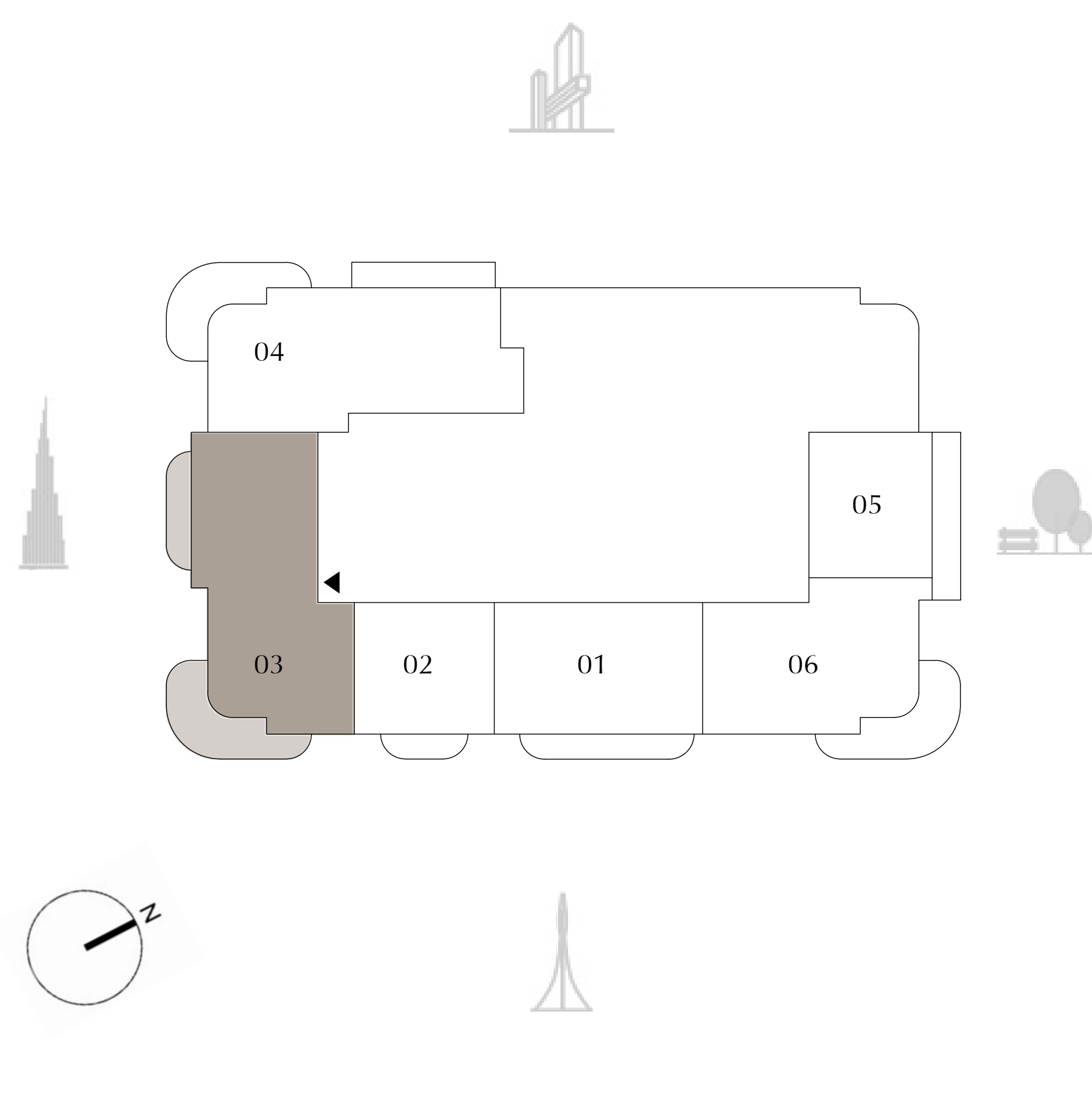
TOWER 1  
3 BEDROOM

PODIUM LEVEL 3 UNIT 03

SUITE AREA	1,431.17 SQ.FT.	132.96 SQ.M.
BALCONY AREA	402.35 SQ.FT.	37.38 SQ.M.
TOTAL AREA	1,833.52 SQ.FT.	170.34 SQ.M.

KEY PLAN

KEY SECTION



FLOOR PLAN 1. All dimensions are in imperial and metric, and measured from finish to finish excluding construction tolerances. 2. All materials, dimensions, and drawings are approximate only. 3. Information is subject to change without notice, at developer's absolute discretion. 4. Actual area may vary from the stated area. 5. Drawings not to scale. 6. All images used are for illustrative purposes only and do not represent the actual size, features, specifications, fittings, and furnishings. 7. The developer reserves the right to make revisions / alterations, at it's absolute discretion, without any liability whatsoever.



ADDRESS  
RESIDENCES  
ZABEEL

DIFC Views


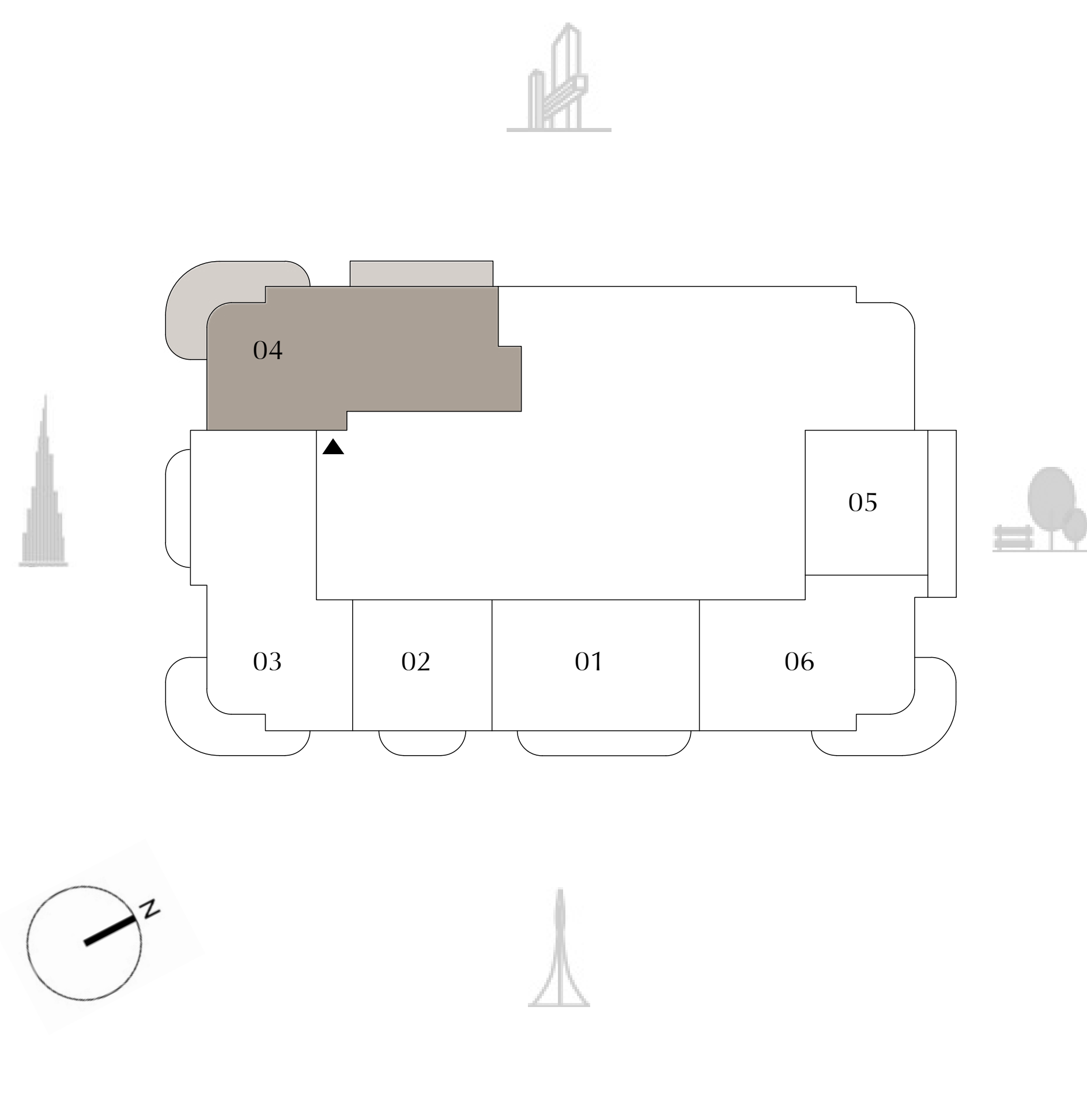
TOWER 1  
3 BEDROOM

PODIUM LEVEL 3 UNIT 04

SUITE AREA	1,514.48 SQ.FT.	140.70 SQ.M.
BALCONY AREA	439.17 SQ.FT.	40.80 SQ.M.
TOTAL AREA	1,953.65 SQ.FT.	181.50 SQ.M.

KEY PLAN

KEY SECTION



FLOOR PLAN 1. All dimensions are in imperial and metric, and measured from finish to finish excluding construction tolerances. 2. All materials, dimensions, and drawings are approximate only. 3. Information is subject to change without notice, at developer's absolute discretion. 4. Actual area may vary from the stated area. 5. Drawings not to scale. 6. All images used are for illustrative purposes only and do not represent the actual size, features, specifications, fittings, and furnishings. 7. The developer reserves the right to make revisions / alterations, at it's absolute discretion, without any liability whatsoever.



ADDRESS  
RESIDENCES  
ZABEEL

DIFC Views


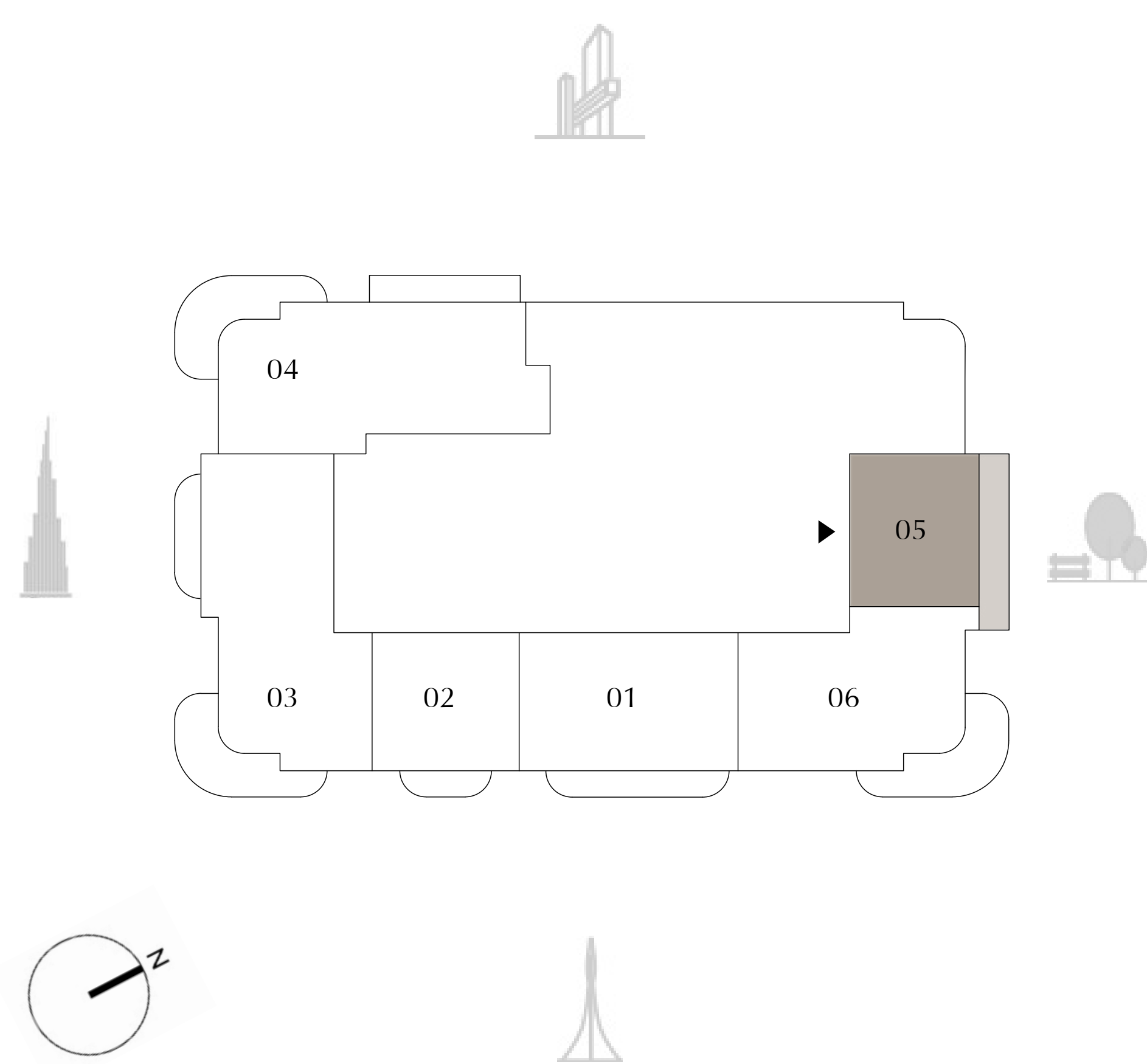
TOWER 1  
1 BEDROOM

PODIUM LEVEL 3      UNIT 05

SUITE AREA	678.45 SQ.FT.	63.03 SQ.M.
BALCONY AREA	168.46 SQ.FT.	15.65 SQ.M.
TOTAL AREA	846.91 SQ.FT.	78.68 SQ.M.

KEY PLAN

KEY SECTION



FLOOR PLAN 1. All dimensions are in imperial and metric, and measured from finish to finish excluding construction tolerances. 2. All materials, dimensions, and drawings are approximate only. 3. Information is subject to change without notice, at developer's absolute discretion. 4. Actual area may vary from the stated area. 5. Drawings not to scale. 6. All images used are for illustrative purposes only and do not represent the actual size, features, specifications, fittings, and furnishings. 7. The developer reserves the right to make revisions / alterations, at it's absolute discretion, without any liability whatsoever.



ADDRESS  
RESIDENCES  
ZABEEL

DIFC Views


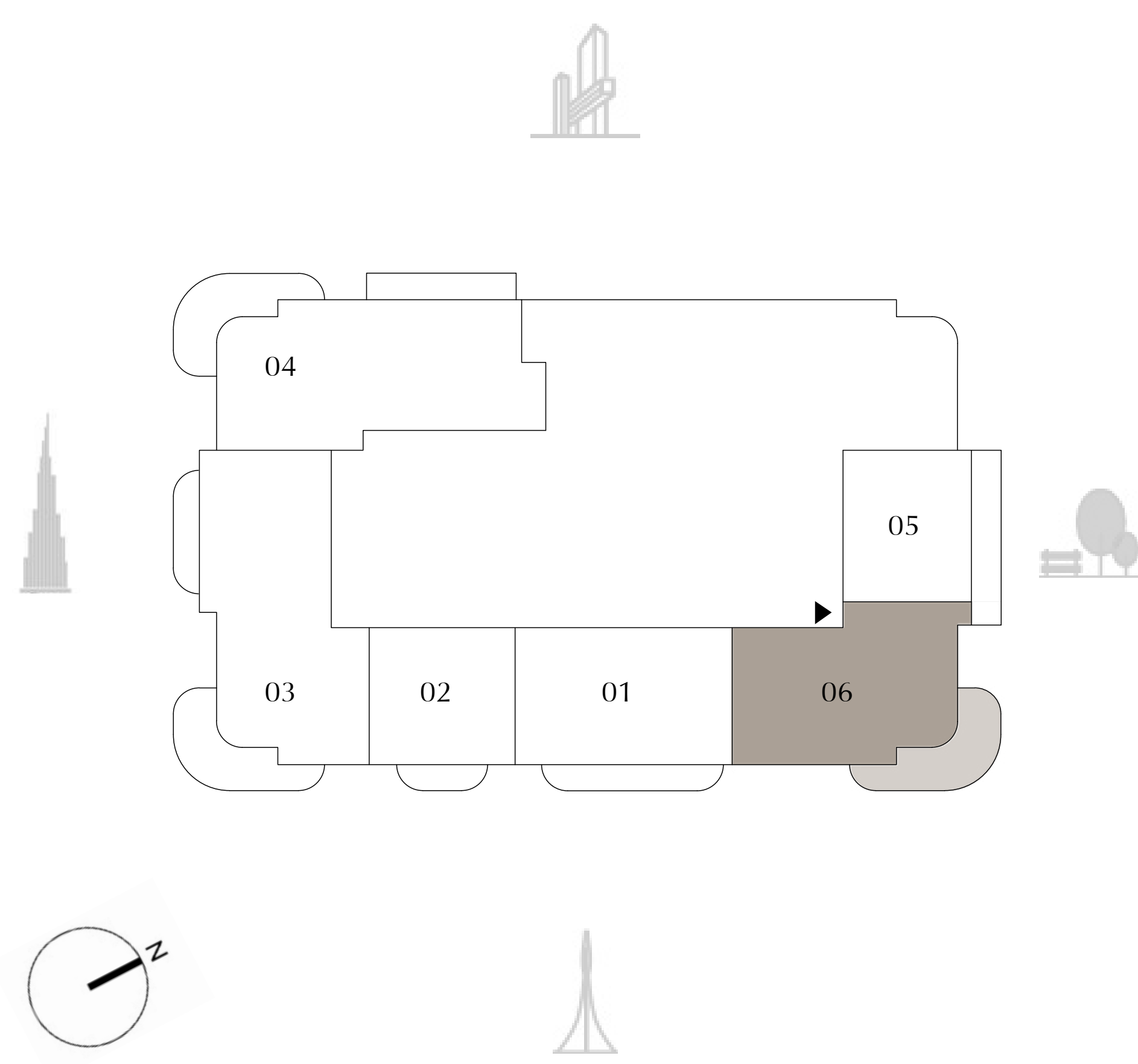
TOWER 1  
2 BEDROOM

PODIUM LEVEL 3 UNIT 06

SUITE AREA	1,092.97 SQ.FT.	101.54 SQ.M.
BALCONY AREA	293.64 SQ.FT.	27.28 SQ.M.
TOTAL AREA	1,386.61 SQ.FT.	128.82 SQ.M.

KEY PLAN

KEY SECTION



FLOOR PLAN 1. All dimensions are in imperial and metric, and measured from finish to finish excluding construction tolerances. 2. All materials, dimensions, and drawings are approximate only. 3. Information is subject to change without notice, at developer's absolute discretion. 4. Actual area may vary from the stated area. 5. Drawings not to scale. 6. All images used are for illustrative purposes only and do not represent the actual size, features, specifications, fittings, and furnishings. 7. The developer reserves the right to make revisions / alterations, at it's absolute discretion, without any liability whatsoever.





ADDRESS  
RESIDENCES  
ZABEEL

DIFC Views

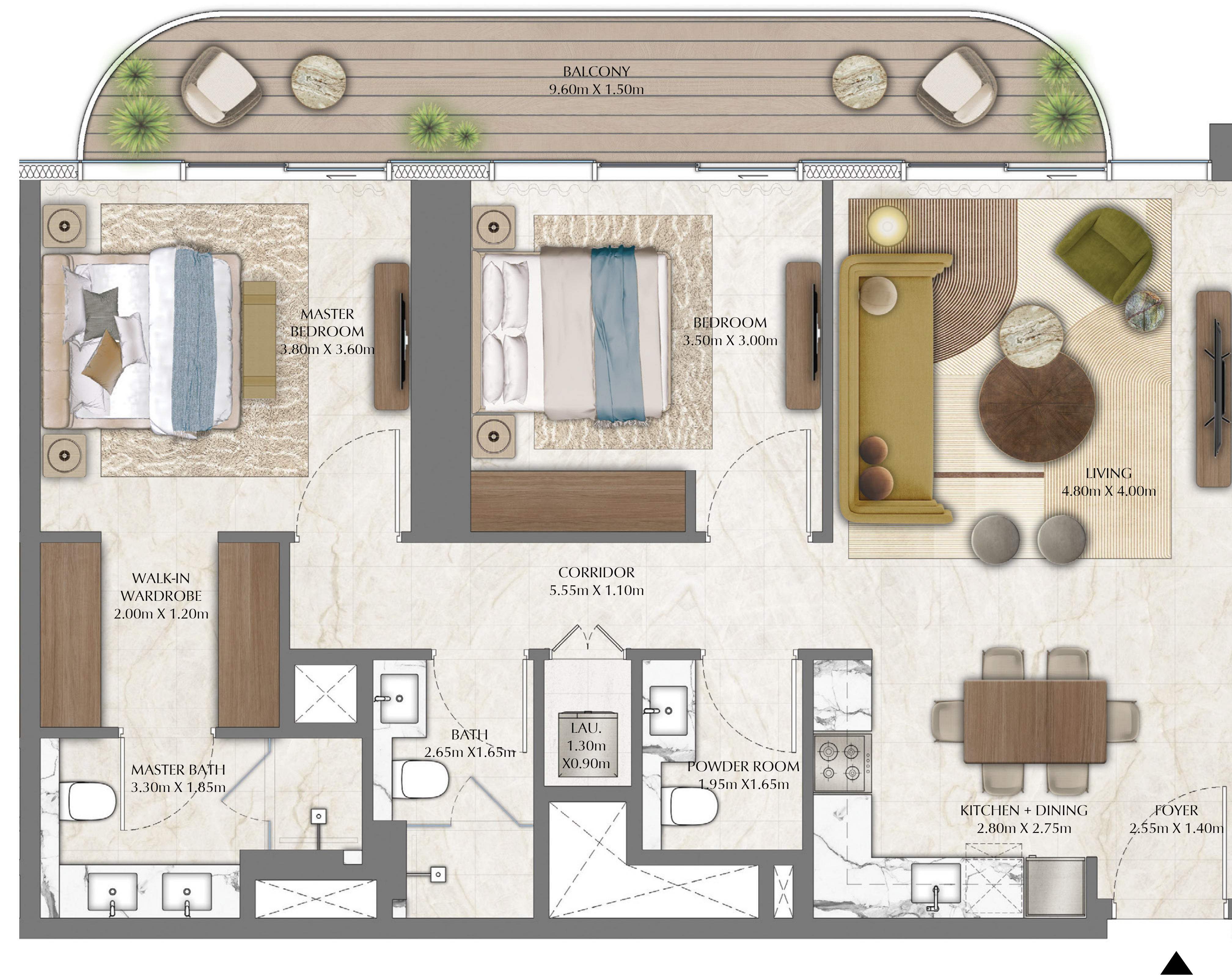

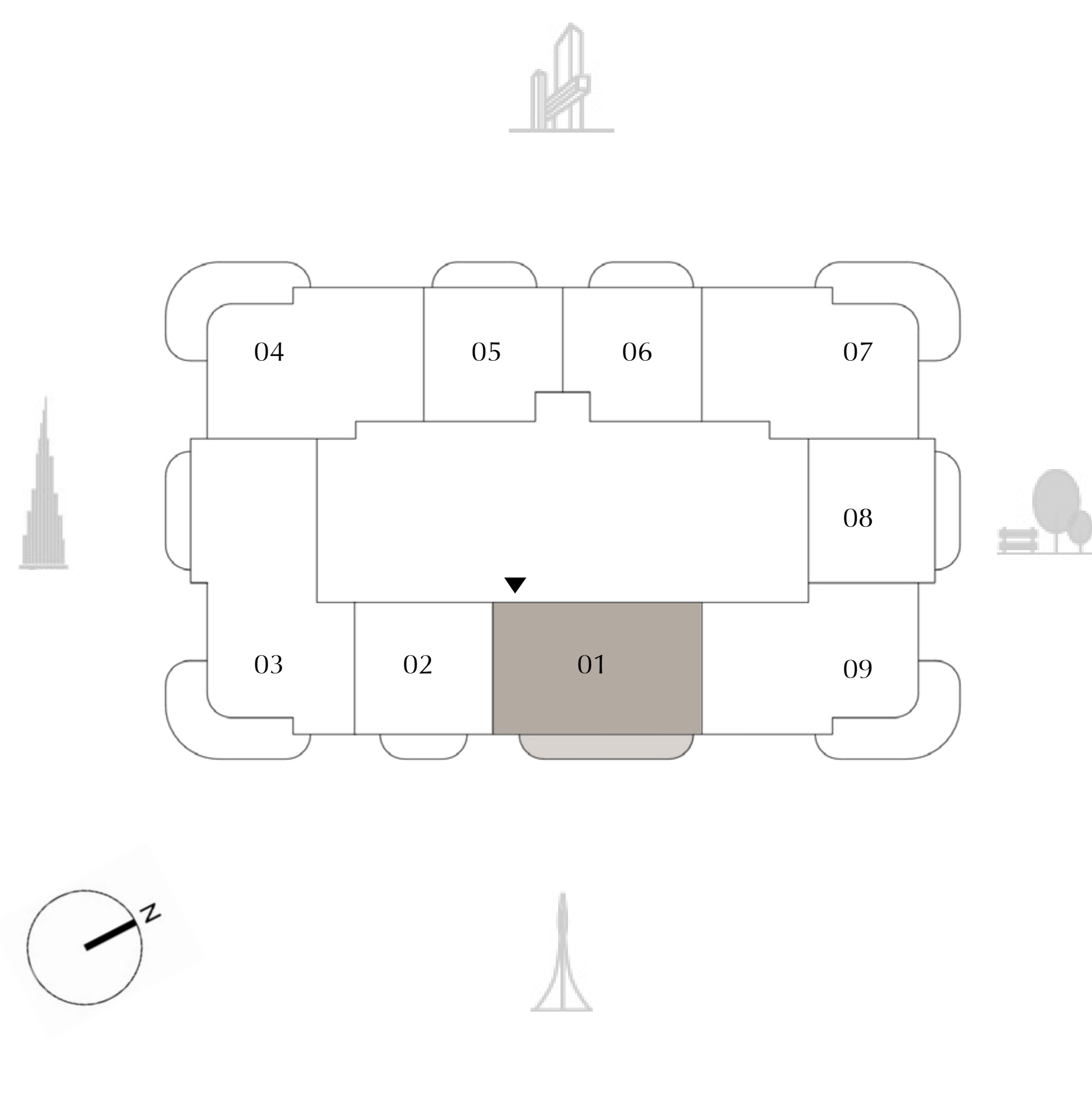
TOWER 1  
2 BEDROOM

LEVELS 04 - 28 UNIT 01

SUITE AREA	1,006.21 SQ.FT.	93.48 SQ.M.
BALCONY AREA	164.58 SQ.FT.	15.29 SQ.M.
TOTAL AREA	1,170.79 SQ.FT.	108.77 SQ.M.

KEY PLAN

KEY SECTION



FLOOR PLAN 1. All dimensions are in imperial and metric, and measured from finish to finish excluding construction tolerances. 2. All materials, dimensions, and drawings are approximate only. 3. Information is subject to change without notice, at developer's absolute discretion. 4. Actual area may vary from the stated area. 5. Drawings not to scale. 6. All images used are for illustrative purposes only and do not represent the actual size, features, specifications, fittings, and furnishings. 7. The developer reserves the right to make revisions / alterations, at it's absolute discretion, without any liability whatsoever.



ADDRESS  
RESIDENCES  
ZABEEL

DIFC Views

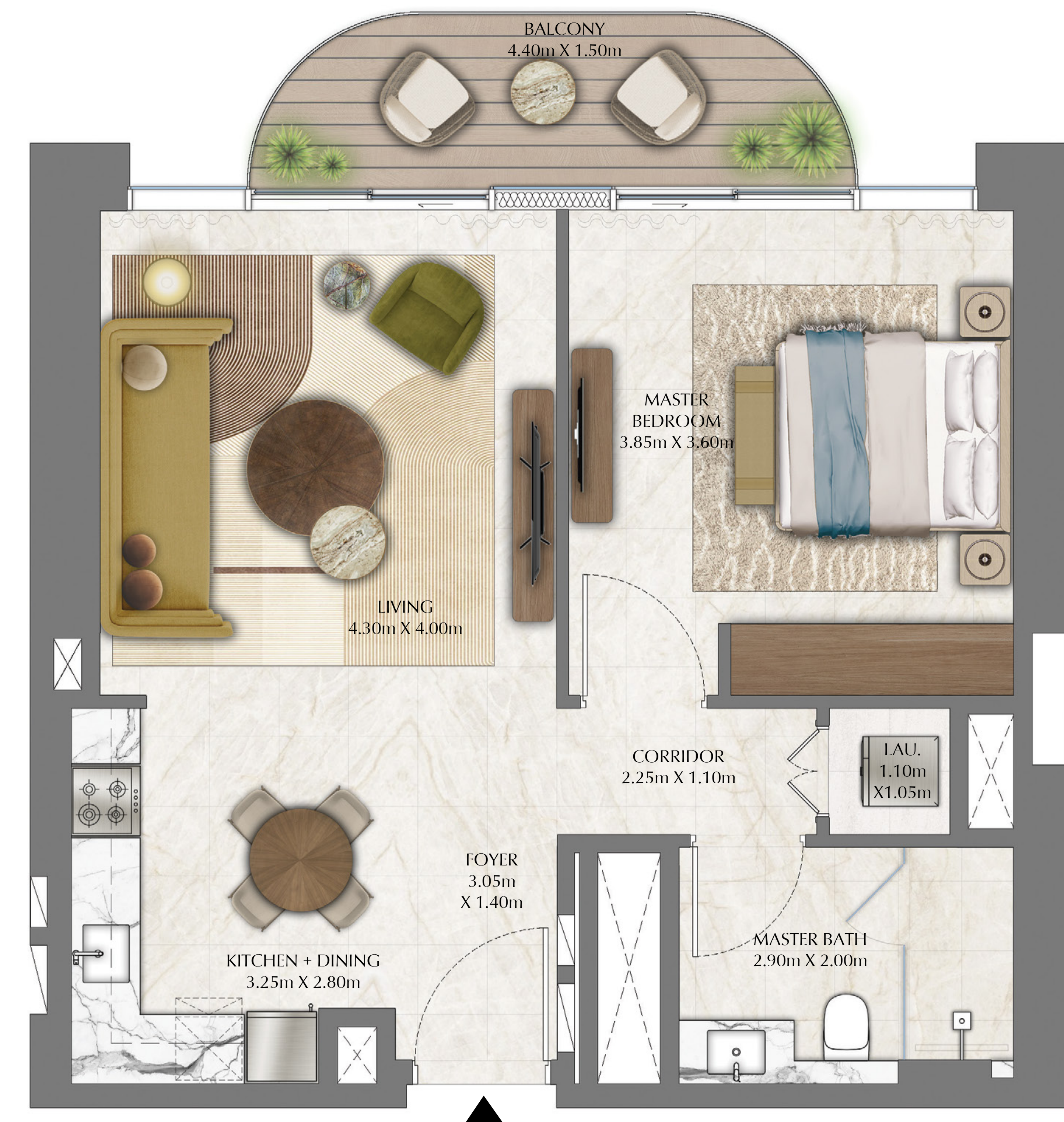

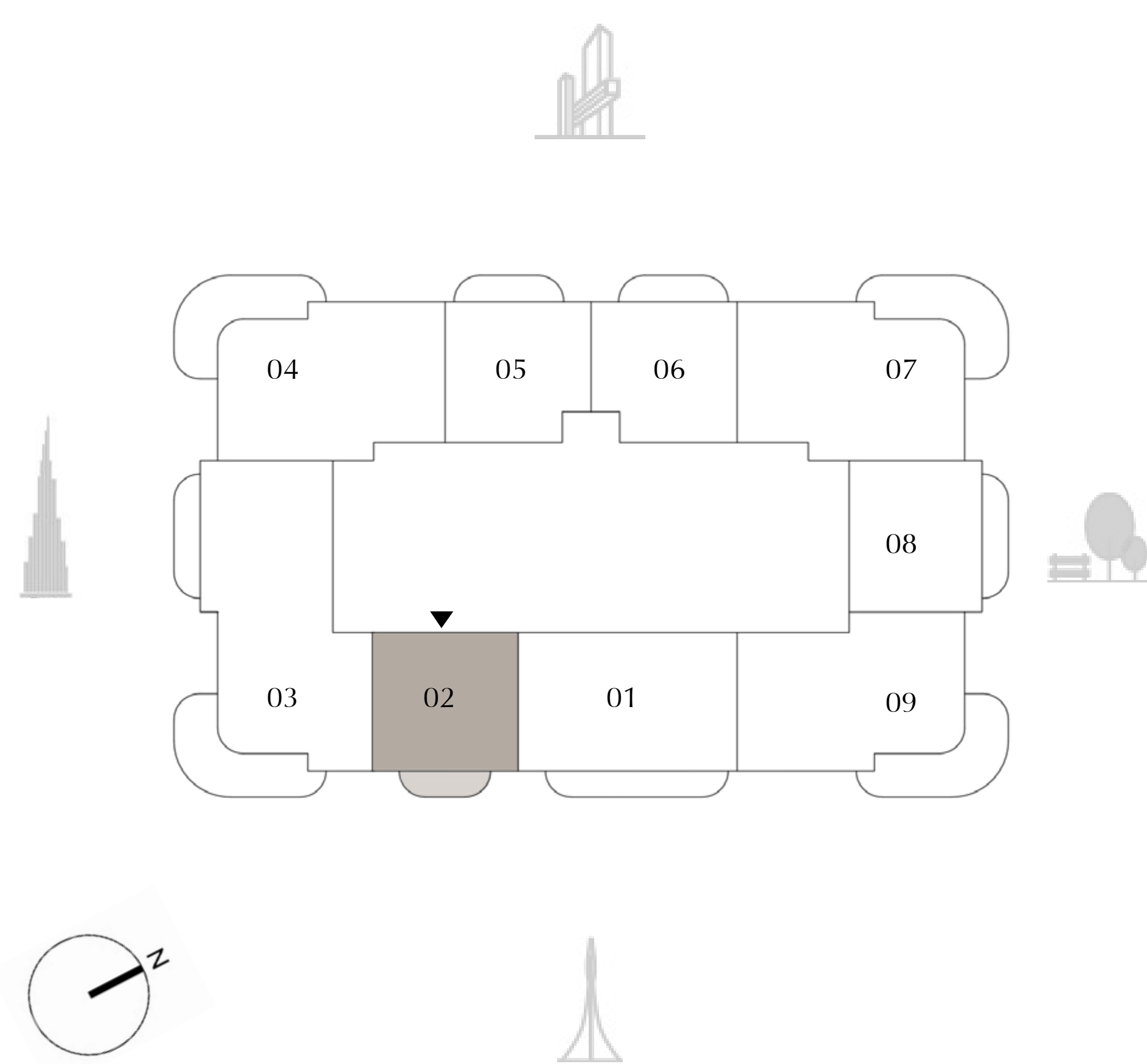
TOWER 1  
1 BEDROOM

LEVELS 04 - 28      UNIT 02

SUITE AREA	684.80 SQ.FT.	63.62 SQ.M.
BALCONY AREA	77.72 SQ.FT.	7.22 SQ.M.
TOTAL AREA	762.52 SQ.FT.	70.84 SQ.M.

KEY PLAN

KEY SECTION



FLOOR PLAN 1. All dimensions are in imperial and metric, and measured from finish to finish excluding construction tolerances. 2. All materials, dimensions, and drawings are approximate only. 3. Information is subject to change without notice, at developer's absolute discretion. 4. Actual area may vary from the stated area. 5. Drawings not to scale. 6. All images used are for illustrative purposes only and do not represent the actual size, features, specifications, fittings, and furnishings. 7. The developer reserves the right to make revisions / alterations, at it's absolute discretion, without any liability whatsoever.



ADDRESS  
RESIDENCES  
ZABEEL

DIFC Views


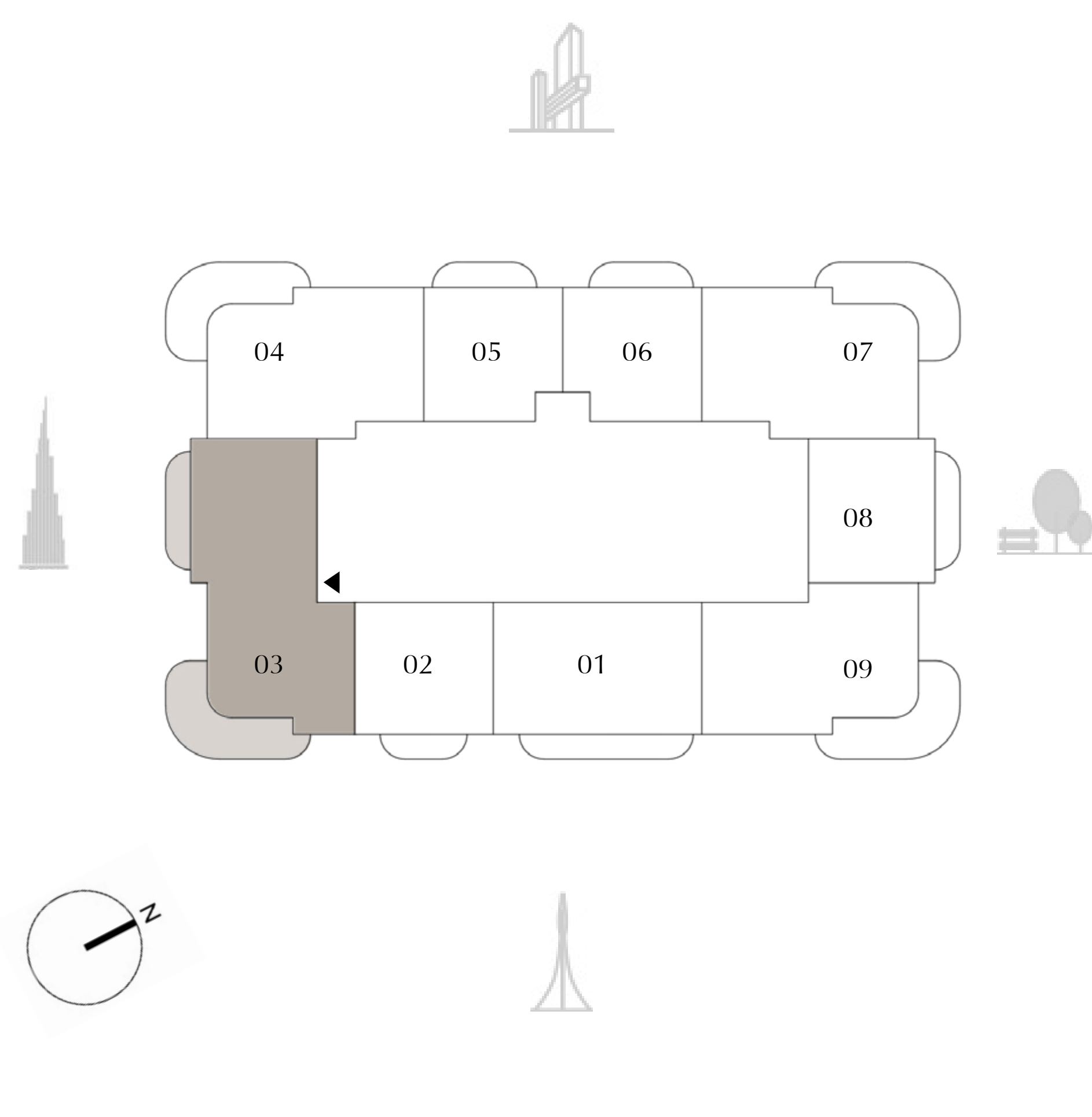
TOWER 1  
3 BEDROOM

LEVELS 04 - 28 UNIT 03

SUITE AREA	1,424.50 SQ.FT.	132.34 SQ.M.
BALCONY AREA	401.82 SQ.FT.	37.33 SQ.M.
TOTAL AREA	1,826.32 SQ.FT.	169.67 SQ.M.

KEY PLAN

KEY SECTION



FLOOR PLAN 1. All dimensions are in imperial and metric, and measured from finish to finish excluding construction tolerances. 2. All materials, dimensions, and drawings are approximate only. 3. Information is subject to change without notice, at developer's absolute discretion. 4. Actual area may vary from the stated area. 5. Drawings not to scale. 6. All images used are for illustrative purposes only and do not represent the actual size, features, specifications, fittings, and furnishings. 7. The developer reserves the right to make revisions / alterations, at it's absolute discretion, without any liability whatsoever.



ADDRESS  
RESIDENCES  
ZABEEL

DIFC Views


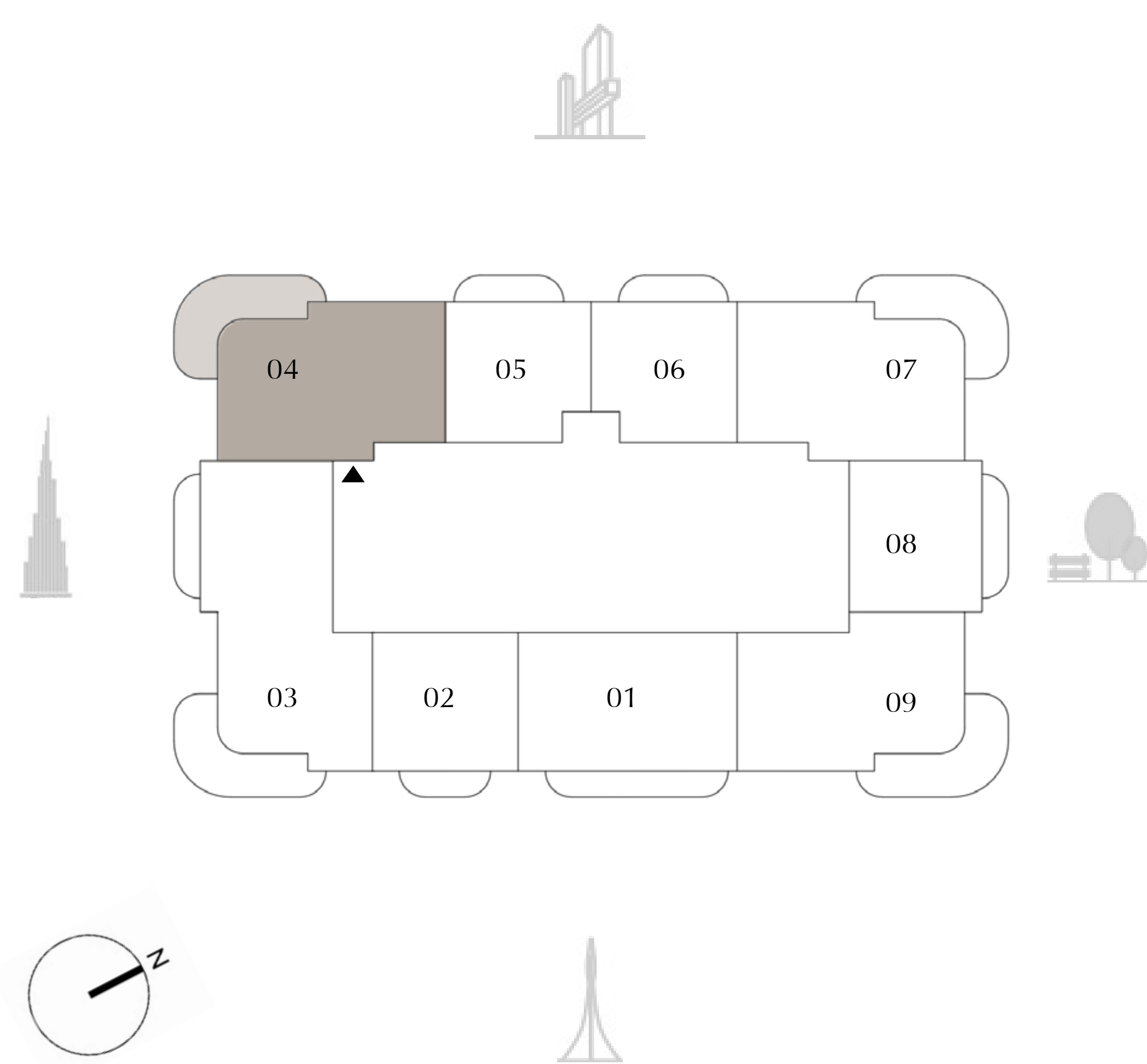
TOWER 1  
2 BEDROOM

LEVELS 04 - 28 UNIT 04

SUITE AREA	1,115.57 SQ.FT.	103.64 SQ.M.
BALCONY AREA	293.21 SQ.FT.	27.24 SQ.M.
TOTAL AREA	1,408.78 SQ.FT.	130.88 SQ.M.

KEY PLAN

KEY SECTION



FLOOR PLAN 1. All dimensions are in imperial and metric, and measured from finish to finish excluding construction tolerances. 2. All materials, dimensions, and drawings are approximate only. 3. Information is subject to change without notice, at developer's absolute discretion. 4. Actual area may vary from the stated area. 5. Drawings not to scale. 6. All images used are for illustrative purposes only and do not represent the actual size, features, specifications, fittings, and furnishings. 7. The developer reserves the right to make revisions / alterations, at it's absolute discretion, without any liability whatsoever.



ADDRESS  
RESIDENCES  
ZABEEL

DIFC Views


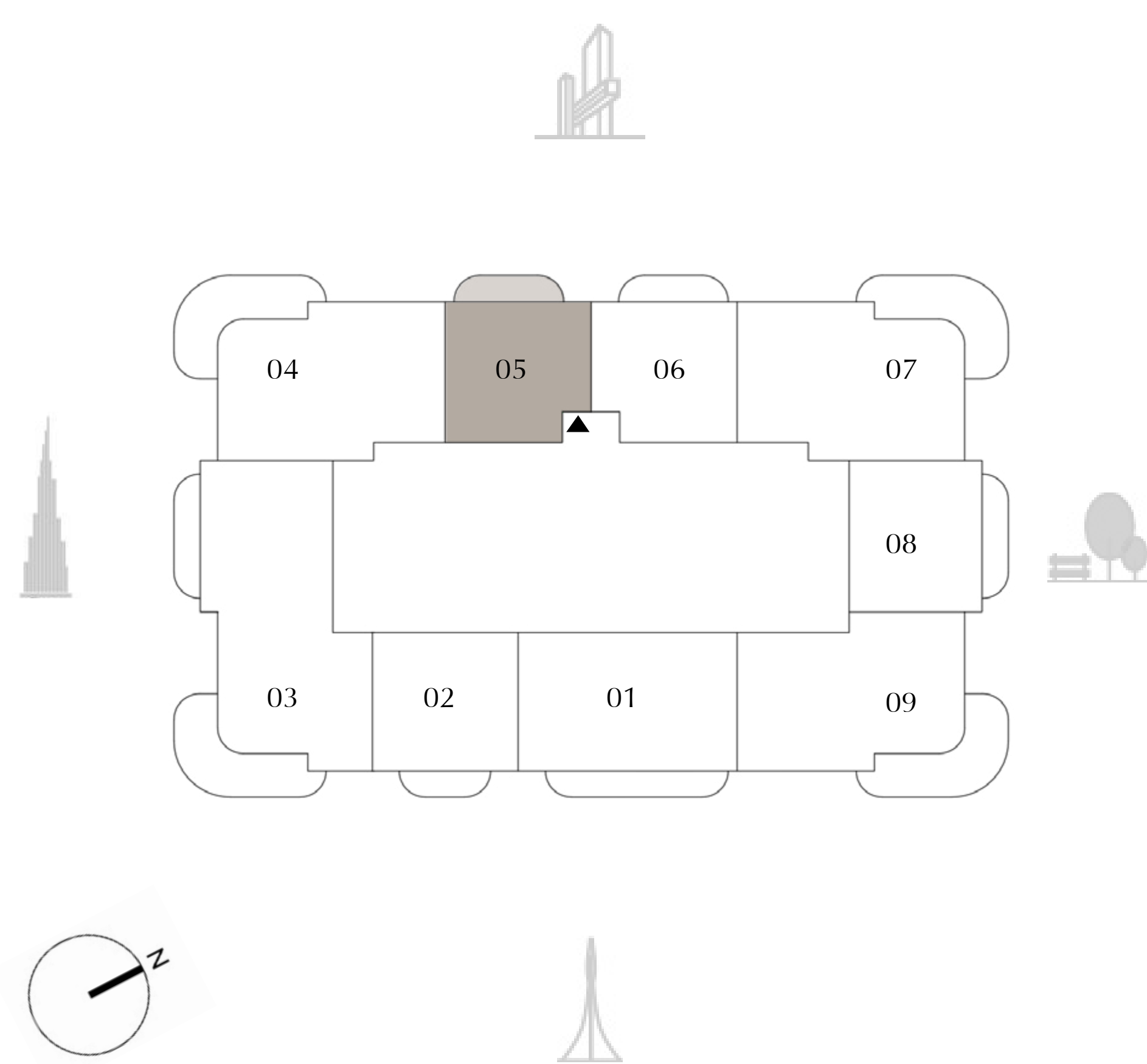
TOWER 1  
1 BEDROOM

LEVELS 04 - 28     UNIT 05

SUITE AREA	644.54 SQ.FT.	59.88 SQ.M.
BALCONY AREA	94.83 SQ.FT.	8.81 SQ.M.
TOTAL AREA	739.37 SQ.FT.	68.69 SQ.M.

KEY PLAN

KEY SECTION



FLOOR PLAN 1. All dimensions are in imperial and metric, and measured from finish to finish excluding construction tolerances. 2. All materials, dimensions, and drawings are approximate only. 3. Information is subject to change without notice, at developer's absolute discretion. 4. Actual area may vary from the stated area. 5. Drawings not to scale. 6. All images used are for illustrative purposes only and do not represent the actual size, features, specifications, fittings, and furnishings. 7. The developer reserves the right to make revisions / alterations, at it's absolute discretion, without any liability whatsoever.



ADDRESS  
RESIDENCES  
ZABEEL

DIFC Views

TOWER 1  
1 BEDROOM


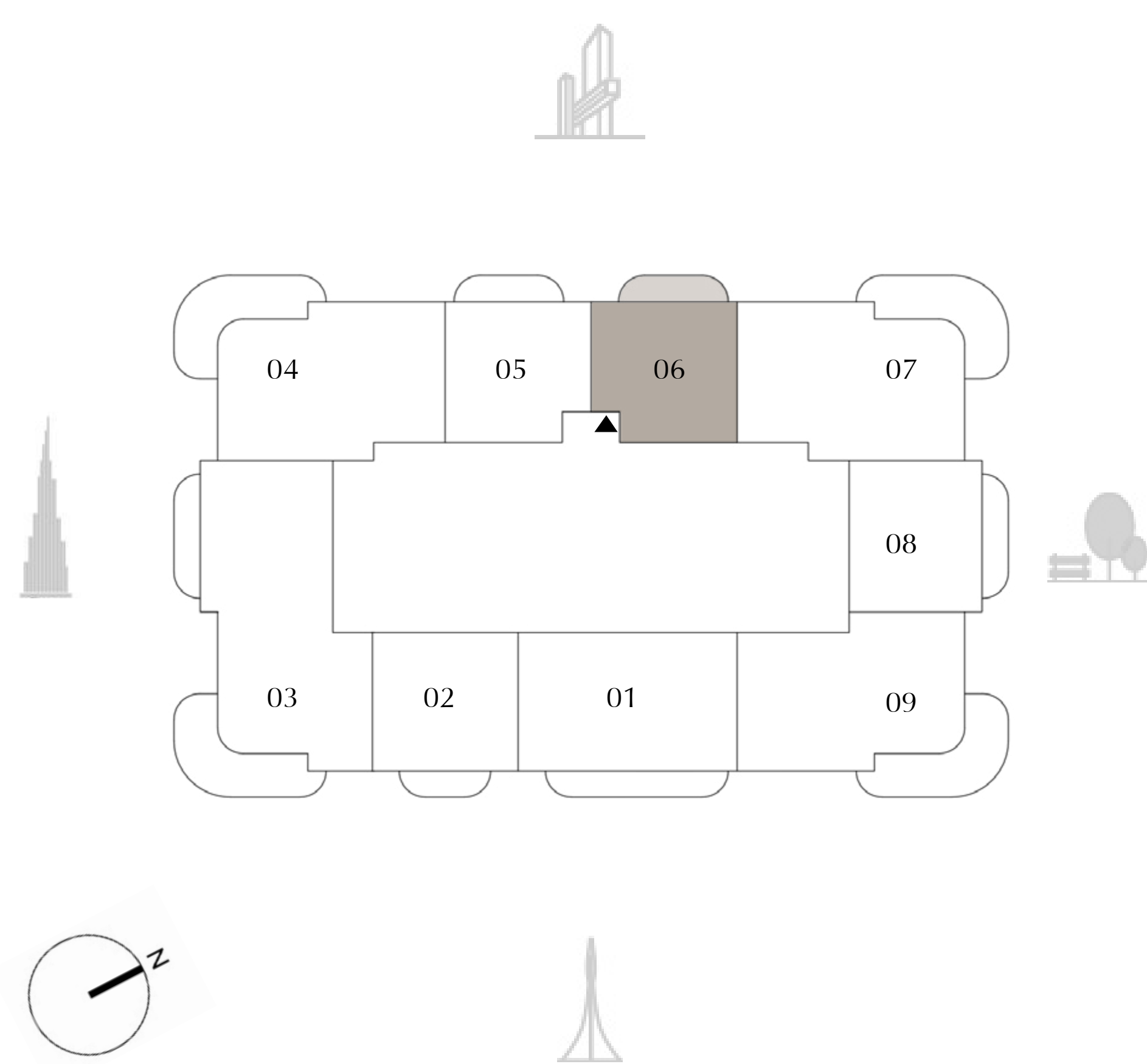
LEVELS 04 - 28     UNIT 06

SUITE AREA	644.54 SQ.FT.	59.88 SQ.M.
BALCONY AREA	94.83 SQ.FT.	8.81 SQ.M.
TOTAL AREA	739.37 SQ.FT.	68.69 SQ.M.



KEY PLAN

KEY SECTION



FLOOR PLAN 1. All dimensions are in imperial and metric, and measured from finish to finish excluding construction tolerances. 2. All materials, dimensions, and drawings are approximate only. 3. Information is subject to change without notice, at developer's absolute discretion. 4. Actual area may vary from the stated area. 5. Drawings not to scale. 6. All images used are for illustrative purposes only and do not represent the actual size, features, specifications, fittings, and furnishings. 7. The developer reserves the right to make revisions / alterations, at it's absolute discretion, without any liability whatsoever.



ADDRESS  
RESIDENCES  
ZABEEL

DIFC Views

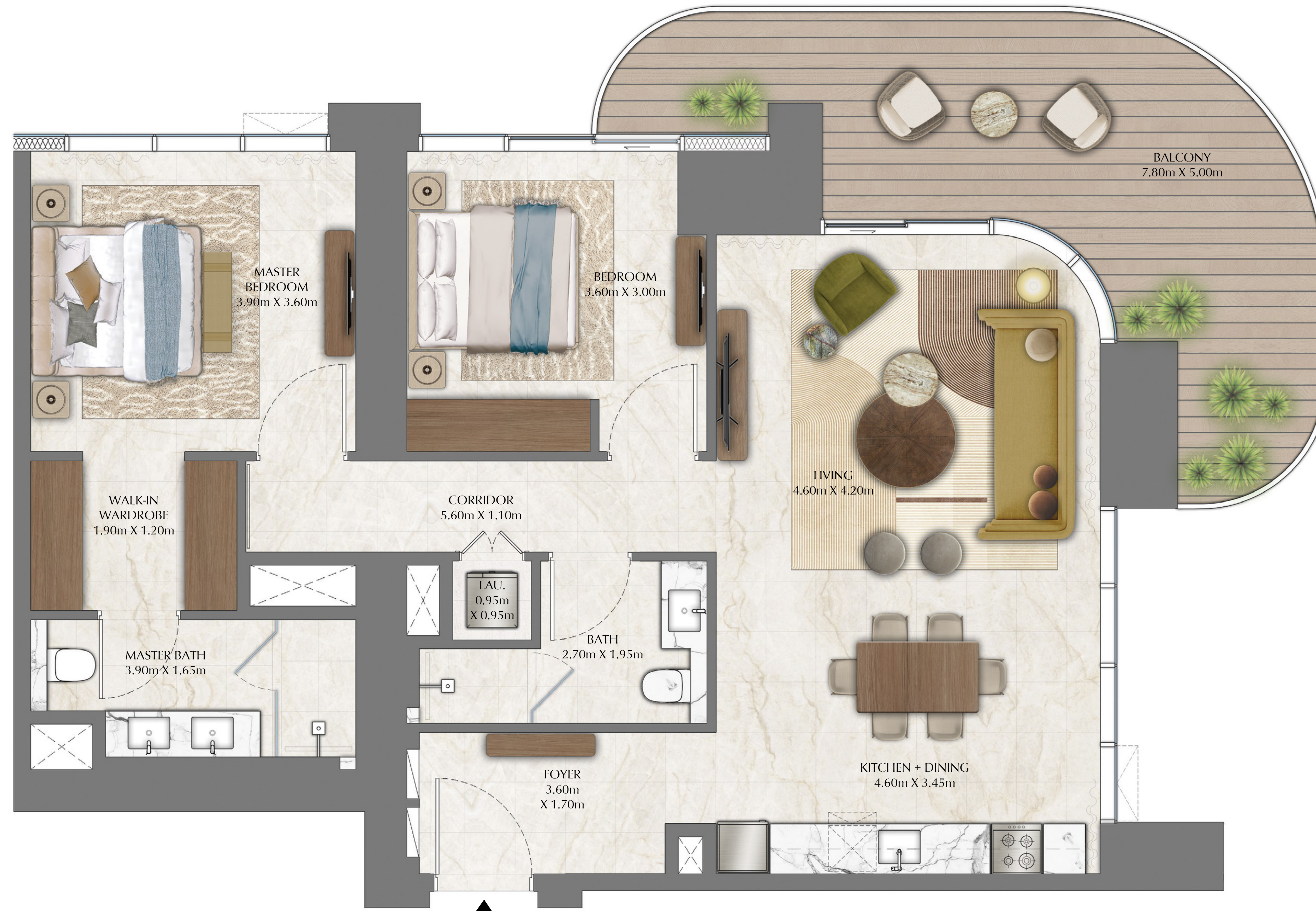
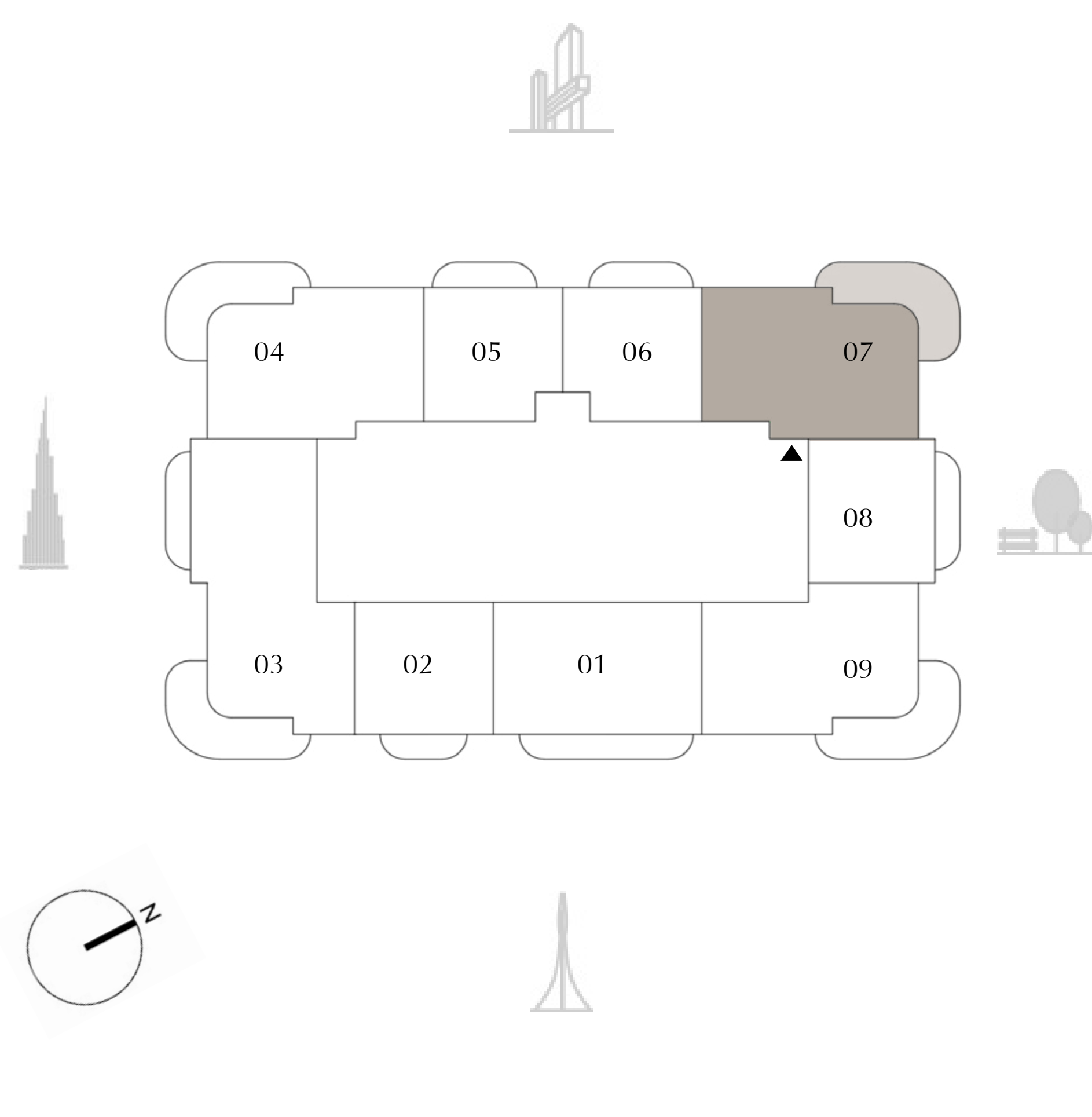
TOWER 1  
2 BEDROOM

LEVELS 04 - 28     UNIT 07

SUITE AREA	1,116.22 SQ.FT.	103.70 SQ.M.
BALCONY AREA	293.21 SQ.FT.	27.24 SQ.M.
TOTAL AREA	1,409.43 SQ.FT.	130.94 SQ.M.

KEY PLAN

KEY SECTION



FLOOR PLAN 1. All dimensions are in imperial and metric, and measured from finish to finish excluding construction tolerances. 2. All materials, dimensions, and drawings are approximate only. 3. Information is subject to change without notice, at developer's absolute discretion. 4. Actual area may vary from the stated area. 5. Drawings not to scale. 6. All images used are for illustrative purposes only and do not represent the actual size, features, specifications, fittings, and furnishings. 7. The developer reserves the right to make revisions / alterations, at it's absolute discretion, without any liability whatsoever.



ADDRESS  
RESIDENCES  
ZABEEL

DIFC Views

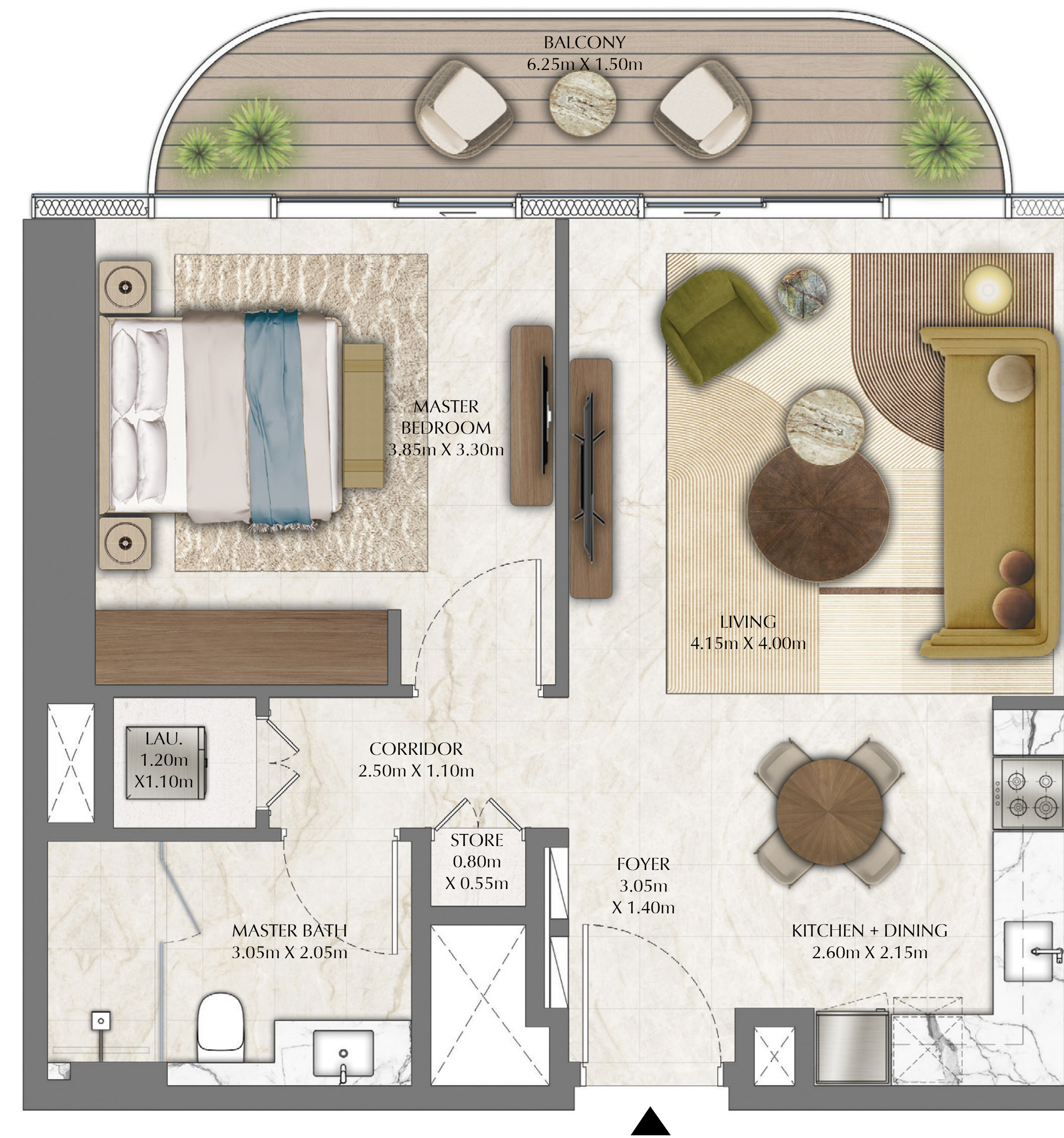

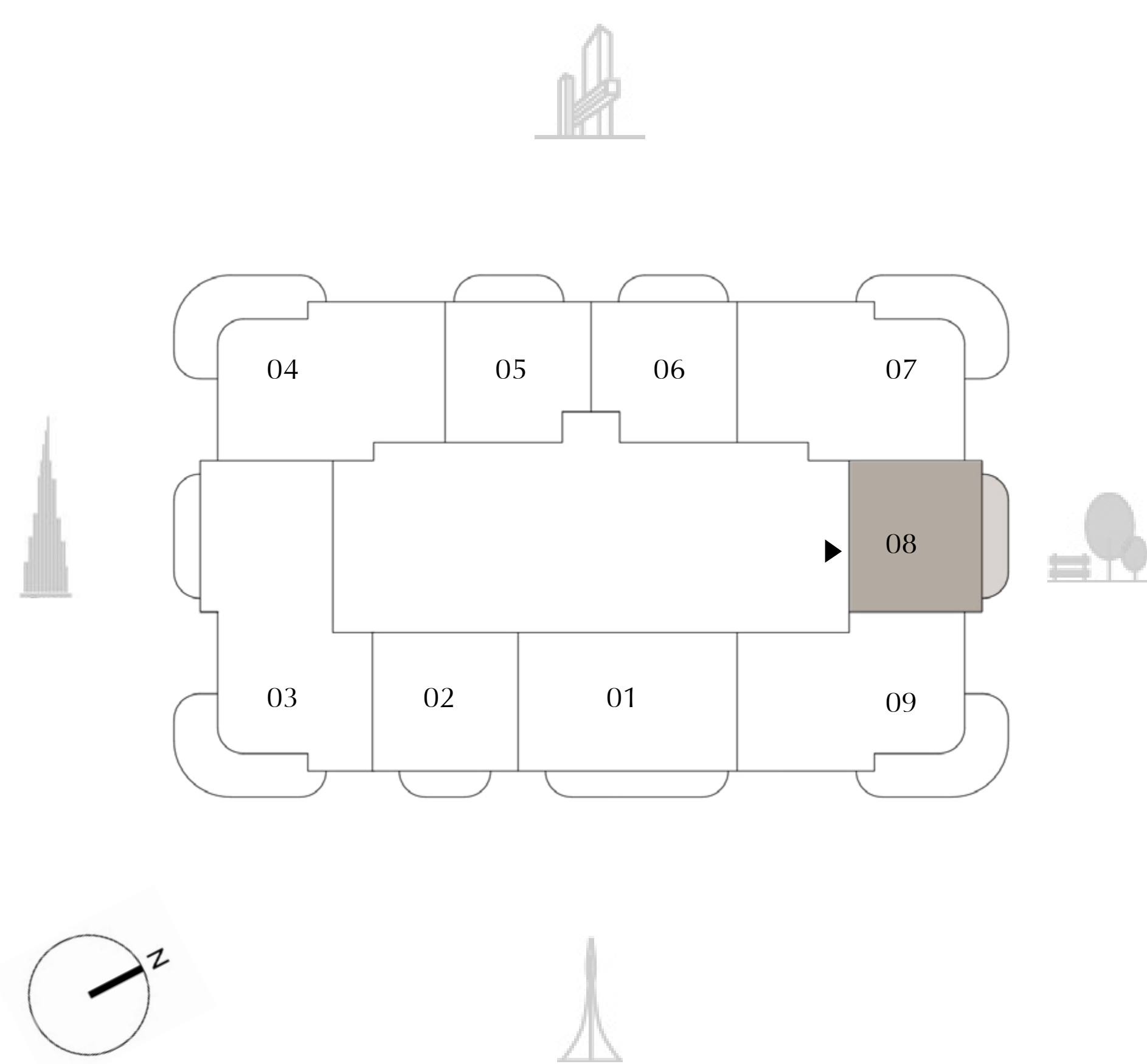
TOWER 1  
1 BEDROOM

LEVELS 04 - 28     UNIT 08

SUITE AREA	671.88 SQ.FT.	62.42 SQ.M.
BALCONY AREA	108.50 SQ.FT.	10.08 SQ.M.
TOTAL AREA	780.38 SQ.FT.	72.50 SQ.M.

KEY PLAN

KEY SECTION



FLOOR PLAN 1. All dimensions are in imperial and metric, and measured from finish to finish excluding construction tolerances. 2. All materials, dimensions, and drawings are approximate only. 3. Information is subject to change without notice, at developer's absolute discretion. 4. Actual area may vary from the stated area. 5. Drawings not to scale. 6. All images used are for illustrative purposes only and do not represent the actual size, features, specifications, fittings, and furnishings. 7. The developer reserves the right to make revisions / alterations, at it's absolute discretion, without any liability whatsoever.





ADDRESS  
RESIDENCES  
ZABEEL

DIFC Views


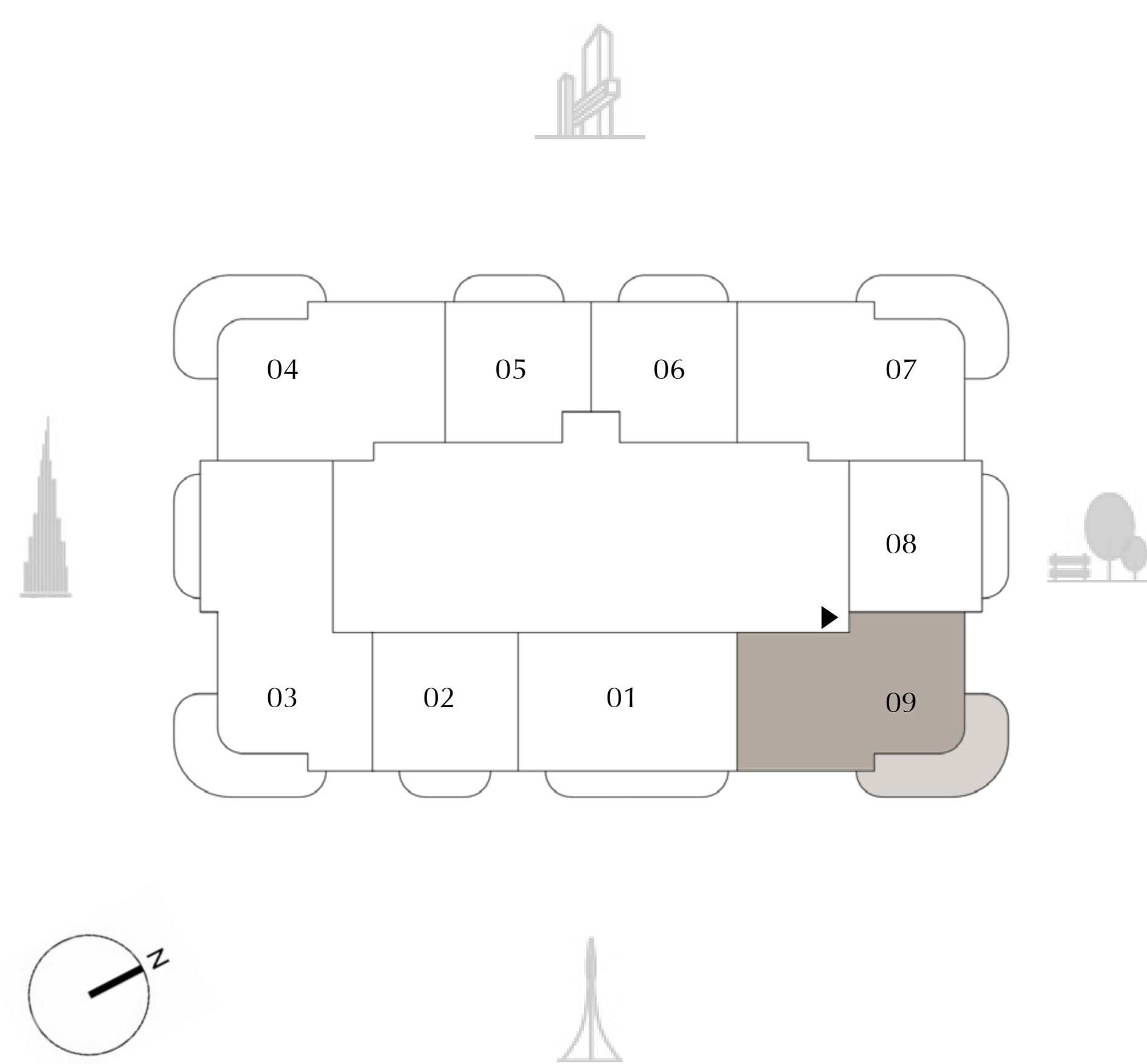
TOWER 1  
2 BEDROOM

LEVELS 04 - 28      UNIT 09

SUITE AREA	1,096.41 SQ.FT.	101.86 SQ.M.
BALCONY AREA	293.21 SQ.FT.	27.24 SQ.M.
TOTAL AREA	1,389.62 SQ.FT.	129.10 SQ.M.

KEY PLAN

KEY SECTION



FLOOR PLAN 1. All dimensions are in imperial and metric, and measured from finish to finish excluding construction tolerances. 2. All materials, dimensions, and drawings are approximate only. 3. Information is subject to change without notice, at developer's absolute discretion. 4. Actual area may vary from the stated area. 5. Drawings not to scale. 6. All images used are for illustrative purposes only and do not represent the actual size, features, specifications, fittings, and furnishings. 7. The developer reserves the right to make revisions / alterations, at it's absolute discretion, without any liability whatsoever.



ADDRESS  
RESIDENCES  
ZABEEL

DIFC Views

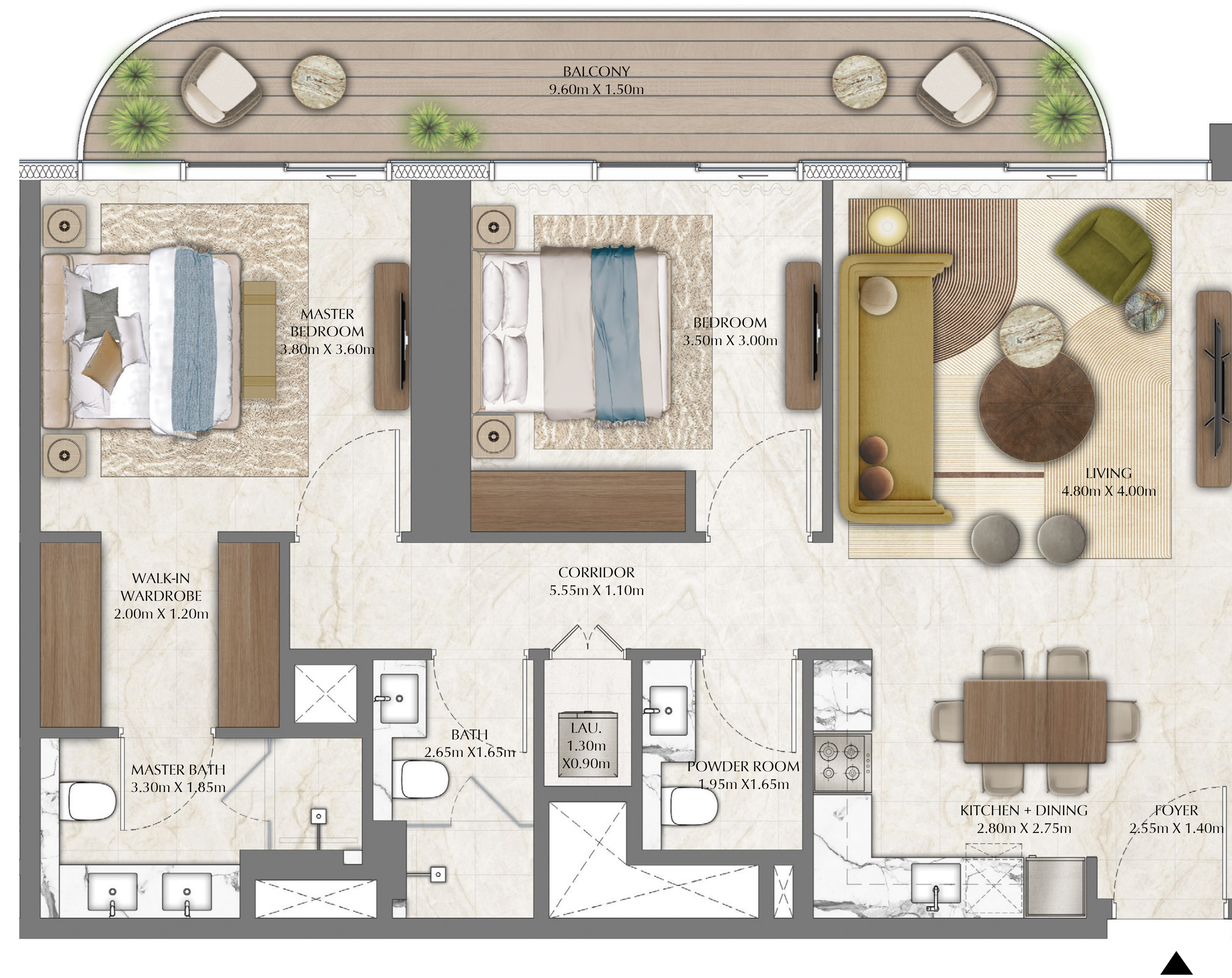

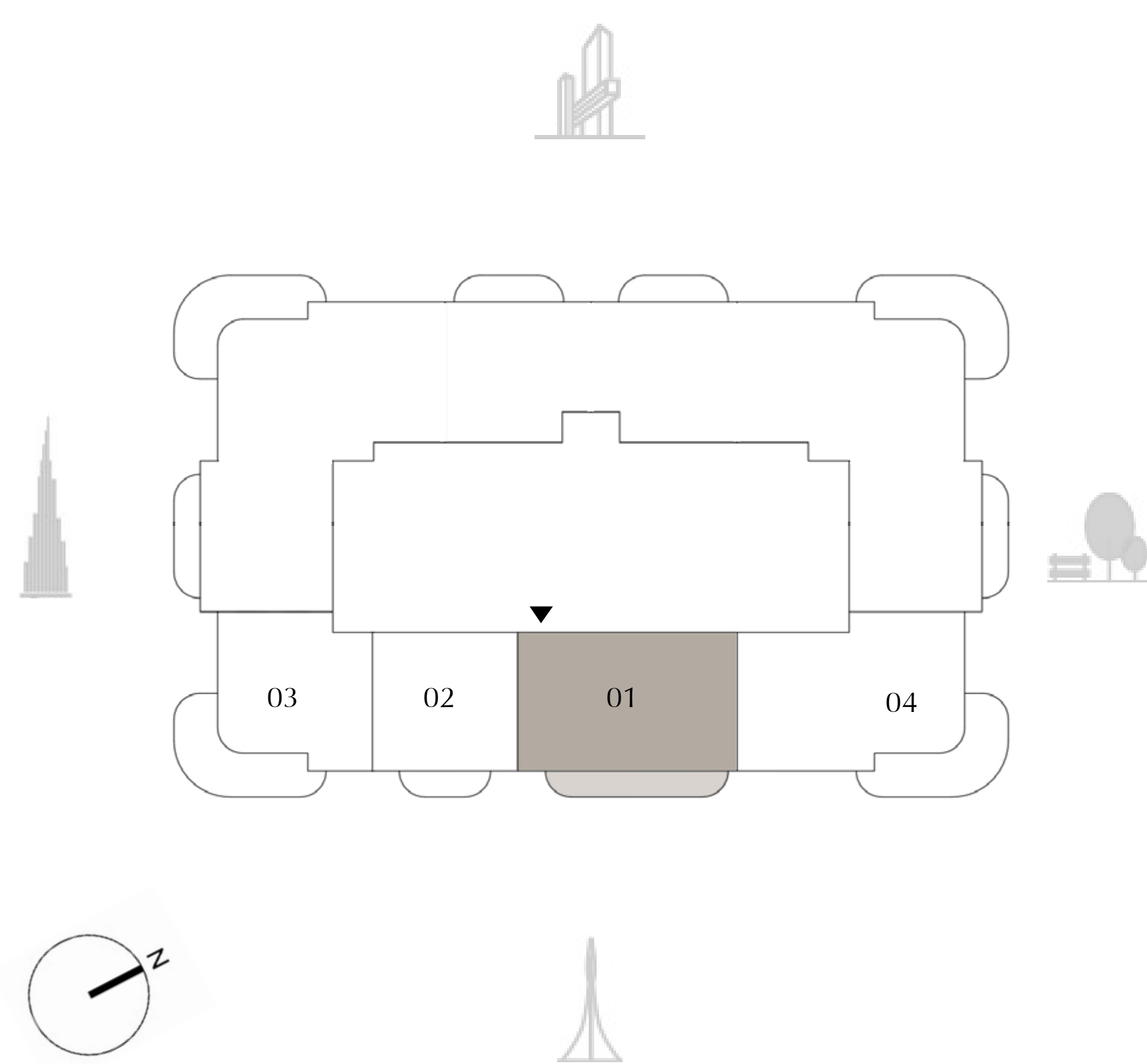
TOWER 1  
2 BEDROOM

LEVEL 29 UNIT 01

SUITE AREA	1,008.90 SQ.FT.	93.73 SQ.M.
BALCONY AREA	164.47 SQ.FT.	15.28 SQ.M.
TOTAL AREA	1,173.37 SQ.FT.	109.01 SQ.M.

KEY PLAN

KEY SECTION



FLOOR PLAN 1. All dimensions are in imperial and metric, and measured from finish to finish excluding construction tolerances. 2. All materials, dimensions, and drawings are approximate only. 3. Information is subject to change without notice, at developer's absolute discretion. 4. Actual area may vary from the stated area. 5. Drawings not to scale. 6. All images used are for illustrative purposes only and do not represent the actual size, features, specifications, fittings, and furnishings. 7. The developer reserves the right to make revisions / alterations, at it's absolute discretion, without any liability whatsoever.



ADDRESS  
RESIDENCES  
ZABEEL

DIFC Views


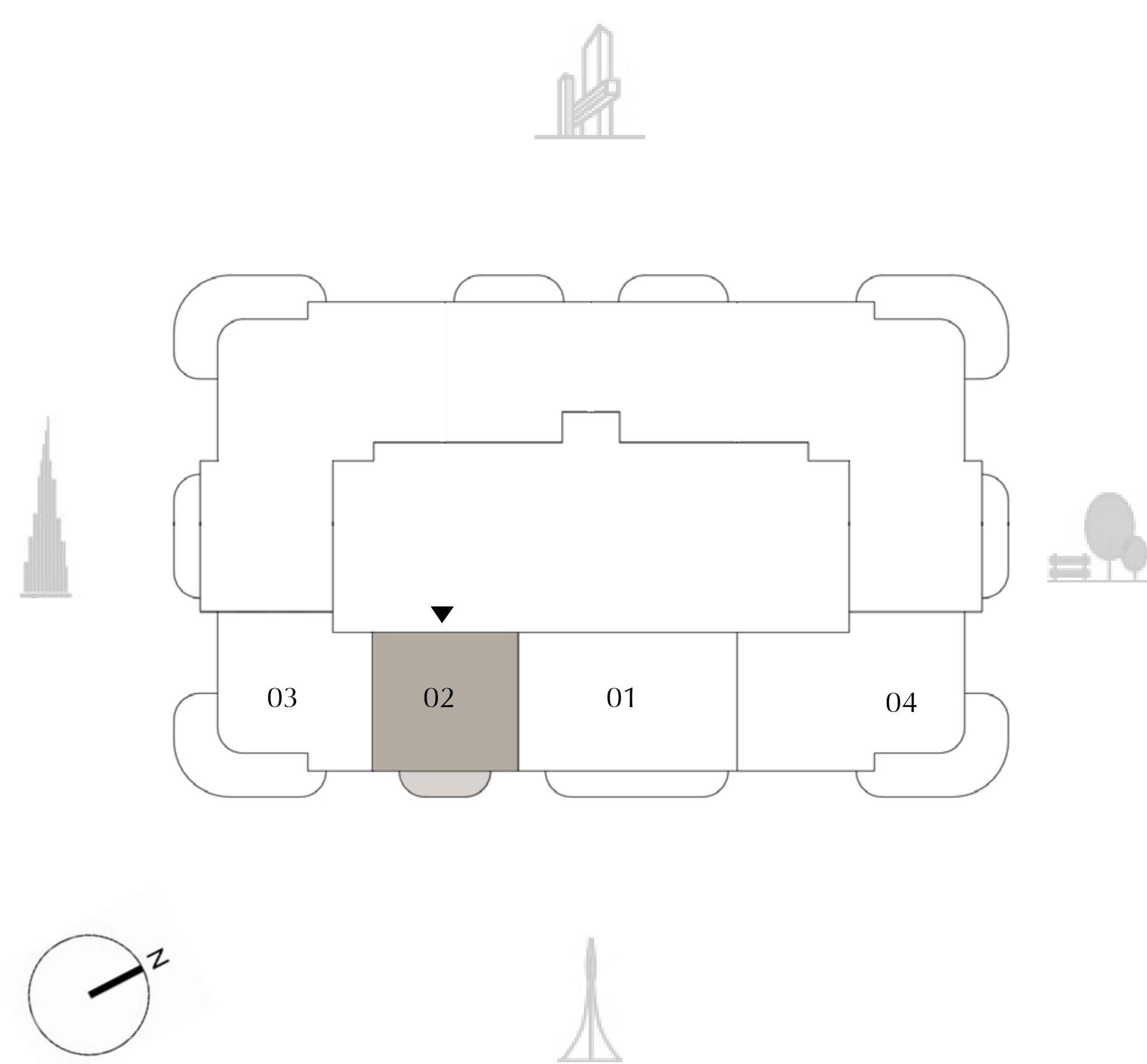
TOWER 1  
1 BEDROOM

LEVEL 29 UNIT 02

SUITE AREA	687.28 SQ.FT.	63.85 SQ.M.
BALCONY AREA	77.72 SQ.FT.	7.22 SQ.M.
TOTAL AREA	765.00 SQ.FT.	71.07 SQ.M.

KEY PLAN

KEY SECTION



FLOOR PLAN 1. All dimensions are in imperial and metric, and measured from finish to finish excluding construction tolerances. 2. All materials, dimensions, and drawings are approximate only. 3. Information is subject to change without notice, at developer's absolute discretion. 4. Actual area may vary from the stated area. 5. Drawings not to scale. 6. All images used are for illustrative purposes only and do not represent the actual size, features, specifications, fittings, and furnishings. 7. The developer reserves the right to make revisions / alterations, at it's absolute discretion, without any liability whatsoever.



ADDRESS  
RESIDENCES  
ZABEEL

DIFC Views


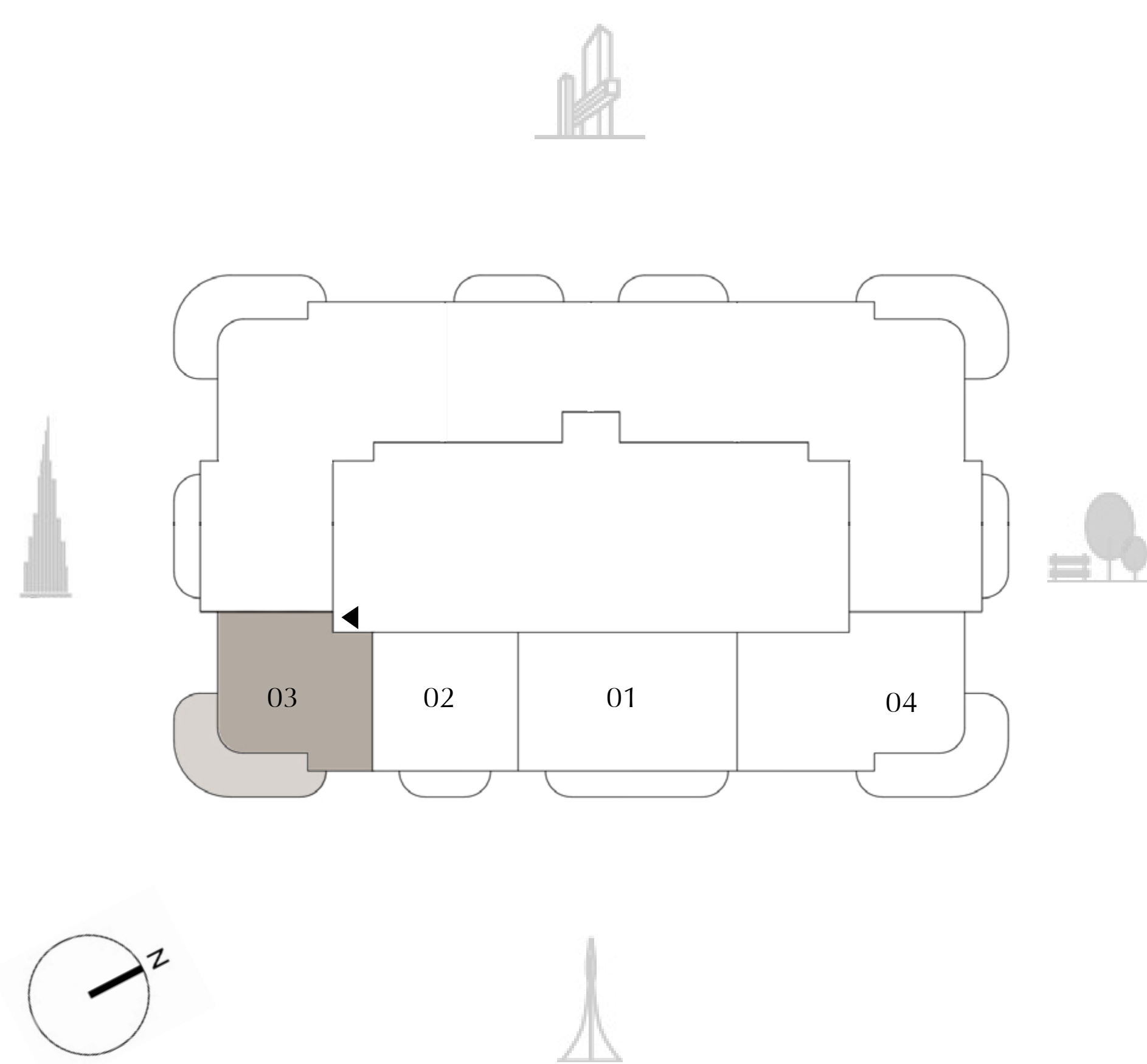
TOWER 1  
1 BEDROOM

LEVEL 29      UNIT 03

SUITE AREA	766.39 SQ.FT.	71.20 SQ.M.
BALCONY AREA	293.21 SQ.FT.	27.24 SQ.M.
TOTAL AREA	1,059.60 SQ.FT.	98.44 SQ.M.

KEY PLAN

KEY SECTION



FLOOR PLAN 1. All dimensions are in imperial and metric, and measured from finish to finish excluding construction tolerances. 2. All materials, dimensions, and drawings are approximate only. 3. Information is subject to change without notice, at developer's absolute discretion. 4. Actual area may vary from the stated area. 5. Drawings not to scale. 6. All images used are for illustrative purposes only and do not represent the actual size, features, specifications, fittings, and furnishings. 7. The developer reserves the right to make revisions / alterations, at it's absolute discretion, without any liability whatsoever.



ADDRESS  
RESIDENCES  
ZABEEL

DIFC Views


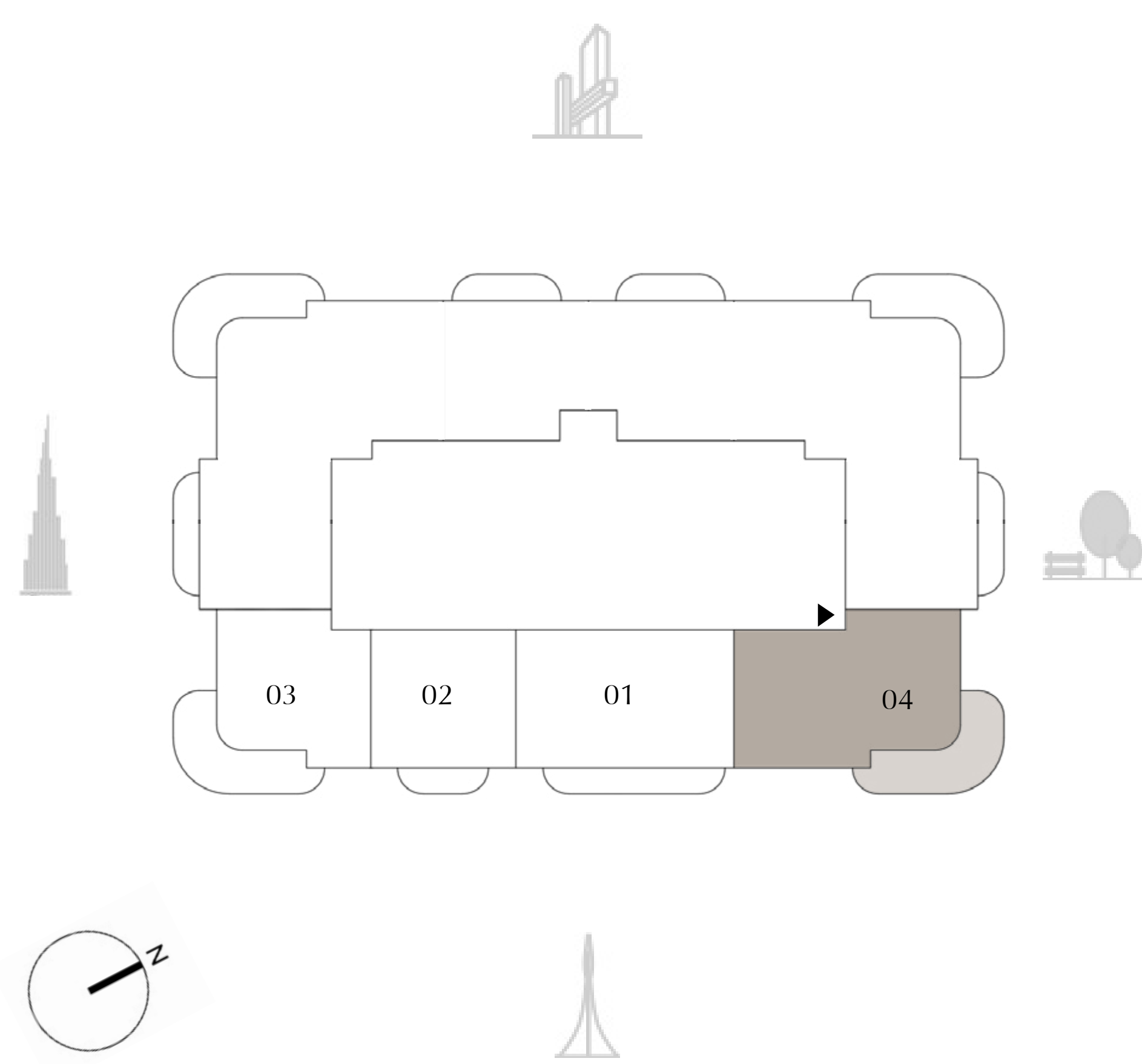
TOWER 1  
2 BEDROOM

LEVEL 29 UNIT 04

SUITE AREA	1,098.13 SQ.FT.	102.02 SQ.M.
BALCONY AREA	293.21 SQ.FT.	27.24 SQ.M.
TOTAL AREA	1,391.34 SQ.FT.	129.26 SQ.M.

KEY PLAN

KEY SECTION



FLOOR PLAN 1. All dimensions are in imperial and metric, and measured from finish to finish excluding construction tolerances. 2. All materials, dimensions, and drawings are approximate only. 3. Information is subject to change without notice, at developer's absolute discretion. 4. Actual area may vary from the stated area. 5. Drawings not to scale. 6. All images used are for illustrative purposes only and do not represent the actual size, features, specifications, fittings, and furnishings. 7. The developer reserves the right to make revisions / alterations, at it's absolute discretion, without any liability whatsoever.



ADDRESS  
RESIDENCES  
ZABEEL

DIFC Views

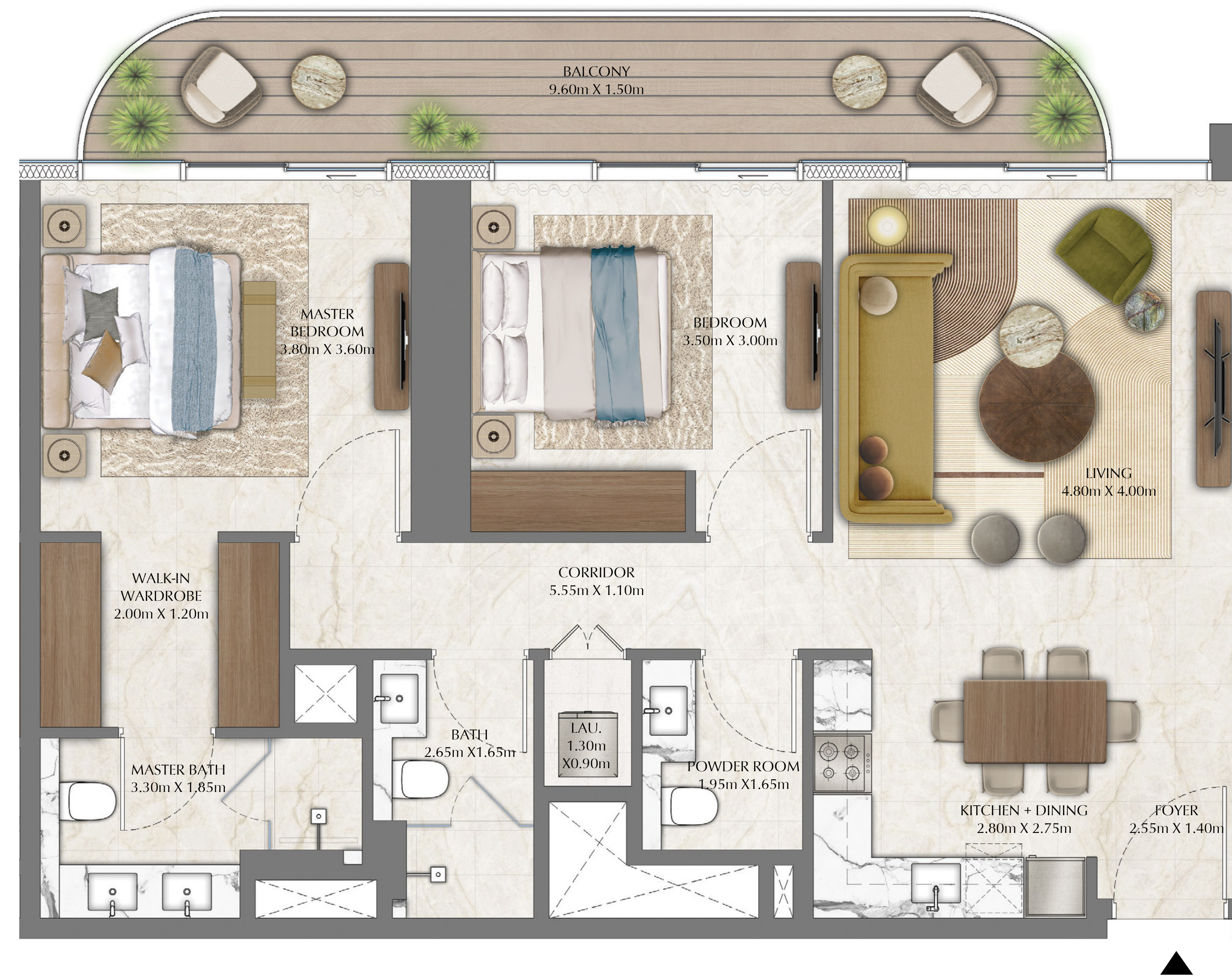
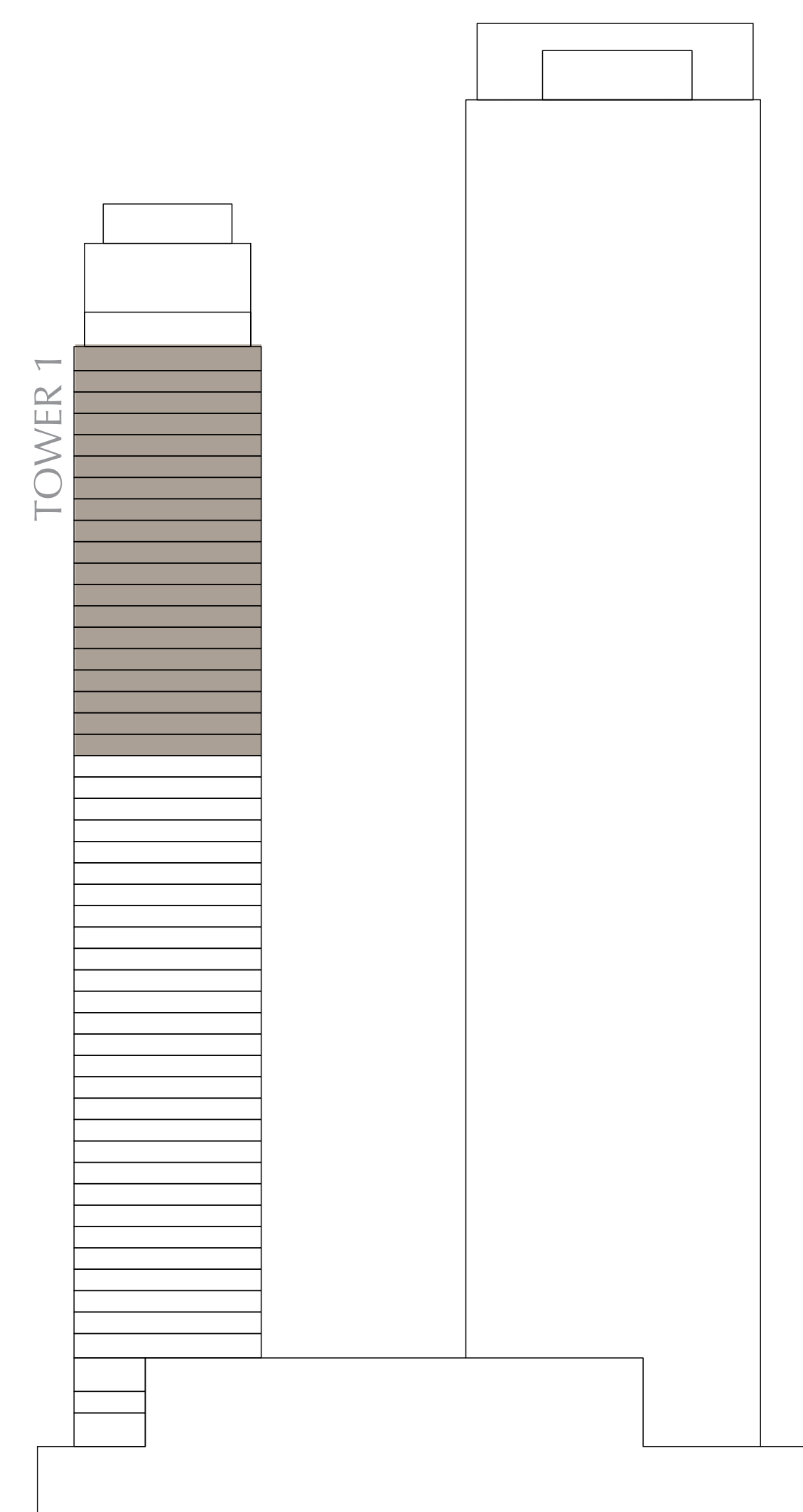
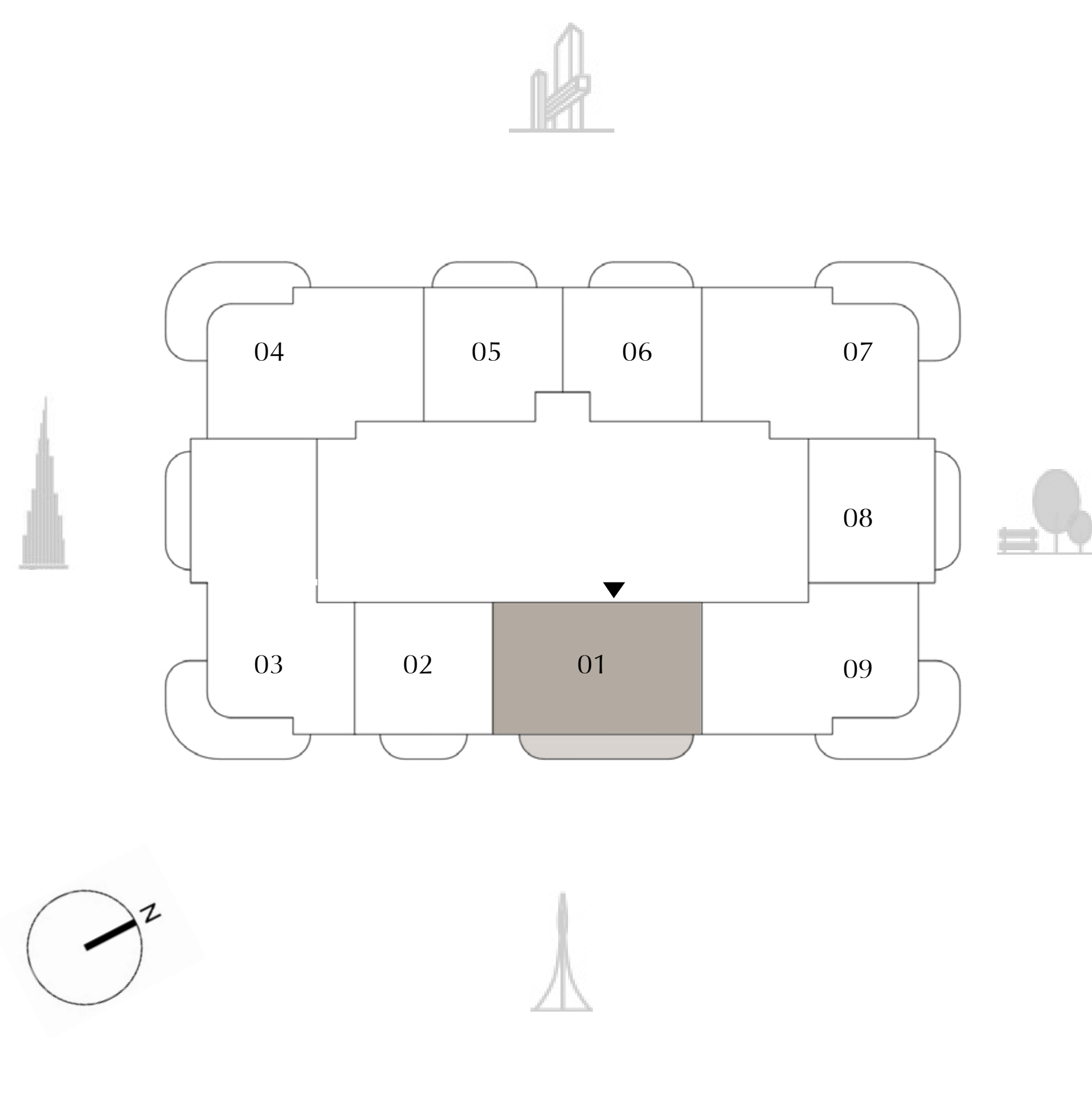
TOWER 1  
2 BEDROOM

LEVELS 31 - 49 UNIT 01

SUITE AREA	1,006.21 SQ.FT.	93.48 SQ.M.
BALCONY AREA	164.58 SQ.FT.	15.29 SQ.M.
TOTAL AREA	1,170.79 SQ.FT.	108.77 SQ.M.

KEY PLAN

KEY SECTION



FLOOR PLAN 1. All dimensions are in imperial and metric, and measured from finish to finish excluding construction tolerances. 2. All materials, dimensions, and drawings are approximate only. 3. Information is subject to change without notice, at developer's absolute discretion. 4. Actual area may vary from the stated area. 5. Drawings not to scale. 6. All images used are for illustrative purposes only and do not represent the actual size, features, specifications, fittings, and furnishings. 7. The developer reserves the right to make revisions / alterations, at it's absolute discretion, without any liability whatsoever.



ADDRESS  
RESIDENCES  
ZABEEL

DIFC Views


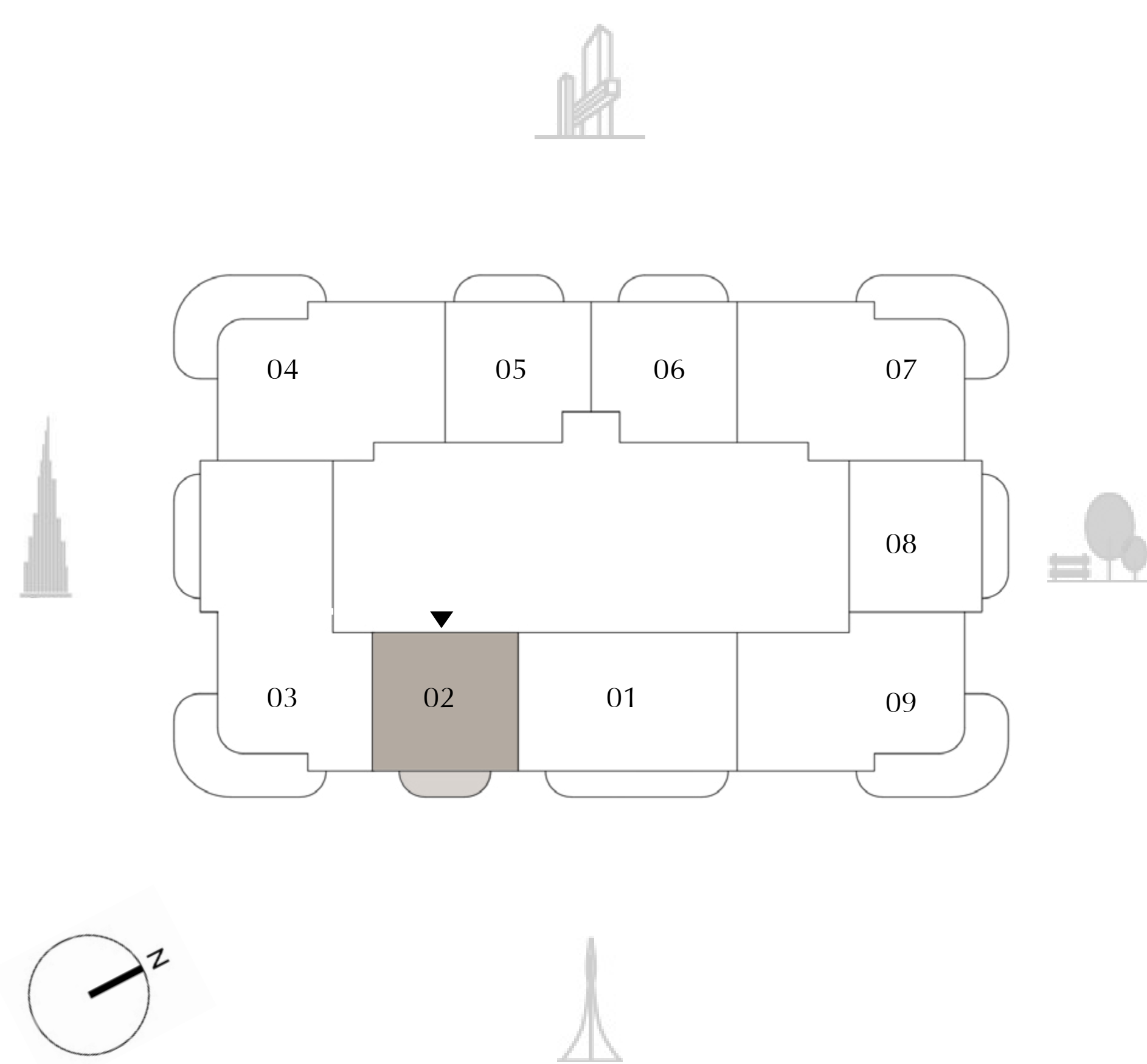
TOWER 1  
1 BEDROOM

LEVELS 31 - 49 UNIT 02

SUITE AREA	684.80 SQ.FT.	63.62 SQ.M.
BALCONY AREA	77.72 SQ.FT.	7.22 SQ.M.
TOTAL AREA	762.52 SQ.FT.	70.84 SQ.M.

KEY PLAN

KEY SECTION



FLOOR PLAN 1. All dimensions are in imperial and metric, and measured from finish to finish excluding construction tolerances. 2. All materials, dimensions, and drawings are approximate only. 3. Information is subject to change without notice, at developer's absolute discretion. 4. Actual area may vary from the stated area. 5. Drawings not to scale. 6. All images used are for illustrative purposes only and do not represent the actual size, features, specifications, fittings, and furnishings. 7. The developer reserves the right to make revisions / alterations, at it's absolute discretion, without any liability whatsoever.



ADDRESS  
RESIDENCES  
ZABEEL

DIFC Views

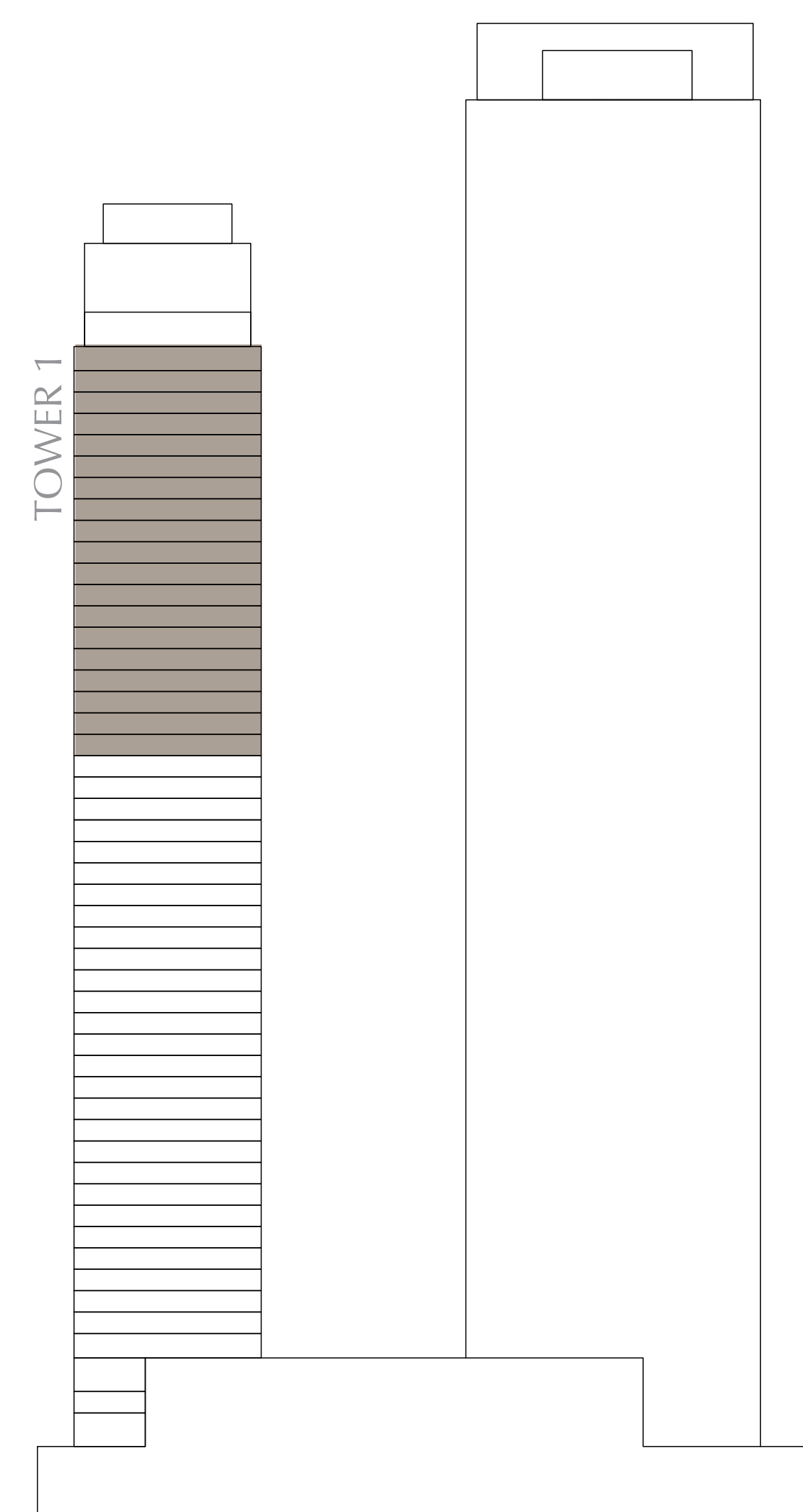
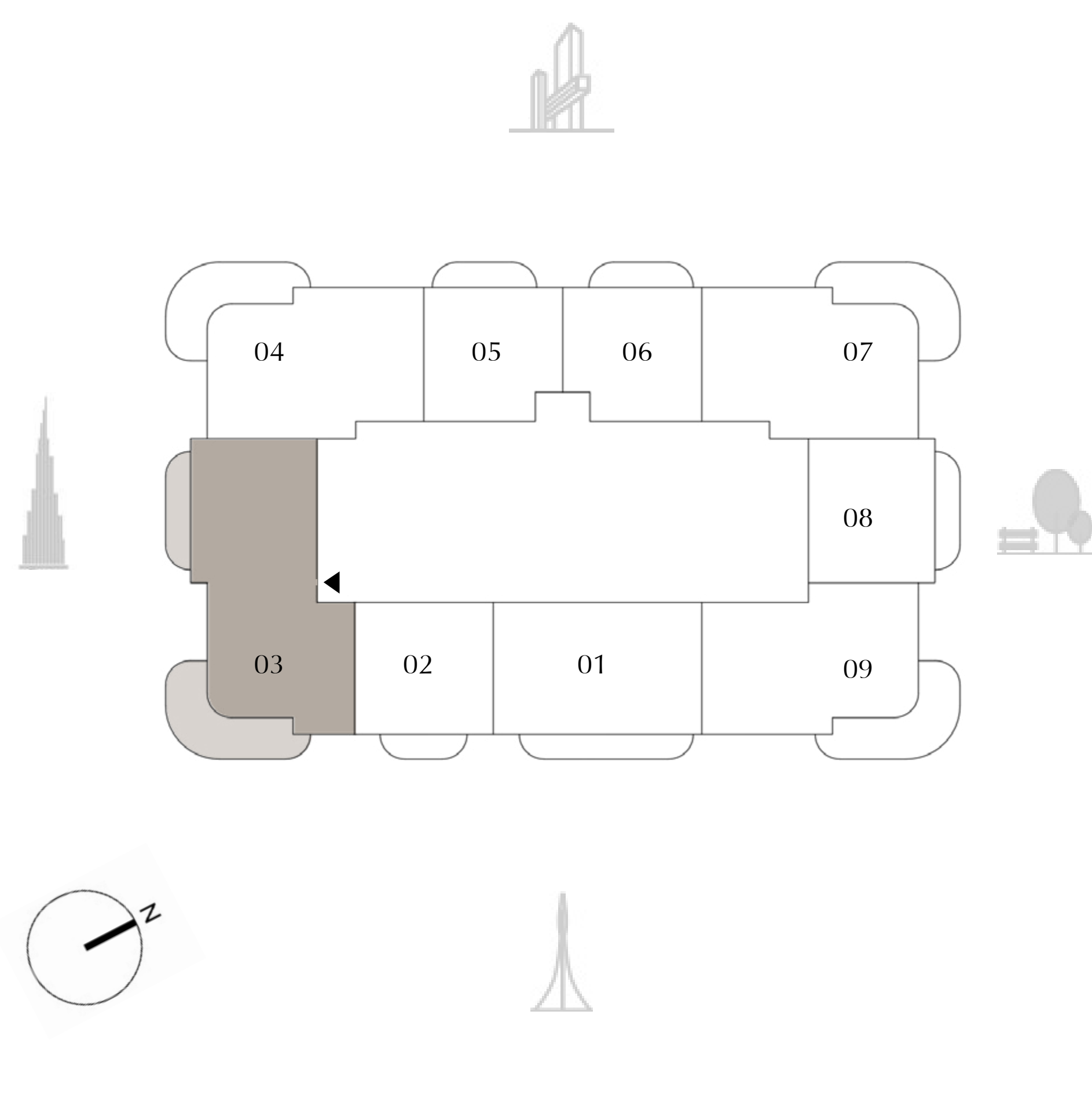
TOWER 1  
3 BEDROOM

LEVELS 31 - 49 UNIT 03

SUITE AREA	1,424.50 SQ.FT.	132.34 SQ.M.
BALCONY AREA	401.82 SQ.FT.	37.33 SQ.M.
TOTAL AREA	1,826.32 SQ.FT.	169.67 SQ.M.

KEY PLAN

KEY SECTION



FLOOR PLAN 1. All dimensions are in imperial and metric, and measured from finish to finish excluding construction tolerances. 2. All materials, dimensions, and drawings are approximate only. 3. Information is subject to change without notice, at developer's absolute discretion. 4. Actual area may vary from the stated area. 5. Drawings not to scale. 6. All images used are for illustrative purposes only and do not represent the actual size, features, specifications, fittings, and furnishings. 7. The developer reserves the right to make revisions / alterations, at it's absolute discretion, without any liability whatsoever.





ADDRESS  
RESIDENCES  
ZABEEL

DIFC Views


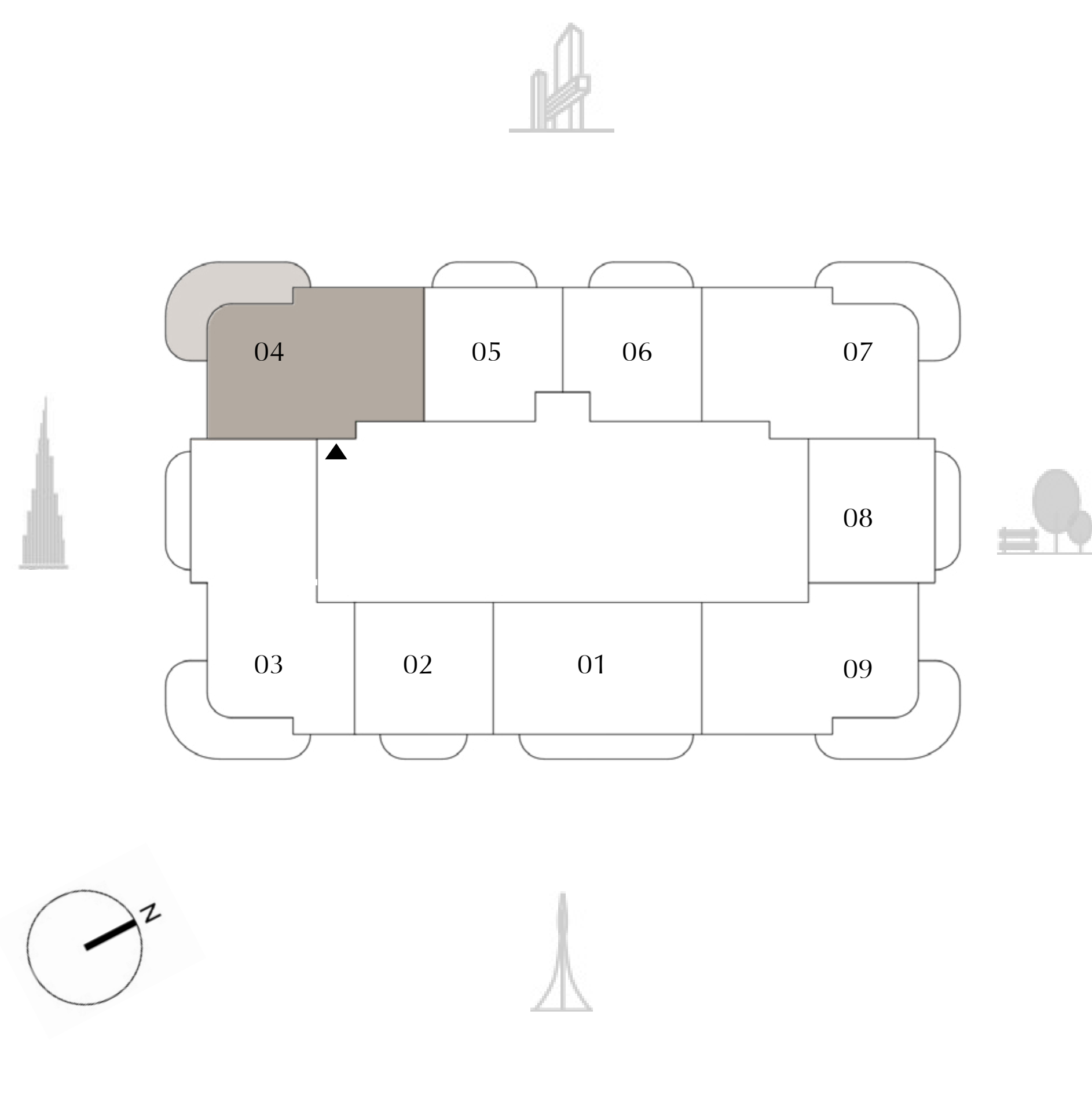
TOWER 1  
2 BEDROOM

LEVELS 31 - 49 UNIT 04

SUITE AREA	1,113.10 SQ.FT.	103.41 SQ.M.
BALCONY AREA	293.21 SQ.FT.	27.24 SQ.M.
TOTAL AREA	1,406.31 SQ.FT.	130.65 SQ.M.

KEY PLAN

KEY SECTION



FLOOR PLAN 1. All dimensions are in imperial and metric, and measured from finish to finish excluding construction tolerances. 2. All materials, dimensions, and drawings are approximate only. 3. Information is subject to change without notice, at developer's absolute discretion. 4. Actual area may vary from the stated area. 5. Drawings not to scale. 6. All images used are for illustrative purposes only and do not represent the actual size, features, specifications, fittings, and furnishings. 7. The developer reserves the right to make revisions / alterations, at it's absolute discretion, without any liability whatsoever.



ADDRESS  
RESIDENCES  
ZABEEL

DIFC Views

TOWER 1  
1 BEDROOM

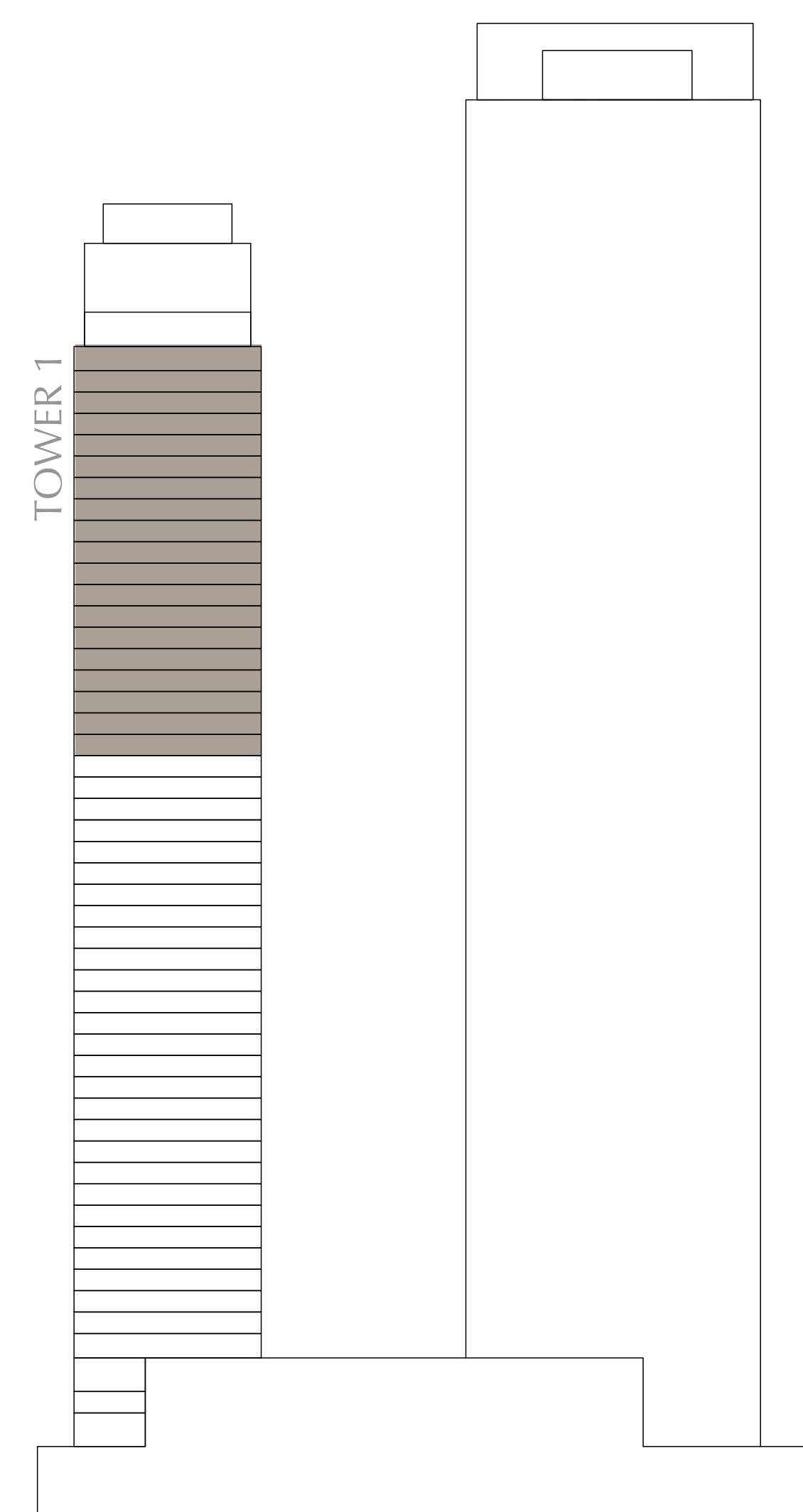
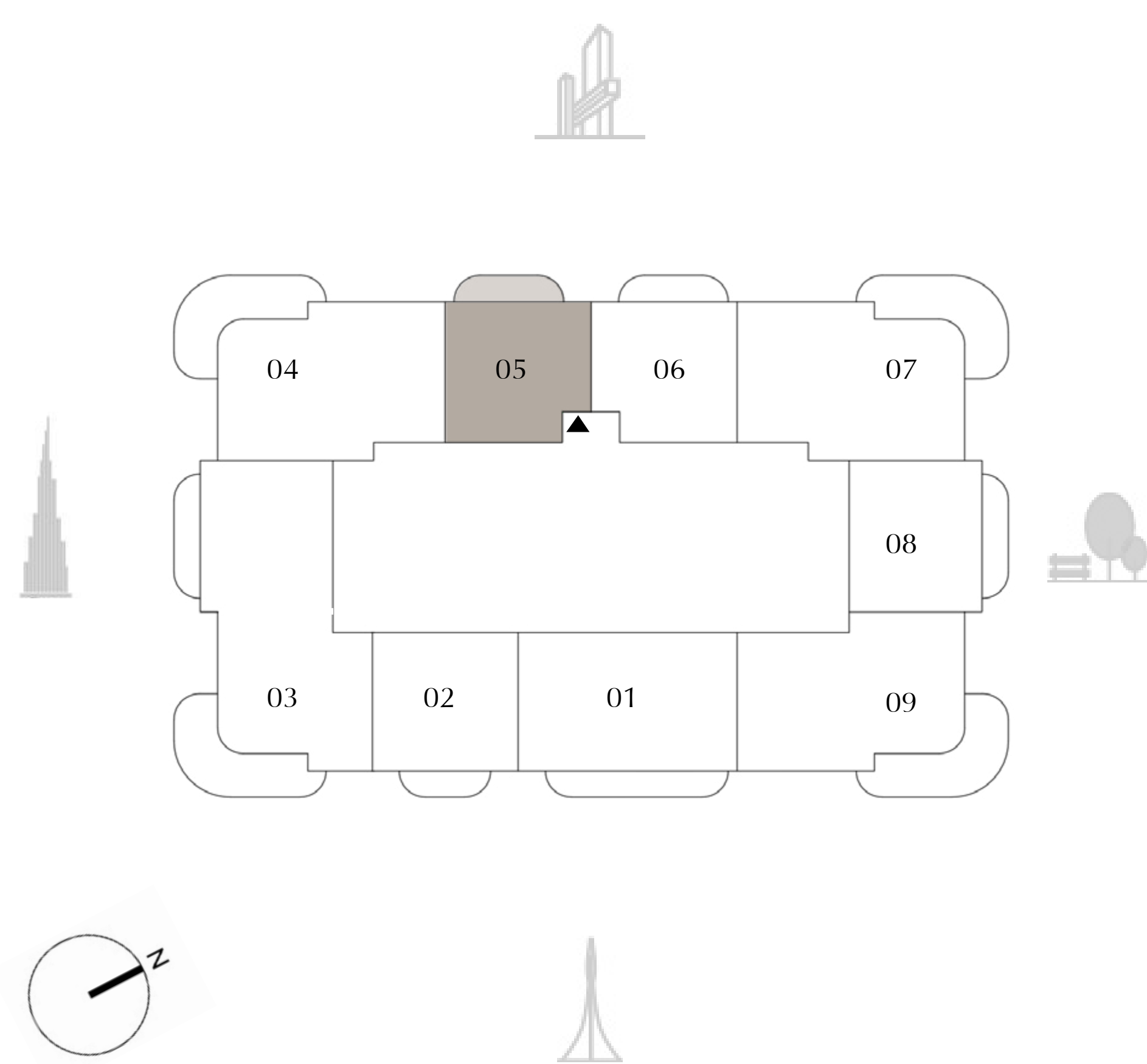
LEVELS 31 - 49     UNIT 05

SUITE AREA	641.53 SQ.FT.	59.60 SQ.M.
BALCONY AREA	94.83 SQ.FT.	8.81 SQ.M.
TOTAL AREA	736.36 SQ.FT.	68.41 SQ.M.



KEY PLAN

KEY SECTION



FLOOR PLAN 1. All dimensions are in imperial and metric, and measured from finish to finish excluding construction tolerances. 2. All materials, dimensions, and drawings are approximate only. 3. Information is subject to change without notice, at developer's absolute discretion. 4. Actual area may vary from the stated area. 5. Drawings not to scale. 6. All images used are for illustrative purposes only and do not represent the actual size, features, specifications, fittings, and furnishings. 7. The developer reserves the right to make revisions / alterations, at it's absolute discretion, without any liability whatsoever.



ADDRESS  
RESIDENCES  
ZABEEL

DIFC Views

TOWER 1  
1 BEDROOM

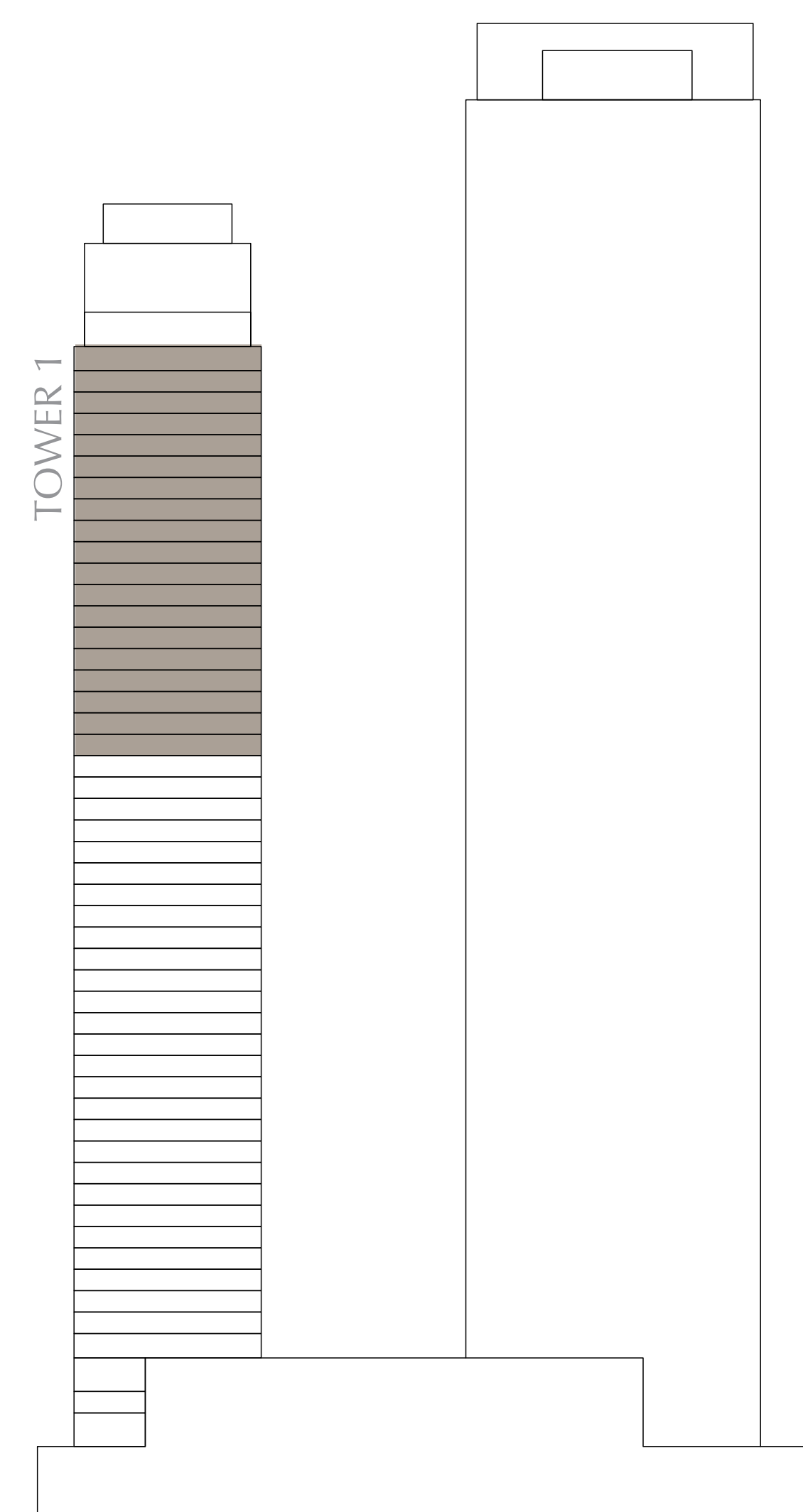
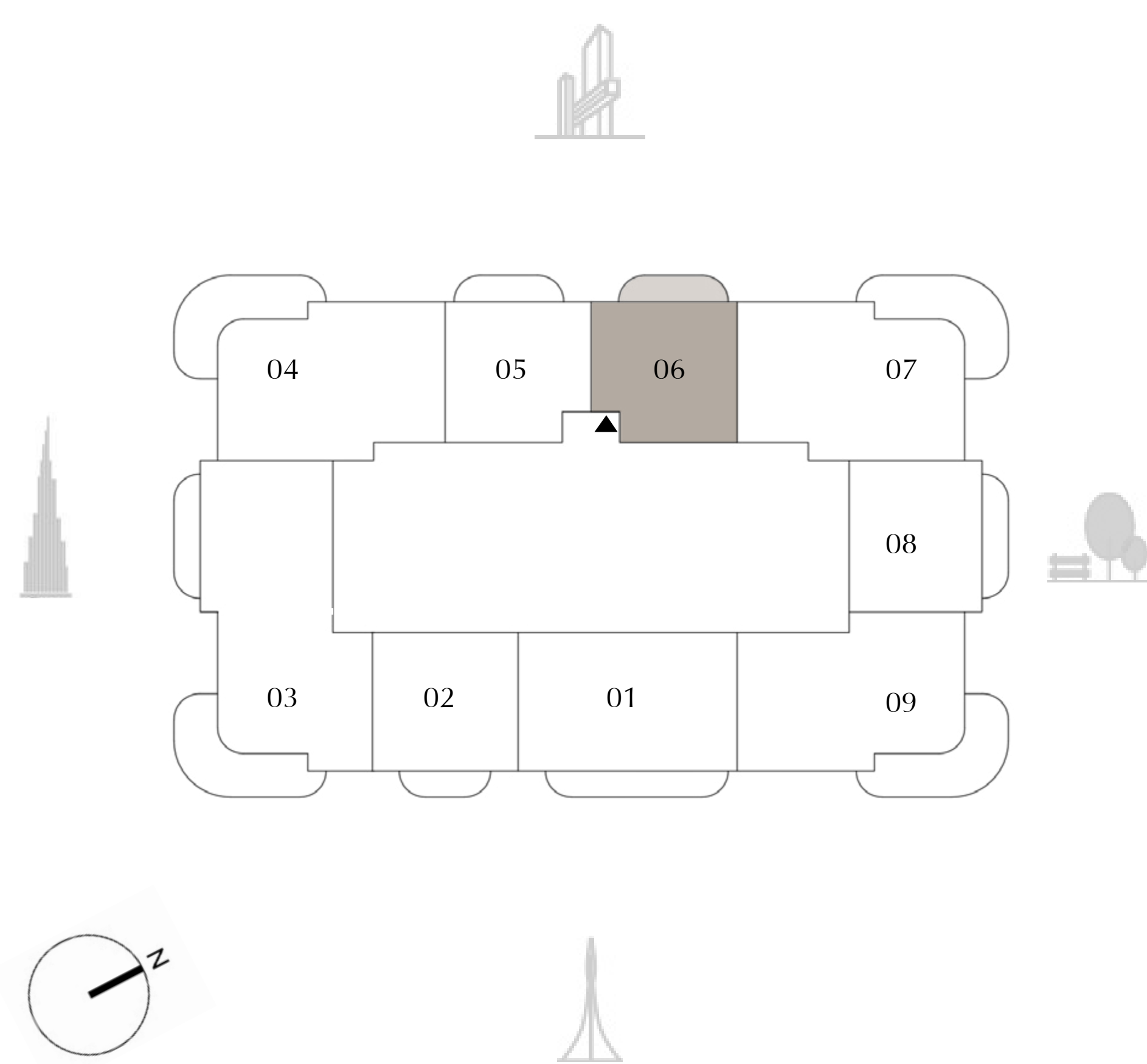
LEVELS 31 - 49    UNIT 06

SUITE AREA	641.53 SQ.FT.	59.60 SQ.M.
BALCONY AREA	94.83 SQ.FT.	8.81 SQ.M.
TOTAL AREA	736.36 SQ.FT.	68.41 SQ.M.



KEY PLAN

KEY SECTION



FLOOR PLAN 1. All dimensions are in imperial and metric, and measured from finish to finish excluding construction tolerances. 2. All materials, dimensions, and drawings are approximate only. 3. Information is subject to change without notice, at developer's absolute discretion. 4. Actual area may vary from the stated area. 5. Drawings not to scale. 6. All images used are for illustrative purposes only and do not represent the actual size, features, specifications, fittings, and furnishings. 7. The developer reserves the right to make revisions / alterations, at it's absolute discretion, without any liability whatsoever.



ADDRESS  
RESIDENCES  
ZABEEL

DIFC Views

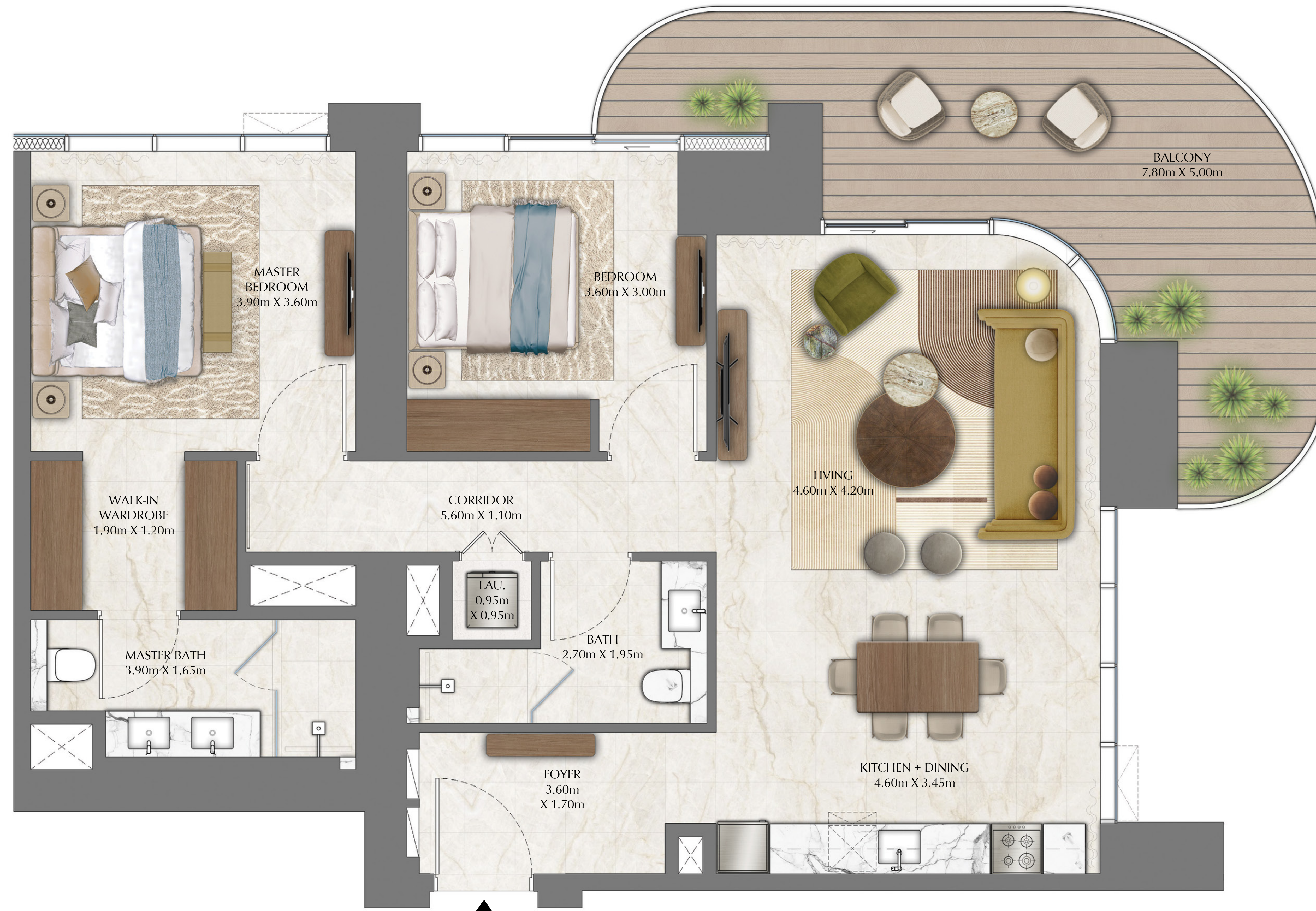
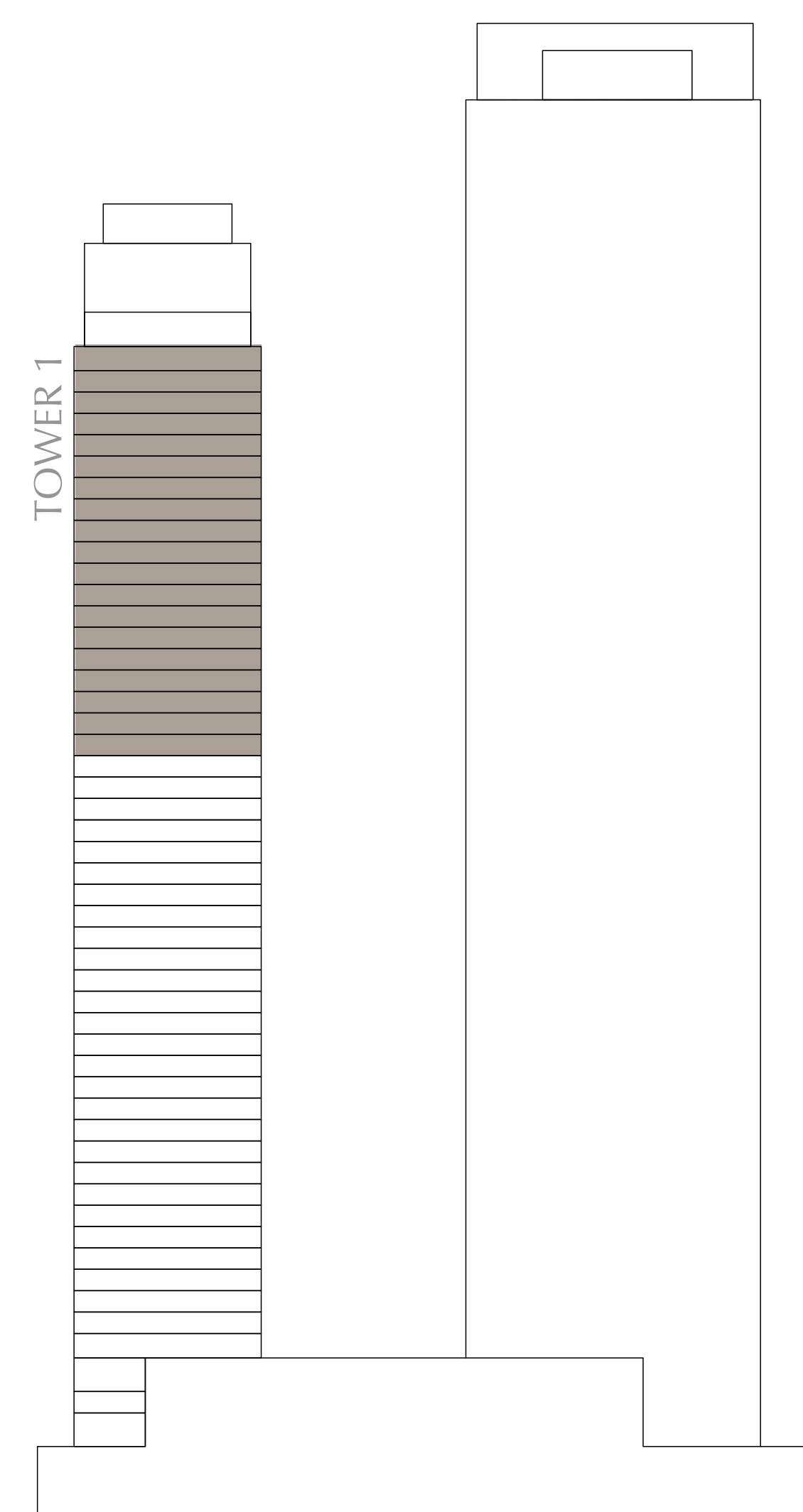
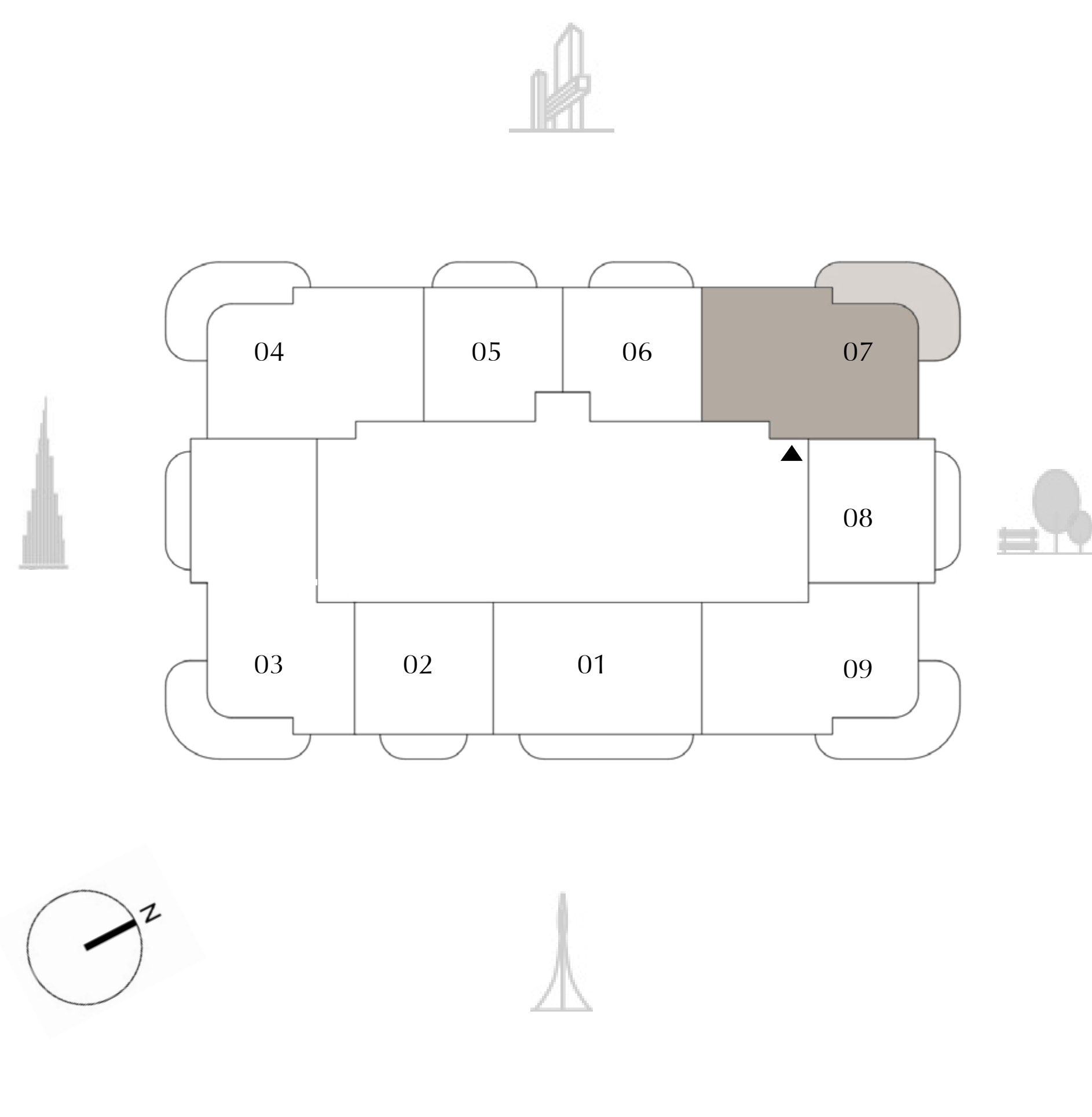
TOWER 1  
2 BEDROOM

LEVELS 31 - 49 UNIT 07

SUITE AREA	1,113.74 SQ.FT.	103.47 SQ.M.
BALCONY AREA	293.21 SQ.FT.	27.24 SQ.M.
TOTAL AREA	1,406.95 SQ.FT.	130.71 SQ.M.

KEY PLAN

KEY SECTION



FLOOR PLAN 1. All dimensions are in imperial and metric, and measured from finish to finish excluding construction tolerances. 2. All materials, dimensions, and drawings are approximate only. 3. Information is subject to change without notice, at developer's absolute discretion. 4. Actual area may vary from the stated area. 5. Drawings not to scale. 6. All images used are for illustrative purposes only and do not represent the actual size, features, specifications, fittings, and furnishings. 7. The developer reserves the right to make revisions / alterations, at it's absolute discretion, without any liability whatsoever.



ADDRESS  
RESIDENCES  
ZABEEL

DIFC Views

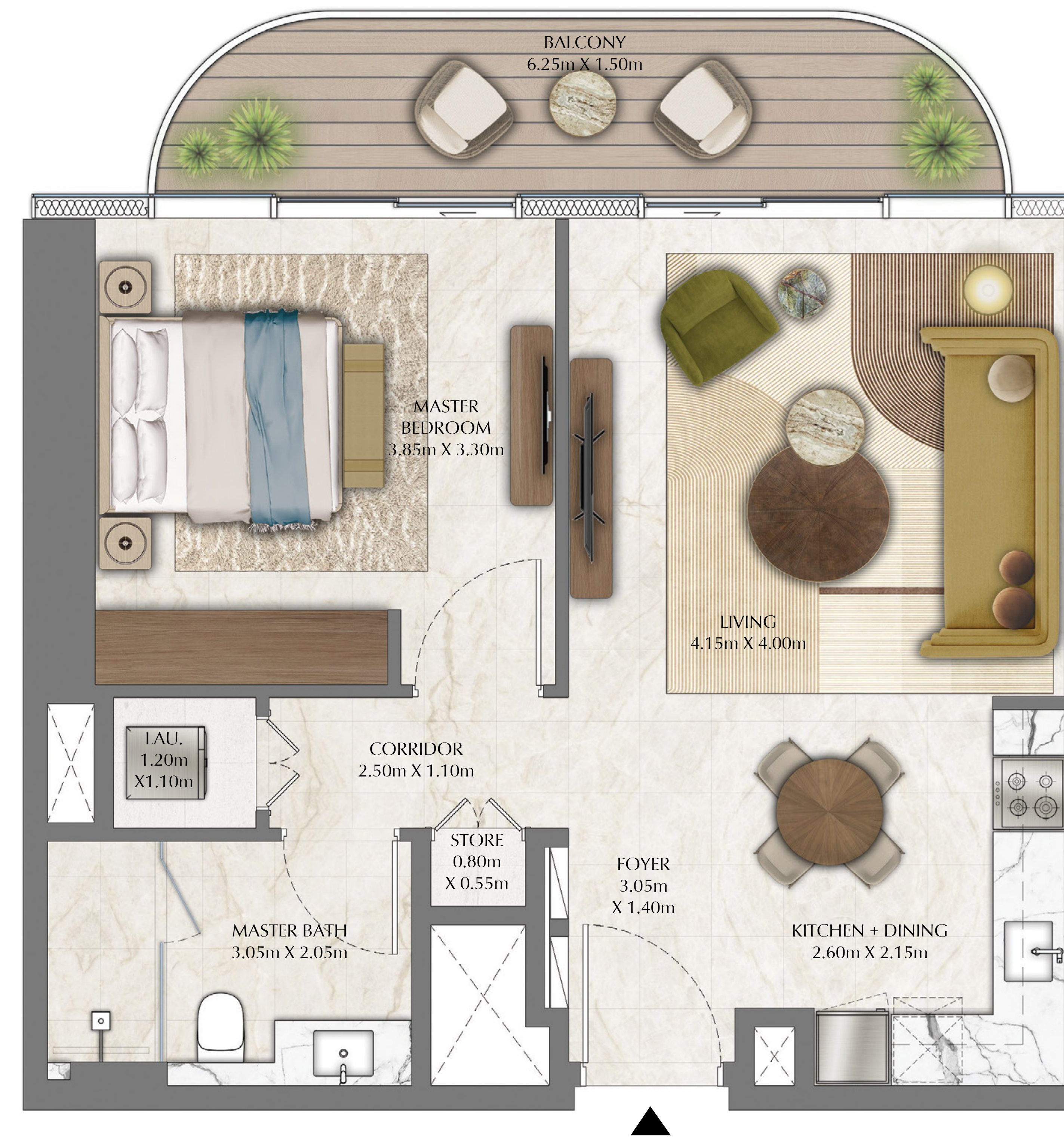

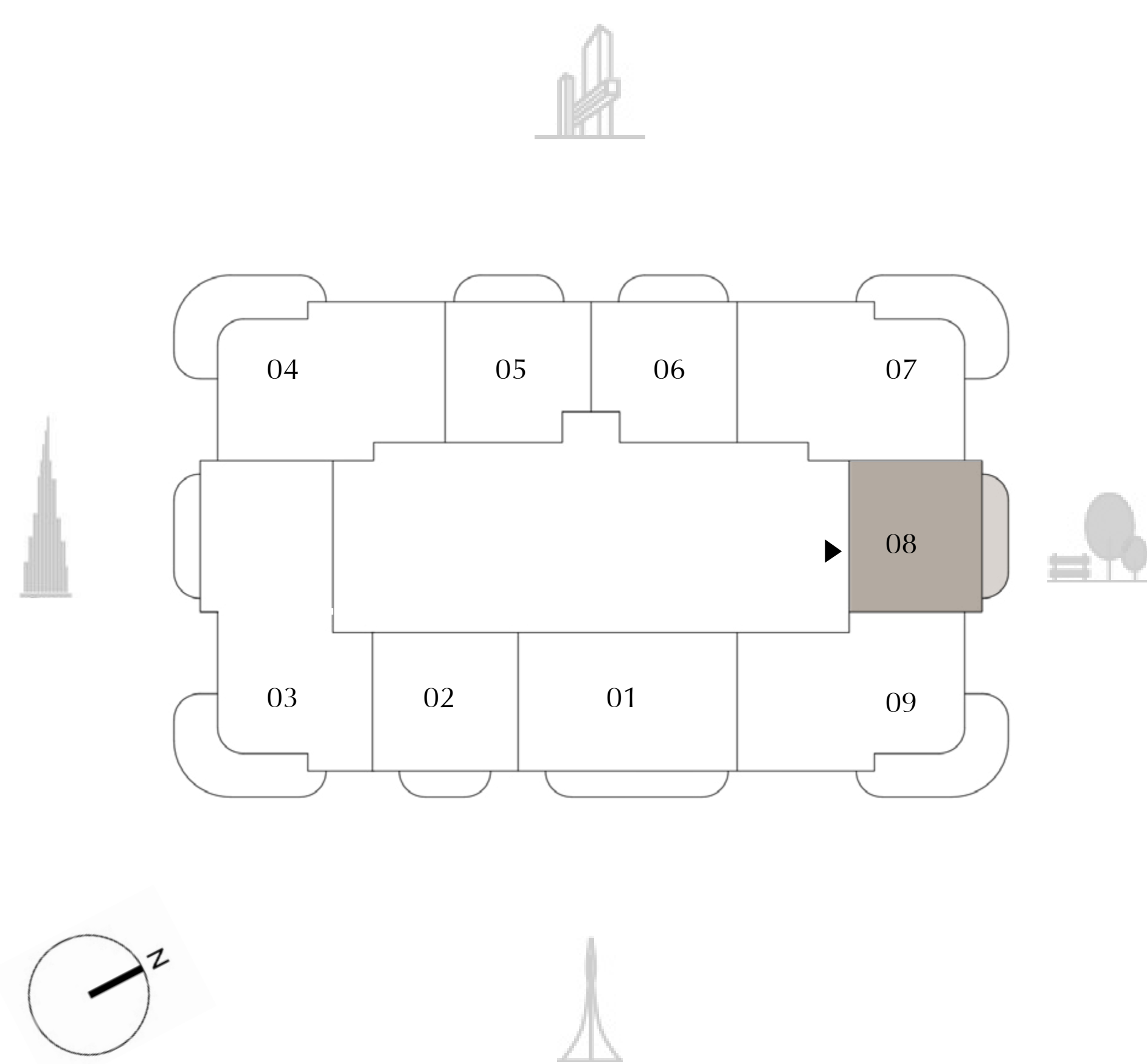
TOWER 1  
1 BEDROOM

LEVELS 31 - 49      UNIT 08

SUITE AREA	671.88 SQ.FT.	62.42 SQ.M.
BALCONY AREA	108.50 SQ.FT.	10.08 SQ.M.
TOTAL AREA	780.38 SQ.FT.	72.50 SQ.M.

KEY PLAN

KEY SECTION



FLOOR PLAN 1. All dimensions are in imperial and metric, and measured from finish to finish excluding construction tolerances. 2. All materials, dimensions, and drawings are approximate only. 3. Information is subject to change without notice, at developer's absolute discretion. 4. Actual area may vary from the stated area. 5. Drawings not to scale. 6. All images used are for illustrative purposes only and do not represent the actual size, features, specifications, fittings, and furnishings. 7. The developer reserves the right to make revisions / alterations, at it's absolute discretion, without any liability whatsoever.



ADDRESS  
RESIDENCES  
ZABEEL

DIFC Views


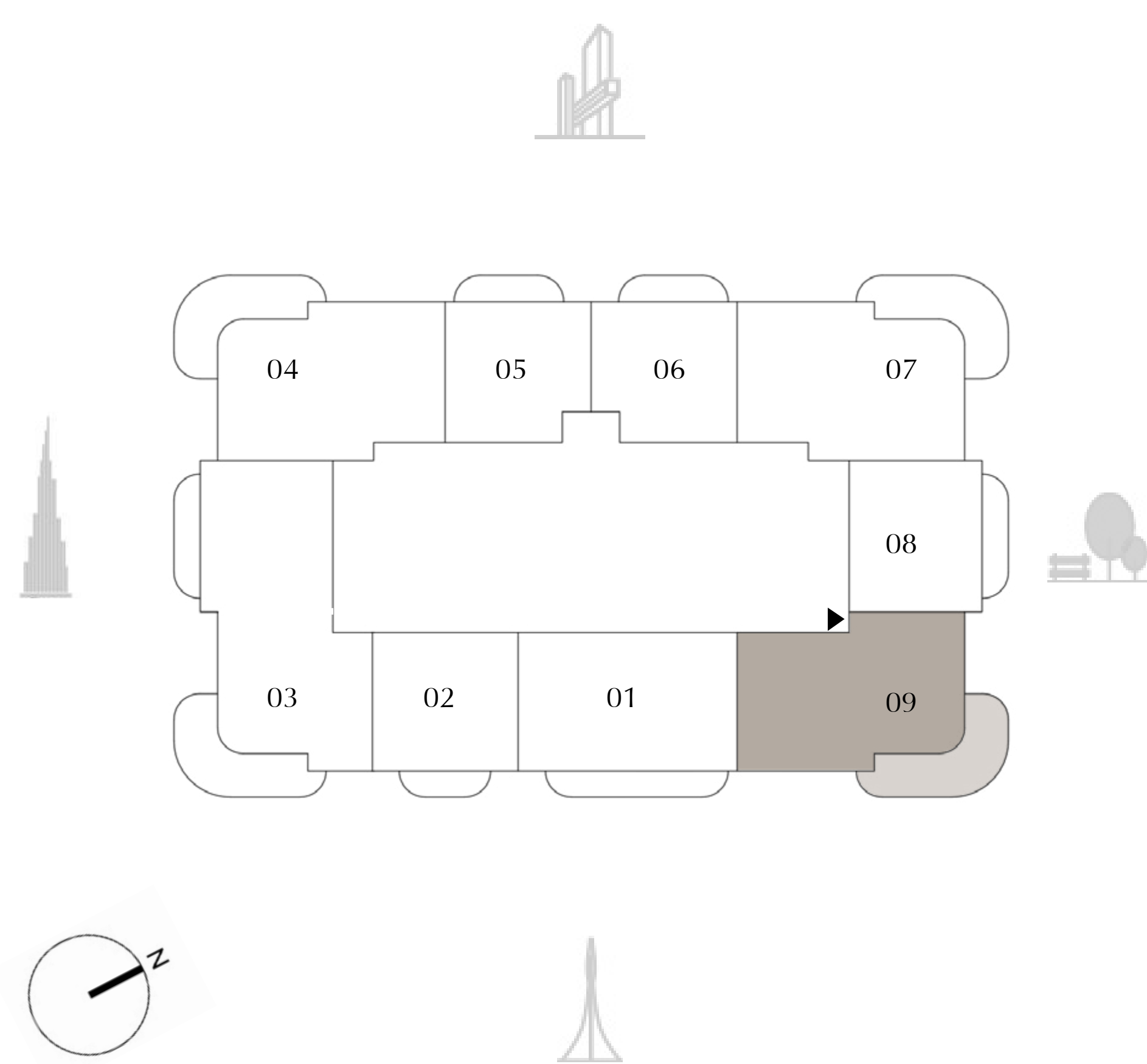
TOWER 1  
2 BEDROOM

LEVELS 31 - 49     UNIT 09

SUITE AREA	1,096.41 SQ.FT.	101.86 SQ.M.
BALCONY AREA	293.21 SQ.FT.	27.24 SQ.M.
TOTAL AREA	1,389.62 SQ.FT.	129.10 SQ.M.

KEY PLAN

KEY SECTION



FLOOR PLAN 1. All dimensions are in imperial and metric, and measured from finish to finish excluding construction tolerances. 2. All materials, dimensions, and drawings are approximate only. 3. Information is subject to change without notice, at developer's absolute discretion. 4. Actual area may vary from the stated area. 5. Drawings not to scale. 6. All images used are for illustrative purposes only and do not represent the actual size, features, specifications, fittings, and furnishings. 7. The developer reserves the right to make revisions / alterations, at it's absolute discretion, without any liability whatsoever.