

FARM GROVE

THE VALLEY

FLOOR PLAN

EMAAR

FARM GROVE

THE VALLEY

WILLOW 4 BEDROOM

UNIT	TOTAL AREA	
4B- Stand Alone Villa	5,580.76 SQFT	518.47 SQM
SUITE AREA	3,833.89 SQFT	356.18 SQM
GARAGE AREA	472.32 SQFT	43.88 SQM
BALCONY/TERRACE AREA	1,274.55 SQFT	118.41 SQM

KEYPLAN



GROUND FLOOR



FIRST FLOOR



SECOND FLOOR

FLOOR PLAN 1. All dimensions are in imperial and metric, and measured from finish to finish excluding construction tolerances. 2. All materials, dimensions, and drawings are approximate only. 3. Information is subject to change without notice, at developer's absolute discretion. 4. Actual area may vary from the stated area. 5. Drawings not to scale. 6. All images used are for illustrative purposes only and do not represent the actual size, features, specifications, fittings, and furnishings. 7. The developer reserves the right to make revisions / alterations, at its absolute discretion, without any liability whatsoever.

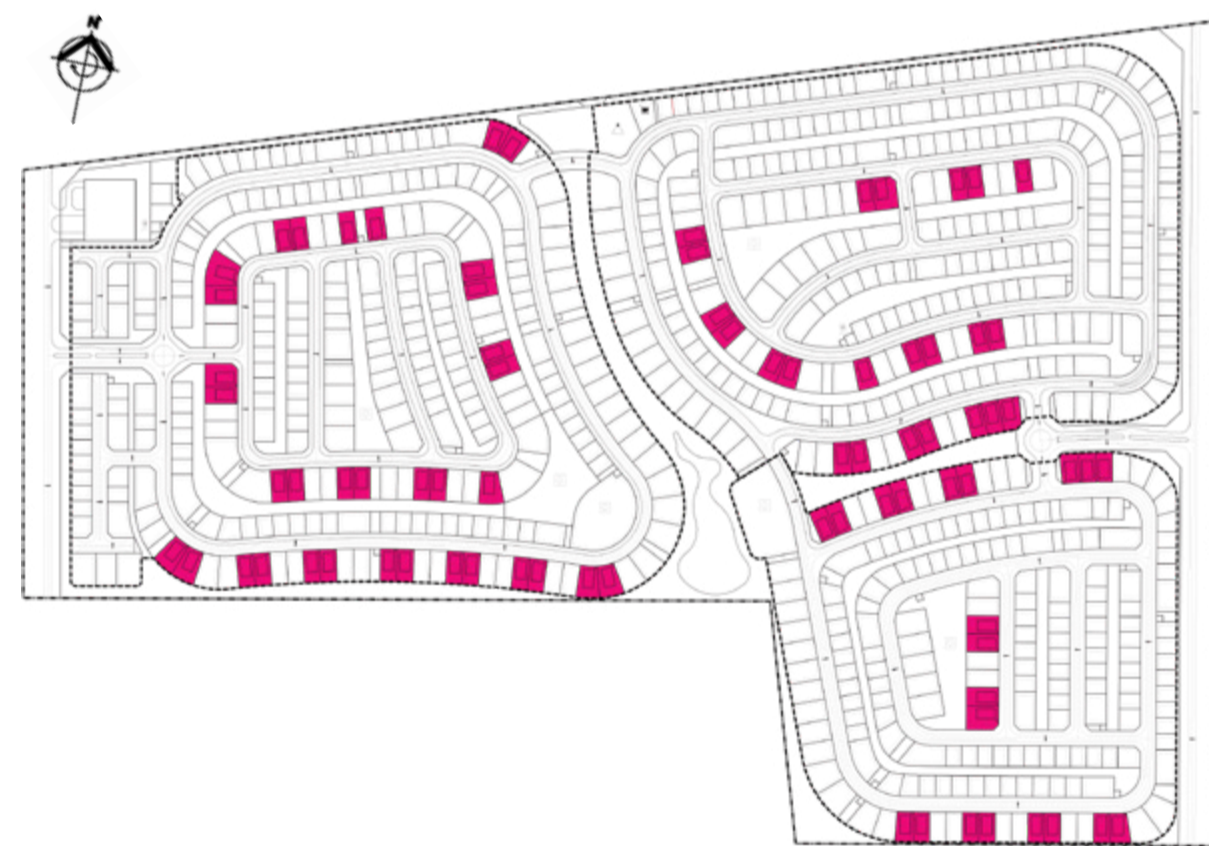
FARM GROVE

THE VALLEY

LAVENDER 4 BEDROOM

UNIT	TOTAL AREA	
4B- Stand Alone Villa	5,580.76 SQFT	518.47 SQM
SUITE AREA	3,833.89 SQFT	356.18 SQM
GARAGE AREA	472.32 SQFT	43.88 SQM
BALCONY/TERRACE AREA	1,274.55 SQFT	118.41 SQM

KEYPLAN



GROUND FLOOR



FIRST FLOOR



SECOND FLOOR

FLOOR PLAN 1. All dimensions are in imperial and metric, and measured from finish to finish excluding construction tolerances. 2. All materials, dimensions, and drawings are approximate only. 3. Information is subject to change without notice, at developer's absolute discretion. 4. Actual area may vary from the stated area. 5. Drawings not to scale. 6. All images used are for illustrative purposes only and do not represent the actual size, features, specifications, fittings, and furnishings. 7. The developer reserves the right to make revisions / alterations, at its absolute discretion, without any liability whatsoever.

FARM GROVE

THE VALLEY

IVY 5 BEDROOM

UNIT	TOTAL AREA	
5B- Stand Alone Villa	6,078.16 SQFT	564.68 SQM
SUITE AREA	4,361.96 SQFT	405.24 SQM
GARAGE AREA	475.98 SQFT	44.22 SQM
BALCONY/TERRACE AREA	1,240.22 SQFT	115.22 SQM

KEYPLAN



GROUND FLOOR



FIRST FLOOR



SECOND FLOOR

FLOOR PLAN 1. All dimensions are in imperial and metric, and measured from finish to finish excluding construction tolerances. 2. All materials, dimensions, and drawings are approximate only. 3. Information is subject to change without notice, at developer's absolute discretion. 4. Actual area may vary from the stated area. 5. Drawings not to scale. 6. All images used are for illustrative purposes only and do not represent the actual size, features, specifications, fittings, and furnishings. 7. The developer reserves the right to make revisions / alterations, at its absolute discretion, without any liability whatsoever.

FARM GROVE

THE VALLEY

ORCHID 5 BEDROOM

UNIT	TOTAL AREA	
5B- Stand Alone Villa	6,078.16 SQFT	564.68 SQM
SUITE AREA	4,361.96 SQFT	405.24 SQM
GARAGE AREA	475.98 SQFT	44.22 SQM
BALCONY/TERRACE AREA	1,240.22 SQFT	115.22 SQM

KEYPLAN



GROUND FLOOR



FIRST FLOOR



SECOND FLOOR

FLOOR PLAN 1. All dimensions are in imperial and metric, and measured from finish to finish excluding construction tolerances. 2. All materials, dimensions, and drawings are approximate only. 3. Information is subject to change without notice, at developer's absolute discretion. 4. Actual area may vary from the stated area. 5. Drawings not to scale. 6. All images used are for illustrative purposes only and do not represent the actual size, features, specifications, fittings, and furnishings. 7. The developer reserves the right to make revisions / alterations, at its absolute discretion, without any liability whatsoever.

FARM GROVE

THE VALLEY

GARDENIA 4 BEDROOM

UNIT	TOTAL AREA	
4B-Villa	3,754.88 SQFT	348.84 SQM
SUITE AREA	2,885.59 SQFT	268.08 SQM
GARAGE AREA	448.21 SQFT	41.64 SQM
BALCONY/TERRACE AREA	421.08 SQFT	39.12 SQM

KEY PLAN



GROUND FLOOR



FIRST FLOOR



SECOND FLOOR

FLOOR PLAN 1. All dimensions are in imperial and metric, and measured from finish to finish excluding construction tolerances. 2. All materials, dimensions, and drawings are approximate only. 3. Information is subject to change without notice, at developer's absolute discretion. 4. Actual area may vary from the stated area. 5. Drawings not to scale. 6. All images used are for illustrative purposes only and do not represent the actual size, features, specifications, fittings, and furnishings. 7. The developer reserves the right to make revisions / alterations, at its absolute discretion, without any liability whatsoever.

FARM GROVE

THE VALLEY

LOTUS 4 BEDROOM

UNIT	TOTAL AREA	
4B-Villa	3,741.32 SQFT	347.58 SQM
SUITE AREA	2,876.11 SQFT	267.20 SQM
GARAGE AREA	448.21 SQFT	41.64 SQM
BALCONY/TERRACE AREA	416.99 SQFT	38.74 SQM

KEY PLAN



GROUND FLOOR



FIRST FLOOR



SECOND FLOOR

FLOOR PLAN 1. All dimensions are in imperial and metric, and measured from finish to finish excluding construction tolerances. 2. All materials, dimensions, and drawings are approximate only. 3. Information is subject to change without notice, at developer's absolute discretion. 4. Actual area may vary from the stated area. 5. Drawings not to scale. 6. All images used are for illustrative purposes only and do not represent the actual size, features, specifications, fittings, and furnishings. 7. The developer reserves the right to make revisions / alterations, at its absolute discretion, without any liability whatsoever.

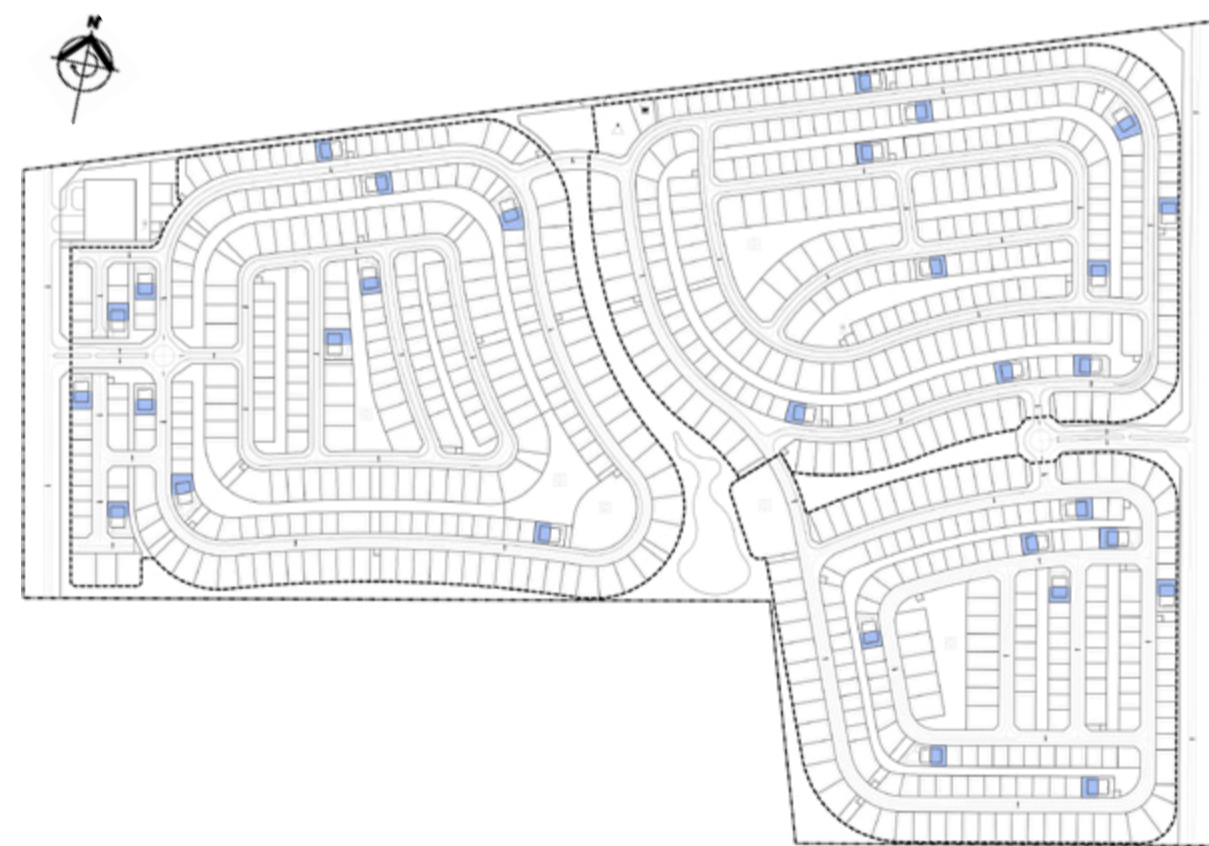
FARM GROVE

THE VALLEY

MARIGOLD-A 4 BEDROOM

UNIT	TOTAL AREA	
4B-Semi Detached Villa	3,764.89 SQFT	349.77 SQM
SUITE AREA	2,864.70 SQFT	266.14 SQM
GARAGE AREA	478.13 SQFT	44.42 SQM
BALCONY/TERRACE AREA	422.05 SQFT	39.21 SQM

KEYPLAN



GROUND FLOOR



FIRST FLOOR



SECOND FLOOR

FLOOR PLAN 1. All dimensions are in imperial and metric, and measured from finish to finish excluding construction tolerances. 2. All materials, dimensions, and drawings are approximate only. 3. Information is subject to change without notice, at developer's absolute discretion. 4. Actual area may vary from the stated area. 5. Drawings not to scale. 6. All images used are for illustrative purposes only and do not represent the actual size, features, specifications, fittings, and furnishings. 7. The developer reserves the right to make revisions / alterations, at its absolute discretion, without any liability whatsoever.

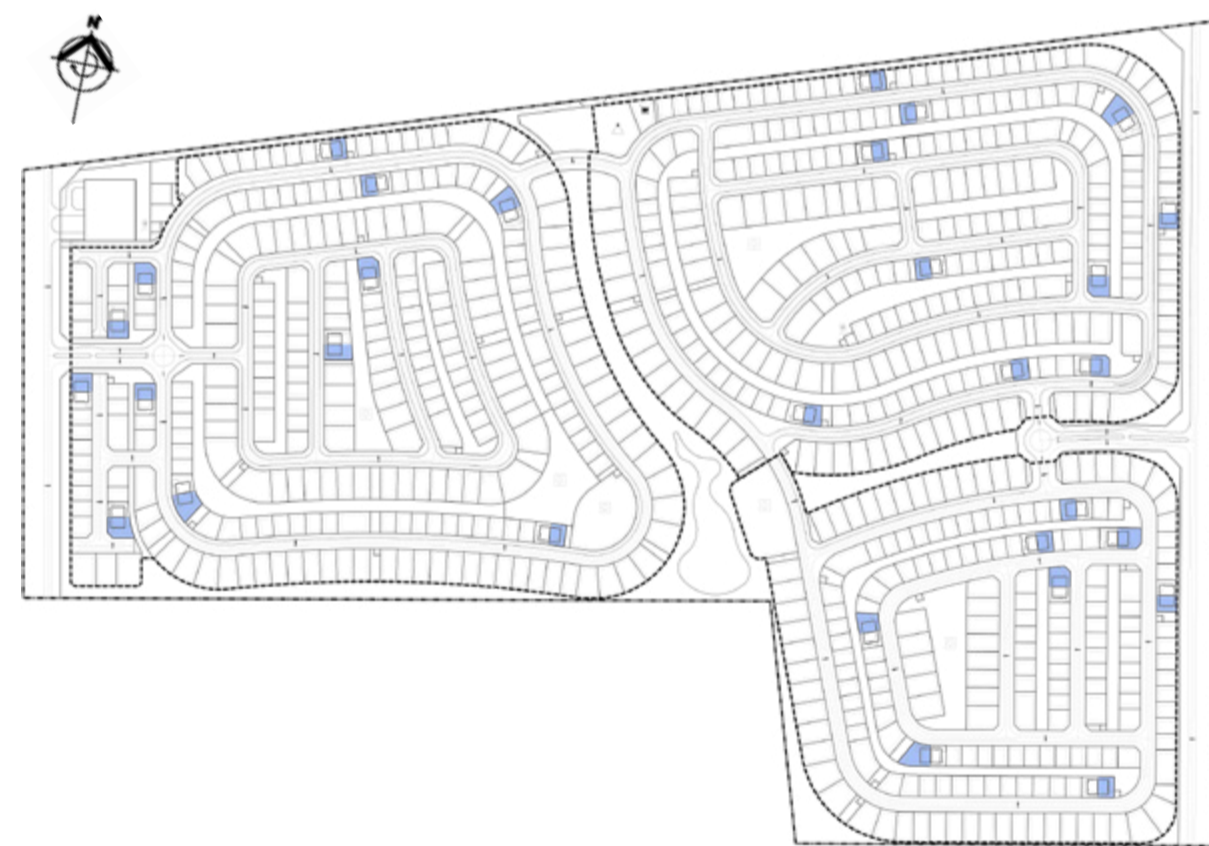
FARM GROVE

THE VALLEY

MARIGOLD-B 4 BEDROOM

UNIT	TOTAL AREA	
4B-Semi Detached Villa	3,764.89 SQFT	349.77 SQM
SUITE AREA	2,864.70 SQFT	266.14 SQM
GARAGE AREA	478.13 SQFT	44.42 SQM
BALCONY/TERRACE AREA	422.05 SQFT	39.21 SQM

KEYPLAN



GROUND FLOOR



FIRST FLOOR



SECOND FLOOR

FLOOR PLAN 1. All dimensions are in imperial and metric, and measured from finish to finish excluding construction tolerances. 2. All materials, dimensions, and drawings are approximate only. 3. Information is subject to change without notice, at developer's absolute discretion. 4. Actual area may vary from the stated area. 5. Drawings not to scale. 6. All images used are for illustrative purposes only and do not represent the actual size, features, specifications, fittings, and furnishings. 7. The developer reserves the right to make revisions / alterations, at its absolute discretion, without any liability whatsoever.

FARM GROVE

THE VALLEY

LILY-A 4 BEDROOM

UNIT	TOTAL AREA	
4B-Semi Detached Villa	3,750.36 SQFT	348.42 SQM
SUITE AREA	2,851.90 SQFT	264.95 SQM
GARAGE AREA	478.13 SQFT	44.42 SQM
BALCONY/TERRACE AREA	420.33 SQFT	39.05 SQM

KEY PLAN



GROUND FLOOR



FIRST FLOOR



SECOND FLOOR

FLOOR PLAN 1. All dimensions are in imperial and metric, and measured from finish to finish excluding construction tolerances. 2. All materials, dimensions, and drawings are approximate only. 3. Information is subject to change without notice, at developer's absolute discretion. 4. Actual area may vary from the stated area. 5. Drawings not to scale. 6. All images used are for illustrative purposes only and do not represent the actual size, features, specifications, fittings, and furnishings. 7. The developer reserves the right to make revisions / alterations, at its absolute discretion, without any liability whatsoever.

FARM GROVE

THE VALLEY

LILY-B 4 BEDROOM

UNIT	TOTAL AREA	
4B-Semi Detached Villa	3,750.36 SQFT	348.42 SQM
SUITE AREA	2,851.90 SQFT	264.95 SQM
GARAGE AREA	478.13 SQFT	44.42 SQM
BALCONY/TERRACE AREA	420.33 SQFT	39.05 SQM

KEYPLAN



GROUND FLOOR



FIRST FLOOR



SECOND FLOOR

FLOOR PLAN 1. All dimensions are in imperial and metric, and measured from finish to finish excluding construction tolerances. 2. All materials, dimensions, and drawings are approximate only. 3. Information is subject to change without notice, at developer's absolute discretion. 4. Actual area may vary from the stated area. 5. Drawings not to scale. 6. All images used are for illustrative purposes only and do not represent the actual size, features, specifications, fittings, and furnishings. 7. The developer reserves the right to make revisions / alterations, at its absolute discretion, without any liability whatsoever.