

DAMAC

RIVERSIDE

VIEWS

MASTERPLAN | BUILDINGS

DAMAC
RIVERSIDE
VIEWS

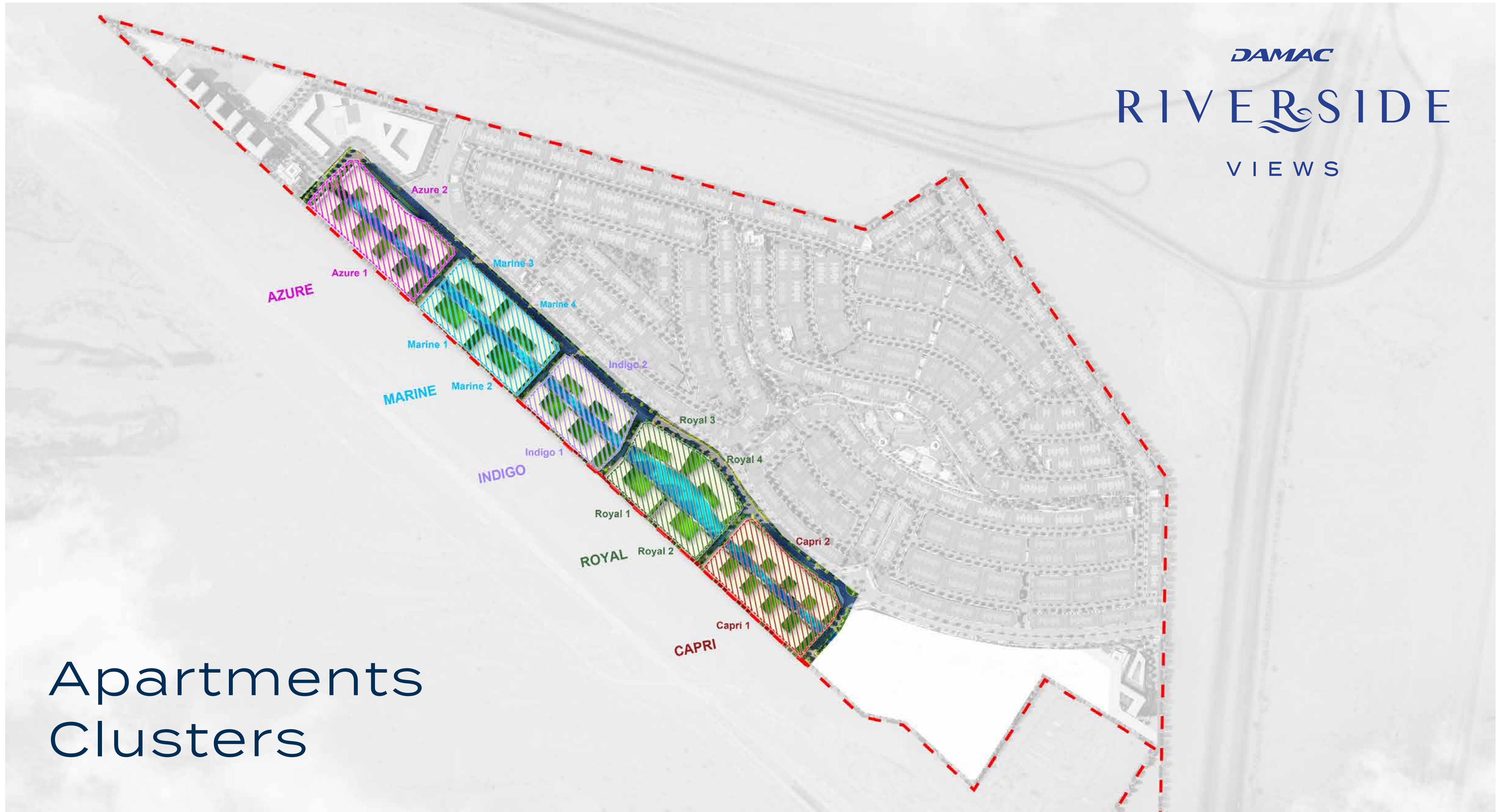
Overall
Masterplan



DAMAC
RIVERSIDE
VIEWS

DAMAC RIVERSIDE - VIEWS

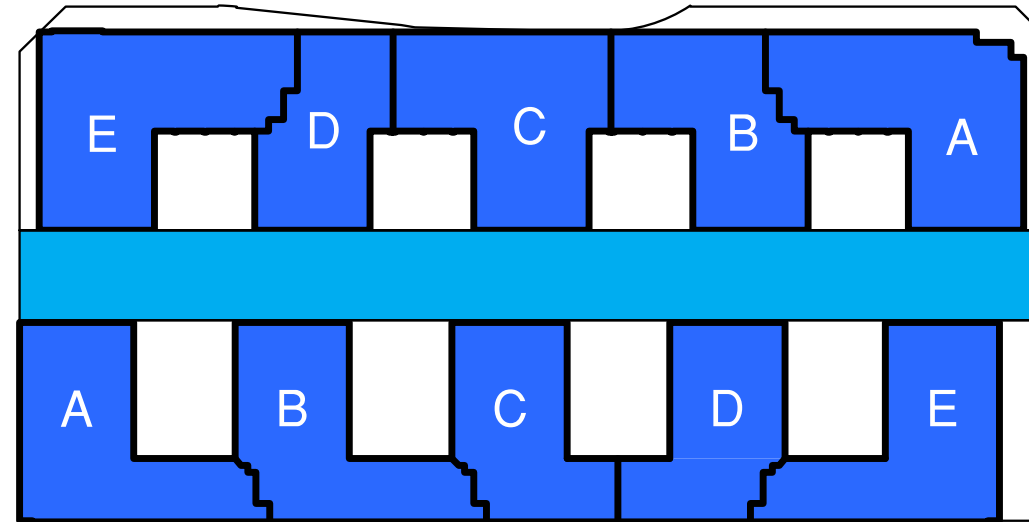
Apartments
Clusters



AZURE CLUSTER

AZURE 2

(G + 2P + 8)



AZURE 1

(G + 3P + 14)

AZURE 1 (G + 3P + 14)

TOWER	No. OF UNITS	UNIT AREA SQFT
TOWER A	164	167,400.98
TOWER B	150	151,683.30
TOWER C	124	128,484.82
TOWER D	124	128,929.15
TOWER E	164	167,410.67
TOTAL	726	743,908.92

AZURE 2 (G + 2P + 8)

TOWER	No. OF UNITS	UNIT AREA SQFT
TOWER A	132	122,589.64
TOWER B	93	90,680.02
TOWER C	116	109,028.94
TOWER D	63	67,799.50
TOWER E	140	125,186.43
TOTAL	544	515,284.54



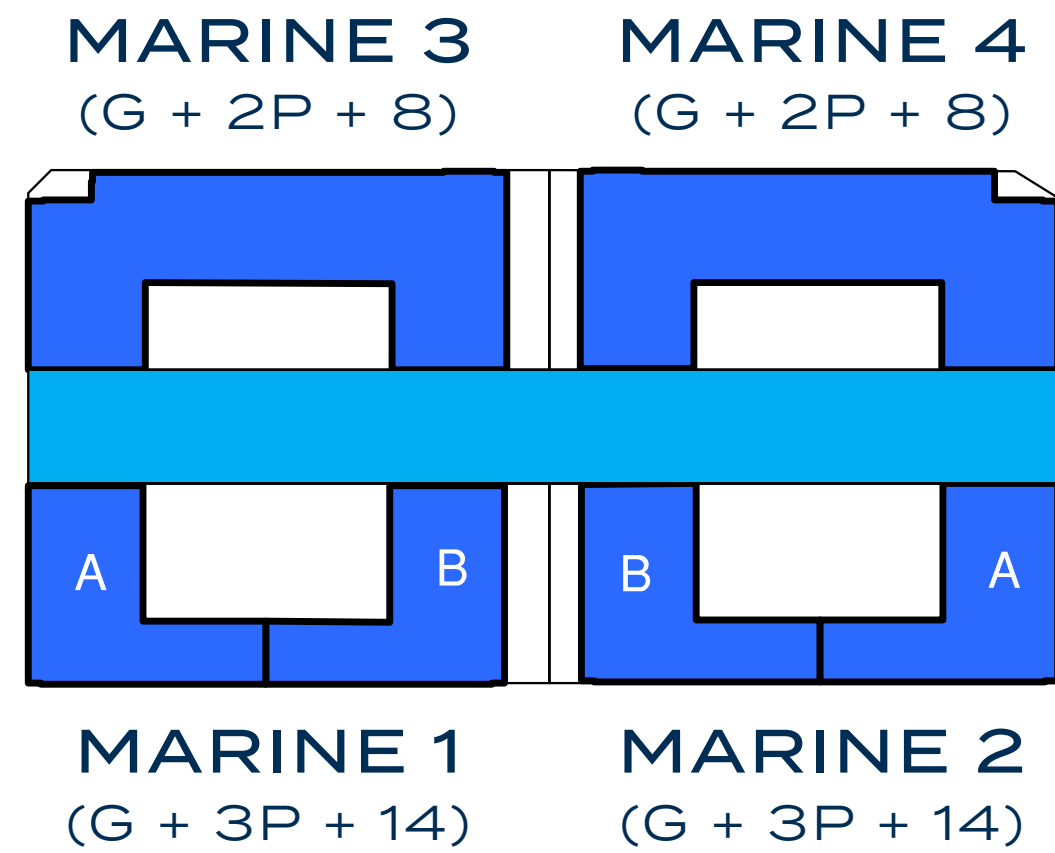
DAMAC

RIVERSIDE

VIEWS



MARINE CLUSTER



MARINE 1 (G + 3P + 14)

TOWER	No. OF UNITS	UNIT AREA SQFT
TOWER A	179	168,629.90
TOWER B	179	168,627.96
TOTAL	358	337,257.85

MARINE 2 (G + 3P + 14)

TOWER	No. OF UNITS	UNIT AREA SQFT
TOWER A	179	168,629.90
TOWER B	179	168,627.96
TOTAL	358	337,257.85

MARINE 3 (G + 2P + 8)

TOWER	No. OF UNITS	UNIT AREA SQFT
TOWER 3	276	239,248.68

MARINE 4 (G + 2P + 8)

TOWER	No. OF UNITS	UNIT AREA SQFT
TOWER 4	276	239,151.70



DAMAC

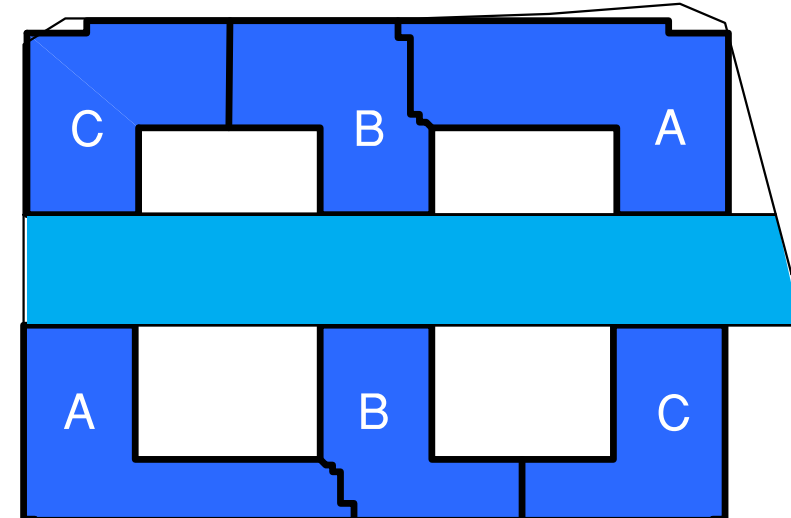
RIVERSIDE

VIEWS



INDIGO CLUSTER

INDIGO 2
(G + 2P + 8)



INDIGO 1
(G + 3P + 14)

INDIGO 1 (G + 3P + 14)

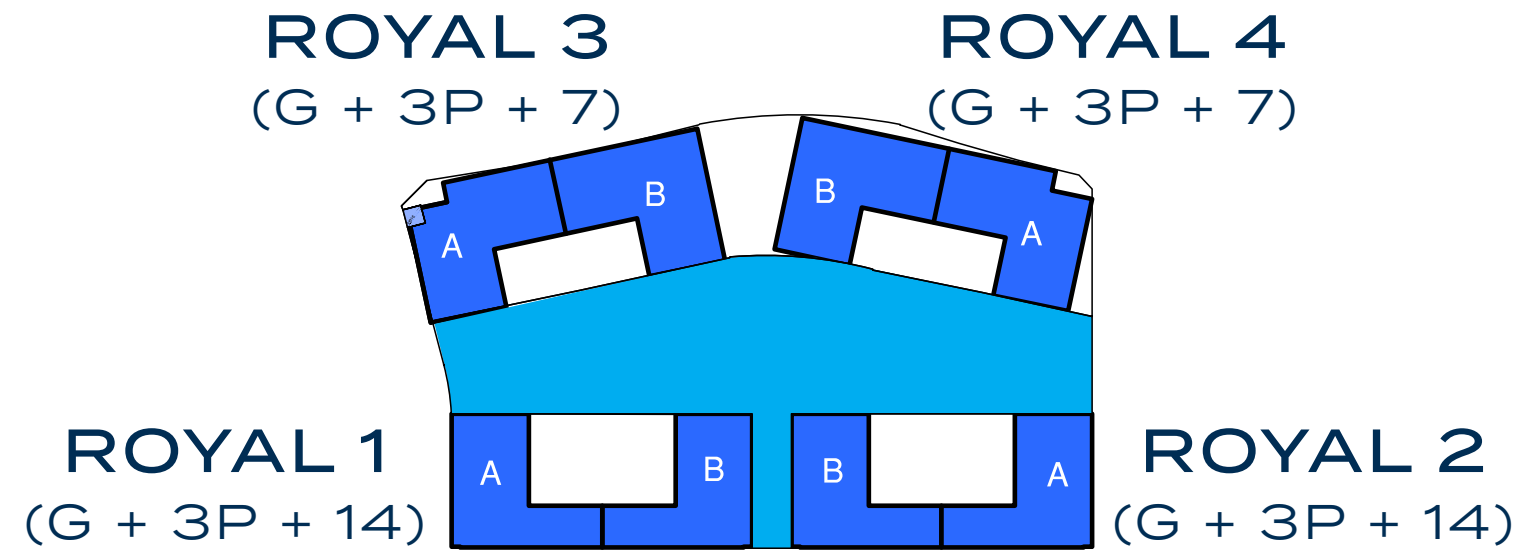
TOWER	No. OF UNITS	UNIT AREA SQFT
TOWER A	205	182,524.38
TOWER B	137	131,344.03
TOWER C	151	147,664.27
TOTAL	493	461,532.69

INDIGO 2 (G + 2P + 8)

TOWER	No. OF UNITS	UNIT AREA SQFT
TOWER A	171	149,661.30
TOWER B	101	91,829.61
TOWER C	116	105,559.52
TOTAL	388	347,050.43



ROYAL CLUSTER



ROYAL 1 (G + 3P + 14)

TOWER	No. OF UNITS	UNIT AREA SQFT
TOWER A	166	163,420.49
TOWER B	166	163,420.49
TOTAL	332	326,841.08

ROYAL 2 (G + 3P + 14)

TOWER	No. OF UNITS	UNIT AREA SQFT
TOWER A	166	163,420.49
TOWER B	166	163,420.49
TOTAL	332	326,841.08

ROYAL 3 (G + 3P + 7)

TOWER	No. OF UNITS	UNIT AREA SQFT
TOWER A	109	94,173.02
TOWER B	116	100,003.83
TOTAL	225	194,176.85

ROYAL 4 (G + 3P + 7)

TOWER	No. OF UNITS	UNIT AREA SQFT
TOWER A	109	94,173.02
TOWER B	116	100,003.83
TOTAL	225	194,176.85



DAMAC

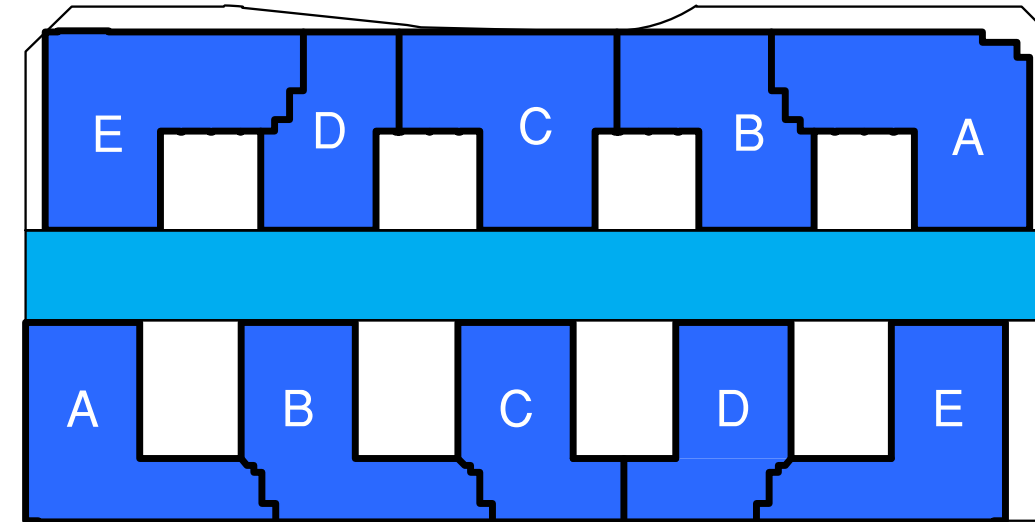
RIVERSIDE

VIEWS



CAPRI CLUSTER

CAPRI 2
(G + 2P + 8)



CAPRI 1
(G + 3P + 14)

CAPRI 1 (G + 3P + 14)

TOWER	No. OF UNITS	UNIT AREA SQFT
TOWER A	164	167,400.98
TOWER B	150	151,683.30
TOWER C	124	128,484.82
TOWER D	124	128,929.15
TOWER E	164	167,410.67
TOTAL	726	743,908.92

CAPRI 2 (G + 2P + 8)

TOWER	No. OF UNITS	UNIT AREA SQFT
TOWER A	132	122,589.64
TOWER B	93	90,680.02
TOWER C	116	109,028.94
TOWER D	63	67,799.50
TOWER E	140	125,186.43
TOTAL	544	515,284.54



DAMAC
RIVERSIDE
VIEWS



The background of the image is an underwater scene. It features clear, vibrant blue water with numerous light rays filtering down from the surface, creating a shimmering effect. There are also some ripples and reflections on the water's surface, particularly near the top of the frame. The overall atmosphere is serene and clean.

THANK YOU