



UPPER HOUSE
BY ELLINGTON



UPPER HOUSE
BY ELLINGTON

Upper House puts residents at its very heart in its centrally located apartments and its holistic design philosophy. It is a place that broadens horizons by maximizing access to a wealth of facilities and offering expansive views of Jumeirah Islands and Marina Skyline.

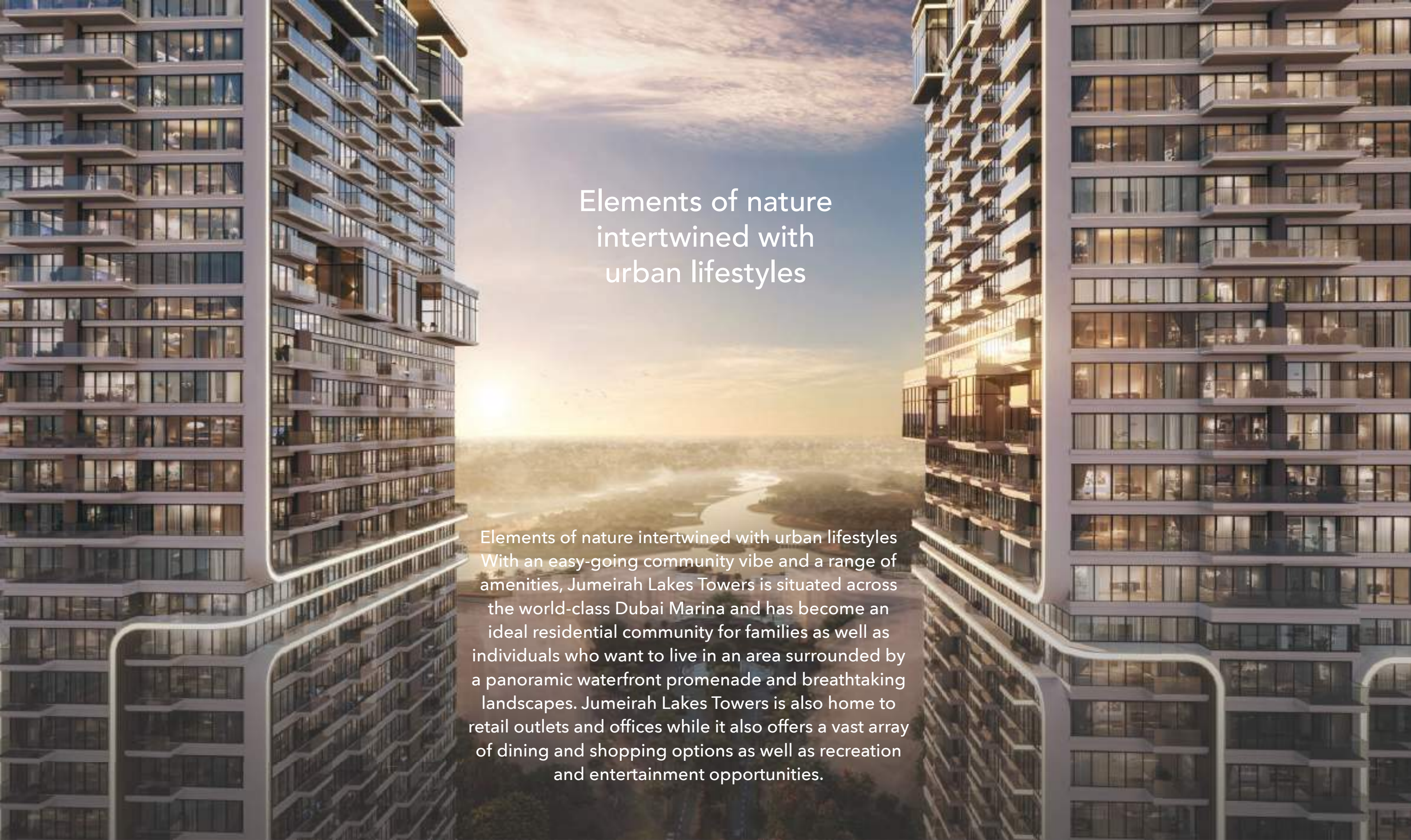




Move up to an Ellington icon

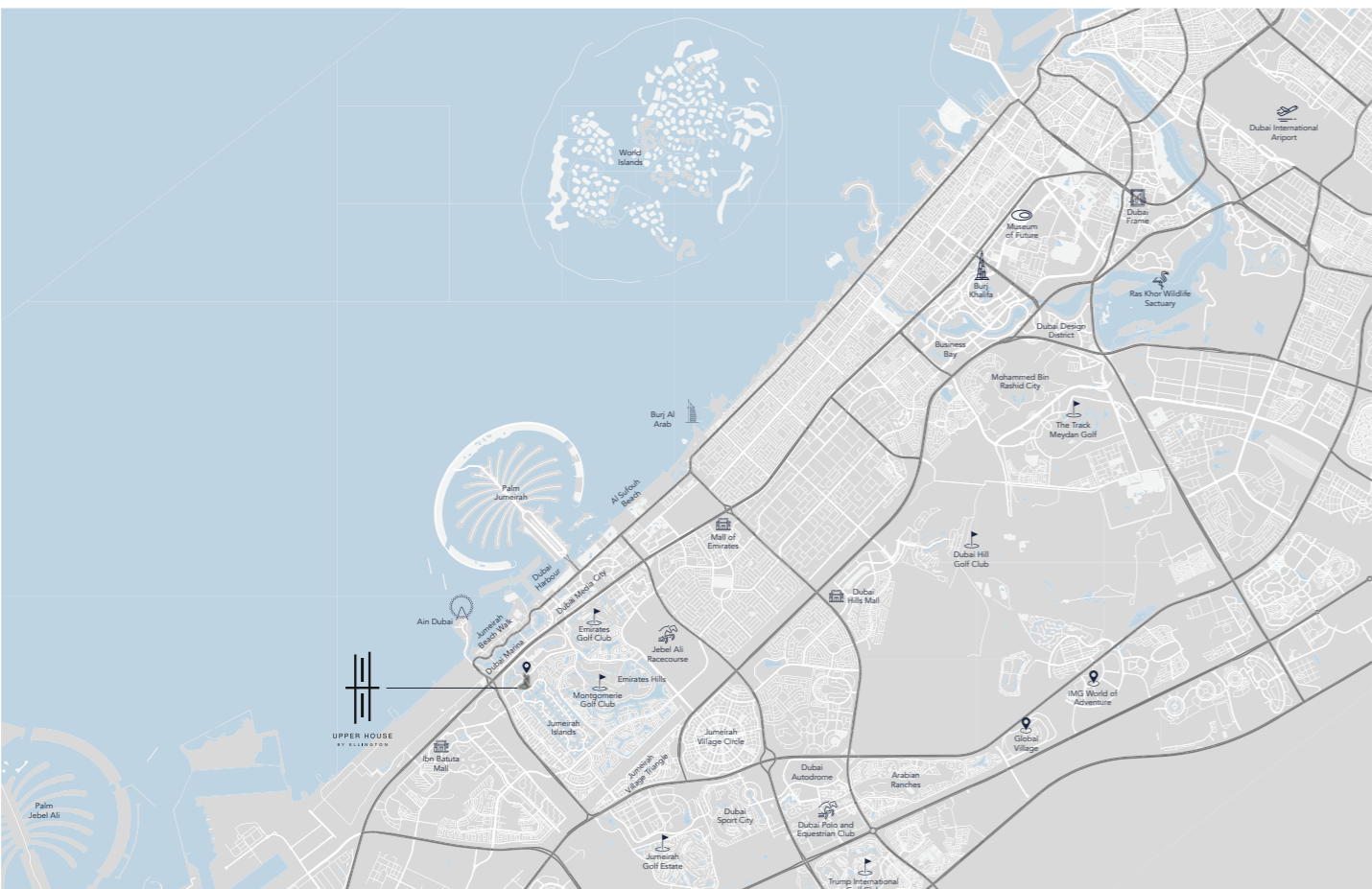
Upper House brings new vibrancy to a burgeoning location. The development will accommodate residents' appetite for elevated design, socializing, and well-being.

The property is also a physical representation of an area with growing aspirations by putting residents at the heart of a newly rejuvenated – and constantly growing – location.



Elements of nature intertwined with urban lifestyles

Elements of nature intertwined with urban lifestyles. With an easy-going community vibe and a range of amenities, Jumeirah Lakes Towers is situated across the world-class Dubai Marina and has become an ideal residential community for families as well as individuals who want to live in an area surrounded by a panoramic waterfront promenade and breathtaking landscapes. Jumeirah Lakes Towers is also home to retail outlets and offices while it also offers a vast array of dining and shopping options as well as recreation and entertainment opportunities.



02
MINUTES
Jumeirah Lakes Park

02
MINUTES
DMCC Metro Station

07
MINUTES
Montgomerie Golf Club

08
MINUTES
Emirates Golf Club

08
MINUTES
Ain Dubai

13
MINUTES
Mall of the Emirates

15
MINUTES
Palm Jumeirah

17
MINUTES
Burj Al Arab

19
MINUTES
Museum of the Future

20
MINUTES
Dubai Mall & Burj Khalifa

23
MINUTES
Dubai International Financial Centre

25
MINUTES
Dubai International Airport

27
MINUTES
Al Maktoum International Airport





LIVE AT
THE HEART OF
SOMETHING BIGGER

Upper House inspires communal affluence with elevated spaces accessible to all residents. The design, layout and amenities speak to an audience who want to feel at the centre of a vibrant residential destination.

AMENITIES





DROP-OFF AREA

Dedicated arrival space for residents and their guests



HORIZON POOL

37-metre leisure and lap pool gardens with kid's splash pad and barbeque zone



PENTHOUSE FOR EVERYONE

Work, play, entertain and dine at the top



Fitness
IS NOT A DESTINATION
IT IS A WAY OF LIFE

HEALTH CLUB

Immersive fitness studio with a climbing wall



INTERACTIVE FITNESS

A mix of virtual-reality, social connection and personalization to deliver a unique workout experience



SKY SPA

An exquisite journey of wellness overlooking skyline views



SKATE PARK

A cool and fashionable space for young at hearts



PLAY COURTS

Engaging outdoor activities that keeps you going



CINEMA ROOM

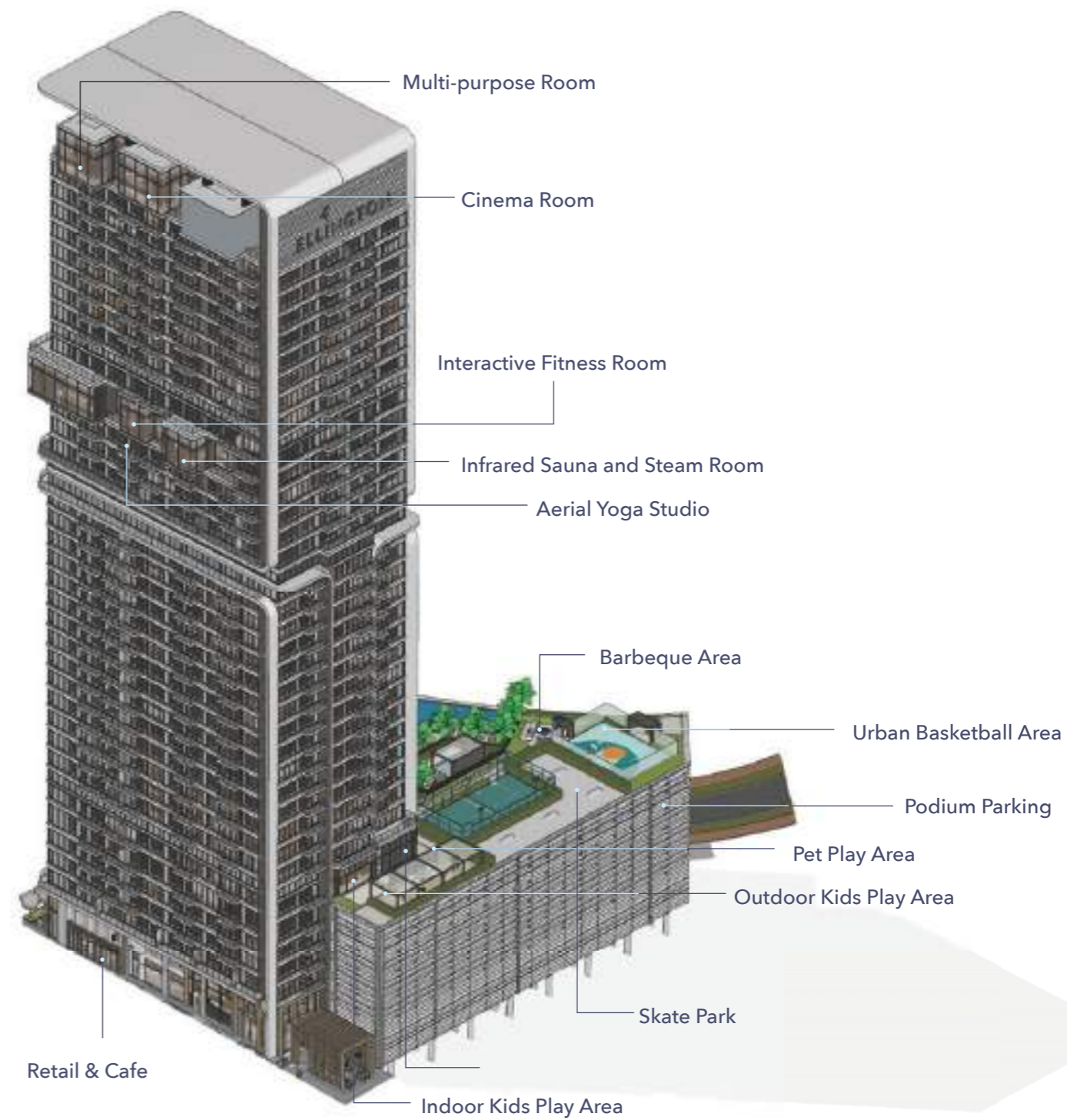
A cinematic experience with a 17-seater movie theatre and a dedicated popcorn corner



PODCAST ROOM


Reach the world and inspire people with your own broadcast

BUILDING CONFIGURATION



GROUND FLOOR AMENITIES PLAN

- 01 Main Entrance
- 02 Drop-off Area
- 03 Lobby Entrance
- 04 Lobby Reception
- 05 Communal Table
- 06 Lobby Lounge
- 07 Lift Lobby
- 08 Bicycle Parking with Wash Area
- 09 Move-in Truck Zone
- 10 EV Charging Station
- 11 Parking for People of Determination
- 12 Residents Parking
- 13 Seating Area



FIRST FLOOR AMENITIES PLAN

- 01 Leisure and Lap Pool
- 02 Baja Shelf
- 03 Pool Sun Loungers Area
- 04 Kids Splash Pad
- 05 Barbeque Area
- 06 Outdoor Lounge Terrace
- 07 Outdoor Yoga Area
- 08 Residents Lounge Area
- 09 Female Change Room
- 10 Male Change Room
- 11 Podcast Room
- 12 Indoor Kids Play Area
- 13 Outdoor Kids Play Area
- 14 Pet Play Area
- 15 Padel Tennis Court
- 16 Skate Park
- 17 Urban Basketball Area
- 18 Lift Lobby



20TH FLOOR AMENITIES PLAN

- 01 Fitness Studio
- 02 Climbing Wall
- 03 Interactive Fitness Room
- 04 Female Infrared Sauna and Steam Room
- 05 Male Infrared Sauna and Steam Room
- 05 Lift Lobby
- 05 Aerial Yoga Studio



20th Floor



Mezzanine Floor



ROOF FLOOR AMENITIES PLAN

- 01 Record Lounge
- 02 Club Lounge Area
- 03 Library Wall
- 04 Communal Working Zone
- 05 Sunken Seating Work Zone
- 06 Acoustic Pods Meeting Zone
- 07 Kitchenette
- 08 Club Lounge Terrace
- 09 Multi-purpose Room
- 10 Popcorn Corner
- 11 Cinema Room
- 12 Clubhouse Reception
- 13 Artist in Residence
- 14 Gallery Wall
- 15 Games Room
- 16 Clubhouse Washroom
- 17 Lift Lobby



A PLACE THAT ENCOURAGES UNIQUENESS

Upper House by Ellington brings a holistic design philosophy to merge elements of nature with clean modernist design. It is a place that broadens horizons with a wealth of facilities, sociable interiors, and expansive views.





UPPER HOUSE KITCHENS

Apartment units with work from home spaces, pantries and dedicated laundry cupboards provided to cater to the different needs and desires of every family.

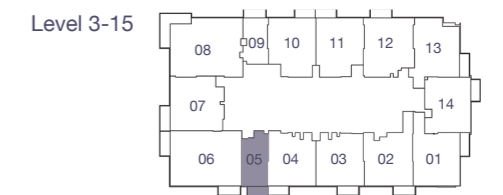
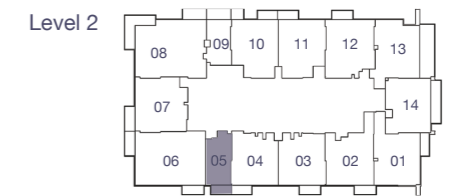
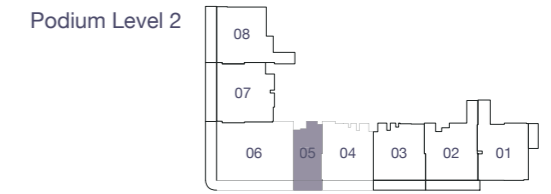
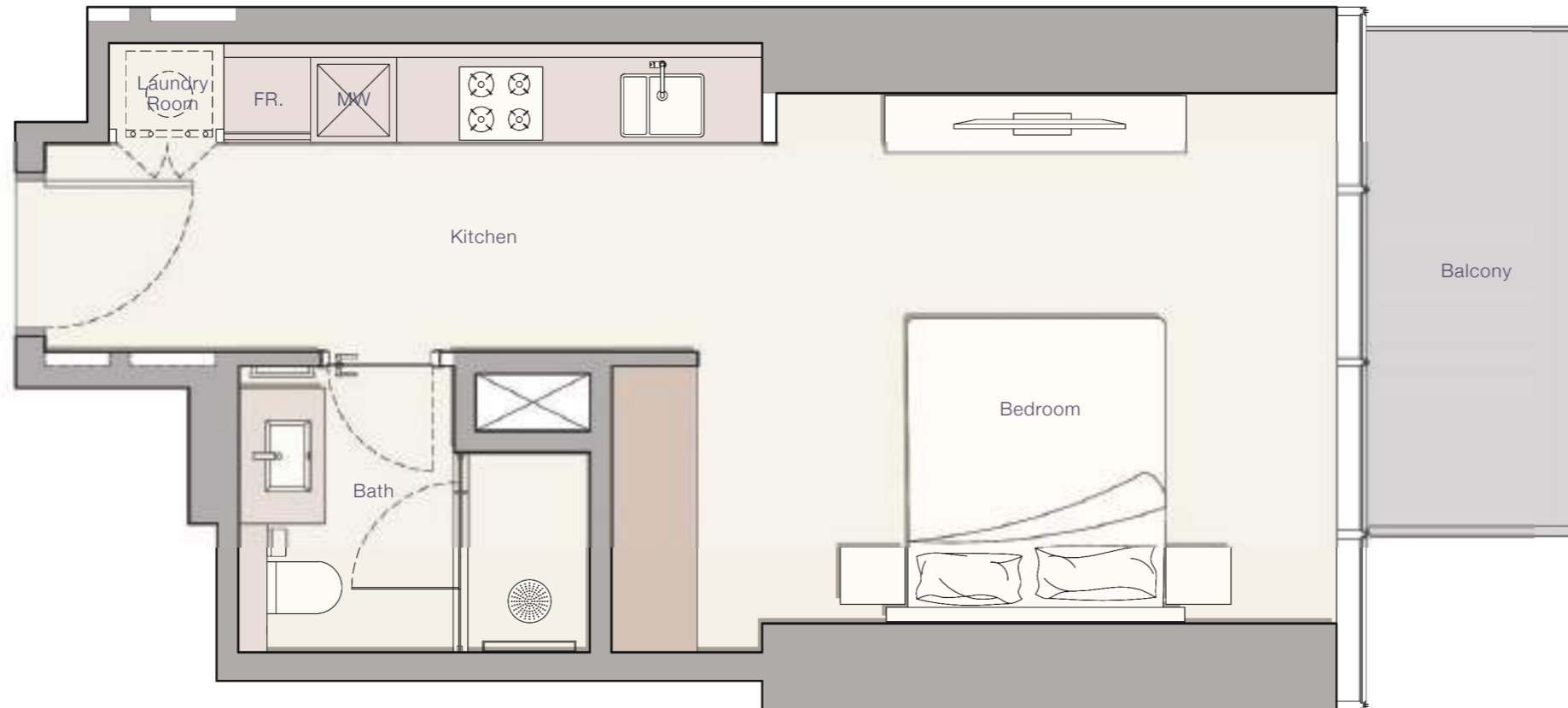


HOME AUTOMATION SYSTEM

Mobile and keypad controlled door, AC and light system via bluetooth

FLOOR PLANS

STUDIO - TYPE A



Internal Living Area

402.68 sq.ft.

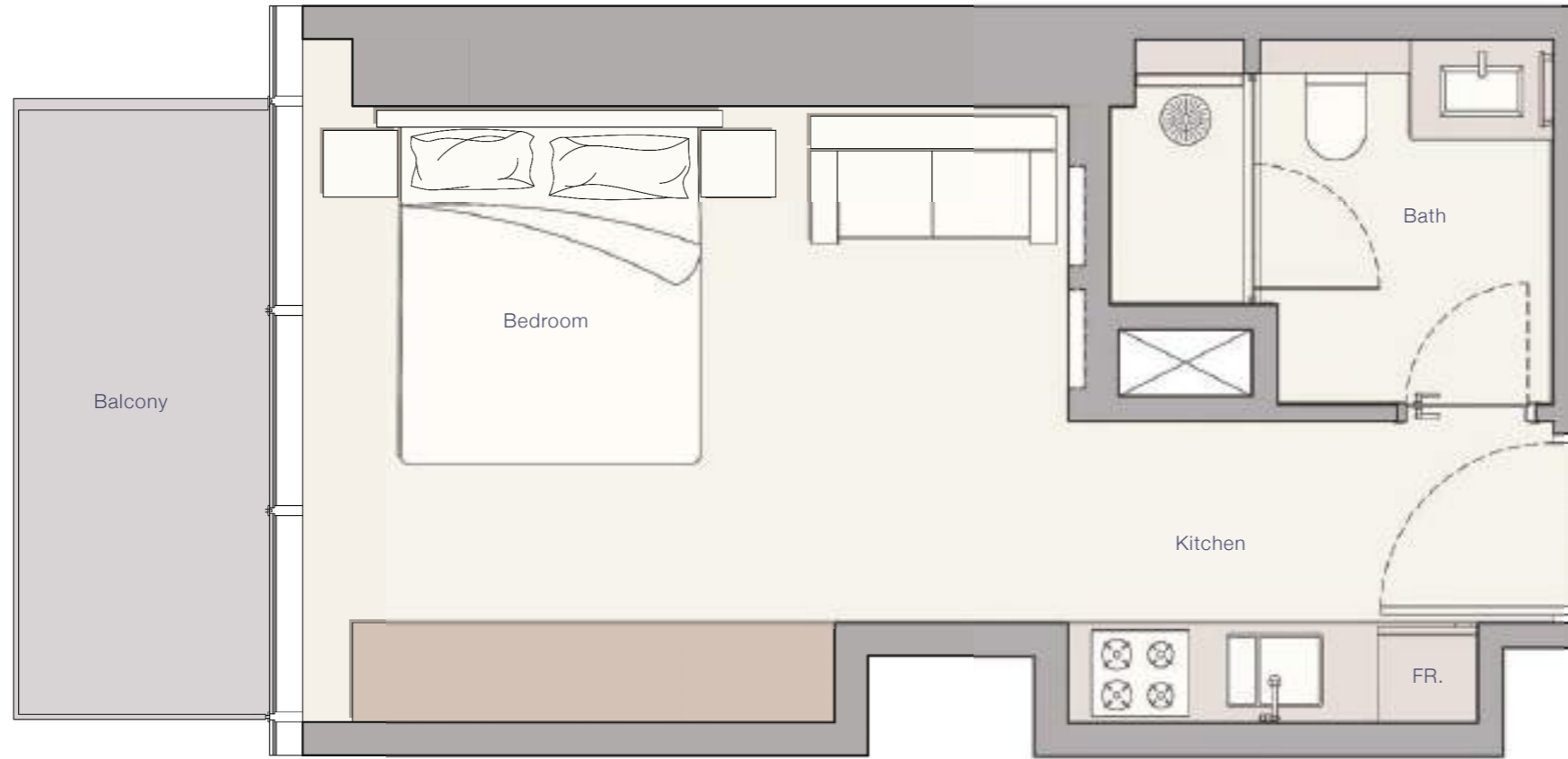
Outdoor Living Area

58.66 sq.ft.

Total Living Area

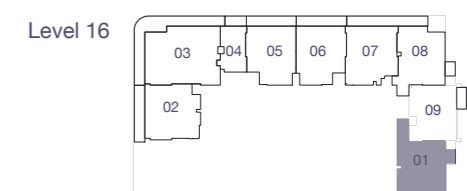
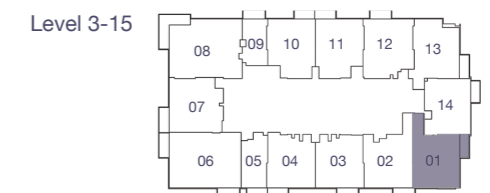
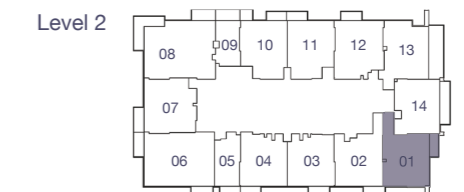
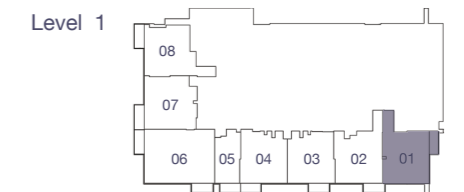
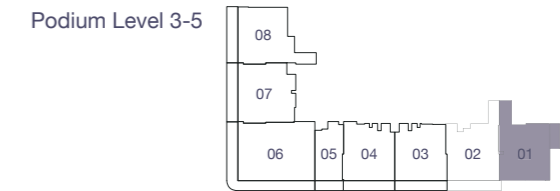
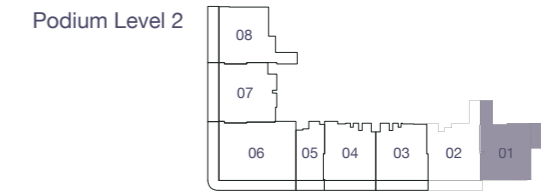
461.34 sq.ft.

STUDIO - TYPE B



Internal Living Area	Outdoor Living Area	Total Living Area
340.35 sq.ft.	61.25 sq.ft.	401.60 sq.ft.

1 BEDROOM - TYPE A



Internal Living Area

830.11 sq.ft.

Outdoor Living Area

66.09 sq.ft.

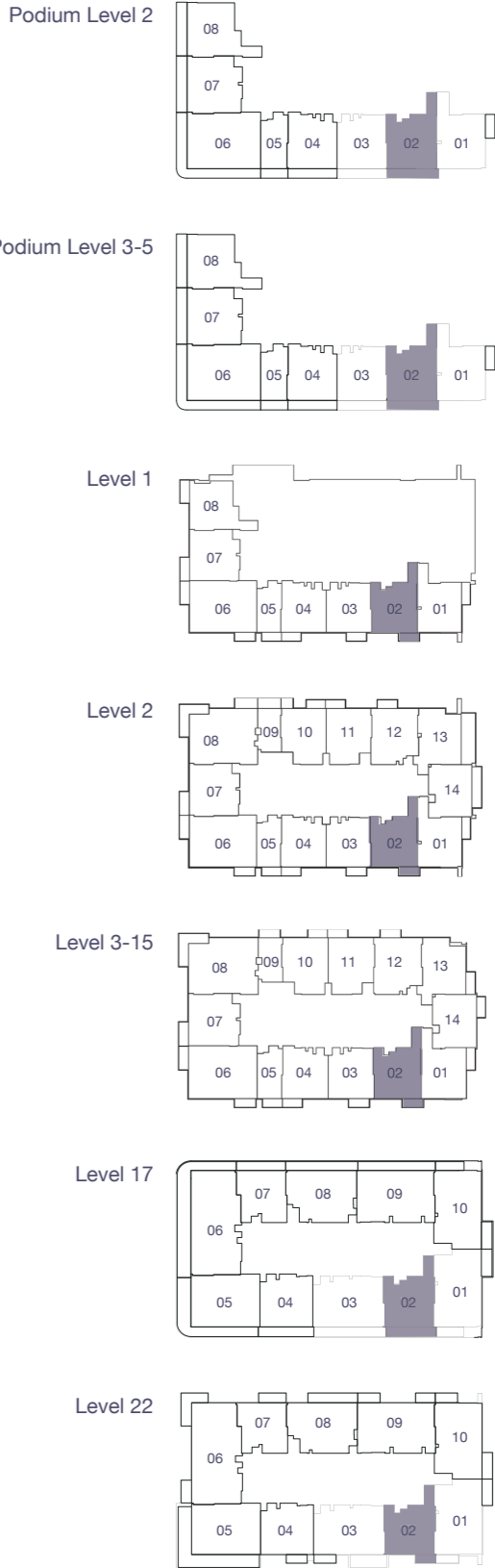
Total Living Area

896.20 sq.ft.

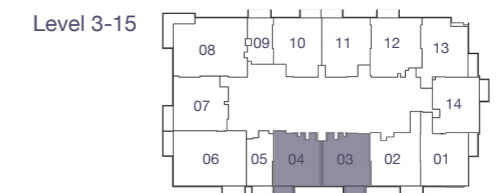
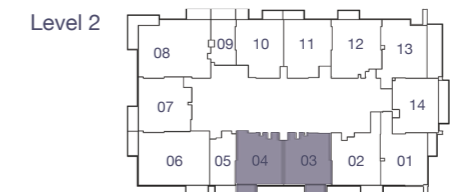
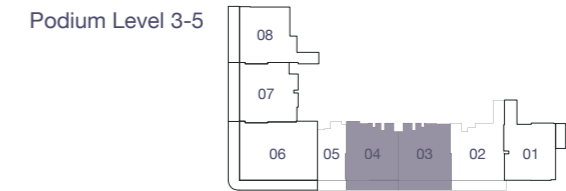
1 BEDROOM - TYPE B



Internal Living Area	Outdoor Living Area	Total Living Area
852.29 sq.ft.	57.59 sq.ft.	909.87 sq.ft.



1 BEDROOM - TYPE C



Internal Living Area

766.28 sq.ft.

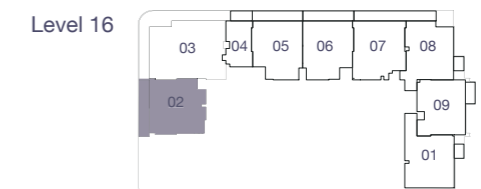
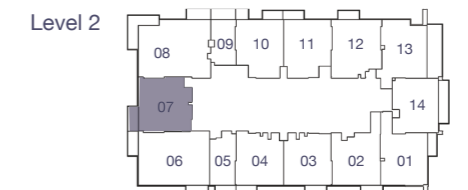
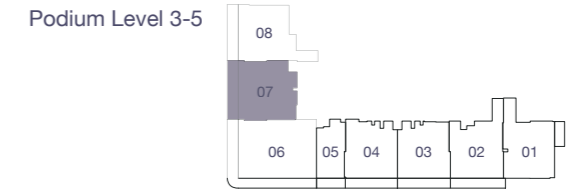
Outdoor Living Area

57.91 sq.ft.

Total Living Area

824.19 sq.ft.

1 BEDROOM - TYPE D



Internal Living Area

Outdoor Living Area

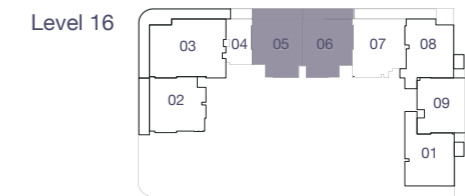
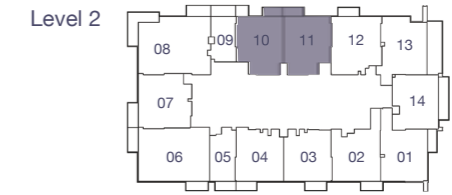
Total Living Area

865.53 sq.ft.

79.33 sq.ft.

944.86 sq.ft.

1 BEDROOM - TYPE E



Internal Living Area

Outdoor Living Area

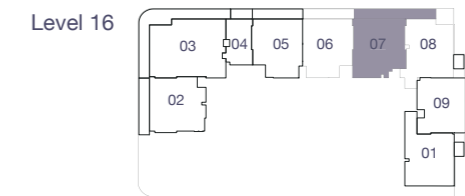
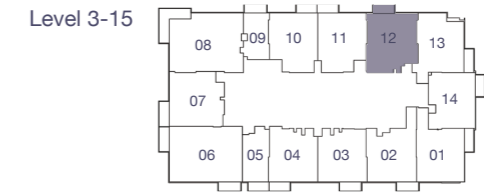
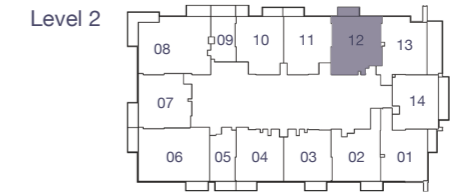
Total Living Area

798.47 sq.ft.

56.62 sq.ft.

855.09 sq.ft.

1 BEDROOM - TYPE F



Internal Living Area

Outdoor Living Area

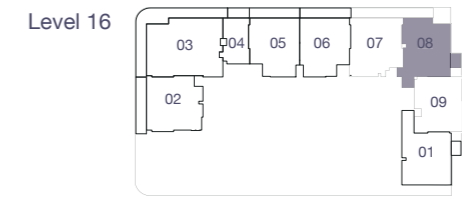
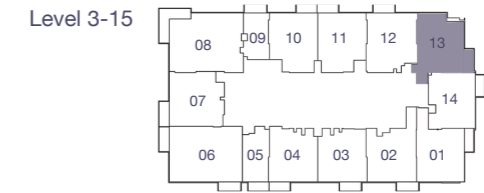
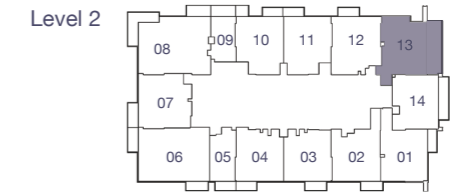
Total Living Area

858.74 sq.ft.

59.63 sq.ft.

918.38 sq.ft.

1 BEDROOM - TYPE G



Internal Living Area

Outdoor Living Area

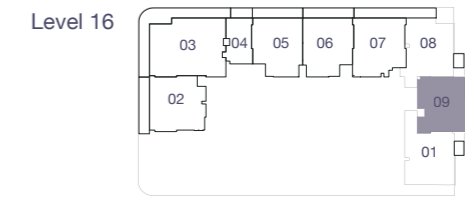
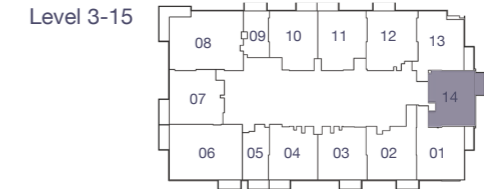
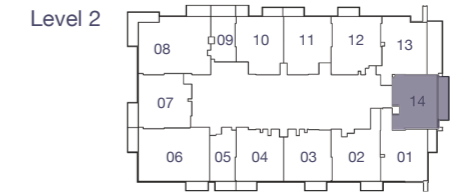
Total Living Area

836.79 sq.ft.

69.64 sq.ft.

906.43 sq.ft.

1 BEDROOM - TYPE H



Internal Living Area

Outdoor Living Area

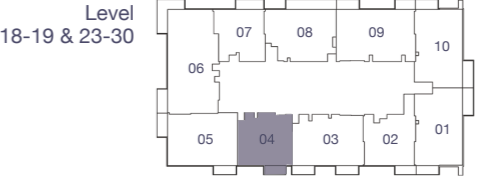
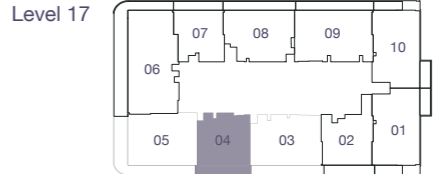
Total Living Area

758.32 sq.ft.

60.71 sq.ft.

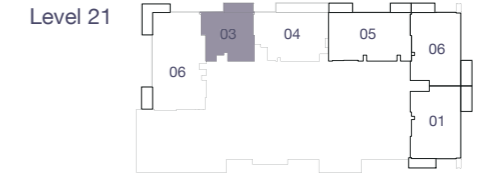
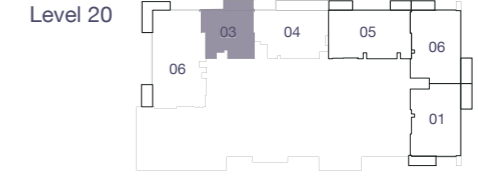
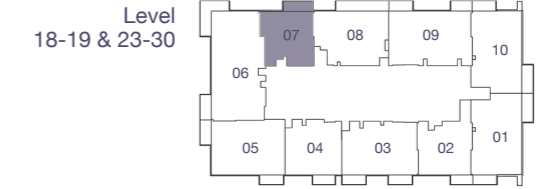
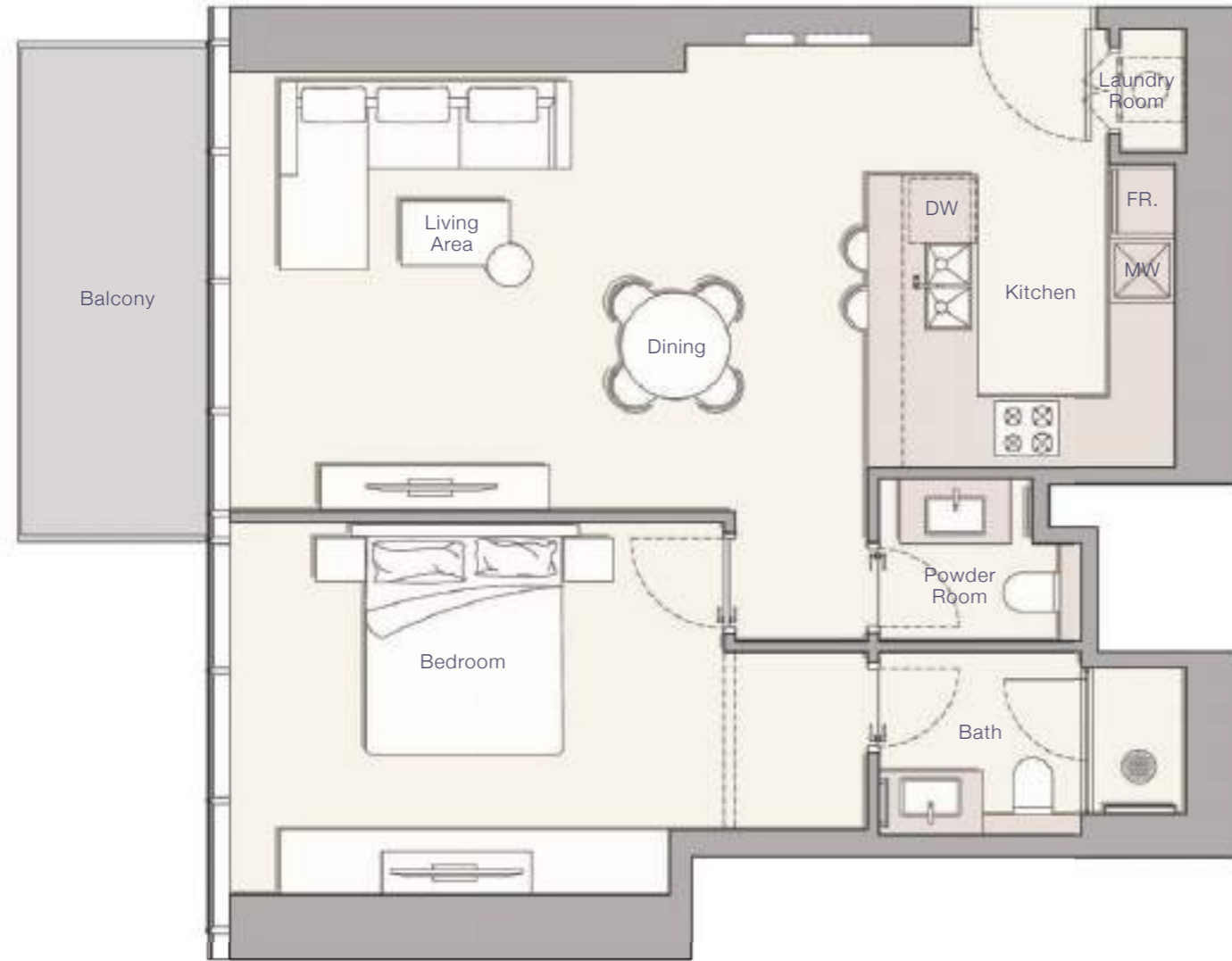
819.03 sq.ft.

1 BEDROOM - TYPE I



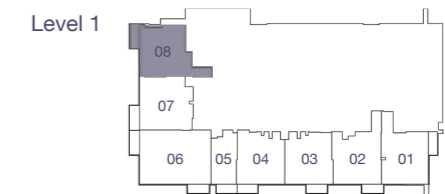
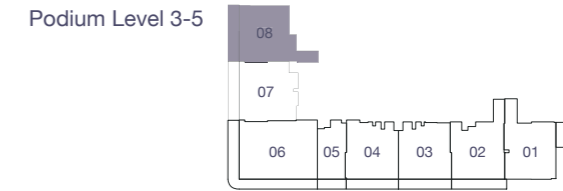
Internal Living Area	Outdoor Living Area	Total Living Area
845.07 sq.ft.	57.91 sq.ft.	902.98 sq.ft.

1 BEDROOM - TYPE J



Internal Living Area	Outdoor Living Area	Total Living Area
754.01 sq.ft.	85.79 sq.ft.	839.80 sq.ft.

1 BEDROOM - TYPE K



Internal Living Area

844.86 sq.ft.

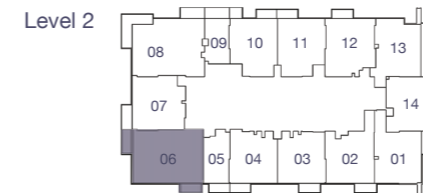
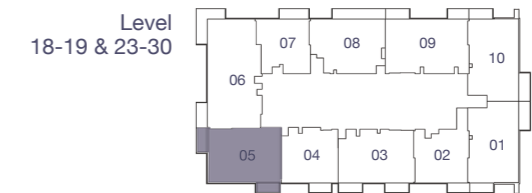
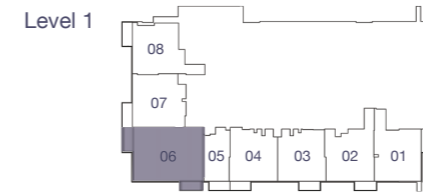
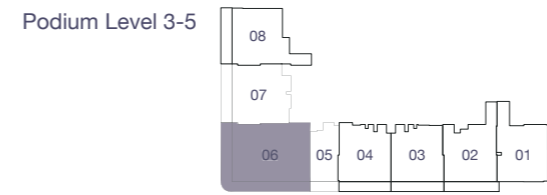
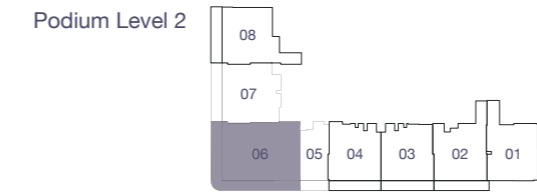
Outdoor Living Area

76.75 sq.ft.

Total Living Area

921.61 sq.ft.

2 BEDROOM - TYPE A



Internal Living Area	Outdoor Living Area	Total Living Area
1,097.06 sq.ft.	139.50 sq.ft.	1,236.56 sq.ft.

2 BEDROOM - TYPE B



Internal Living Area

Outdoor Living Area

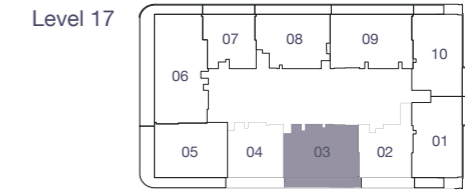
Total Living Area

1,107.82 sq.ft.

151.56 sq.ft.

1,259.38 sq.ft.

2 BEDROOM - TYPE C



Internal Living Area

Outdoor Living Area

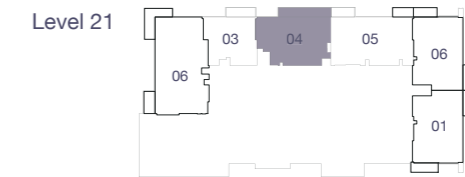
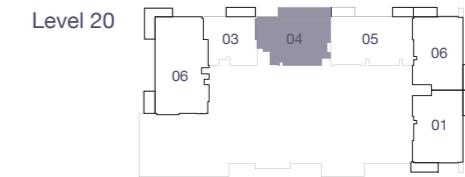
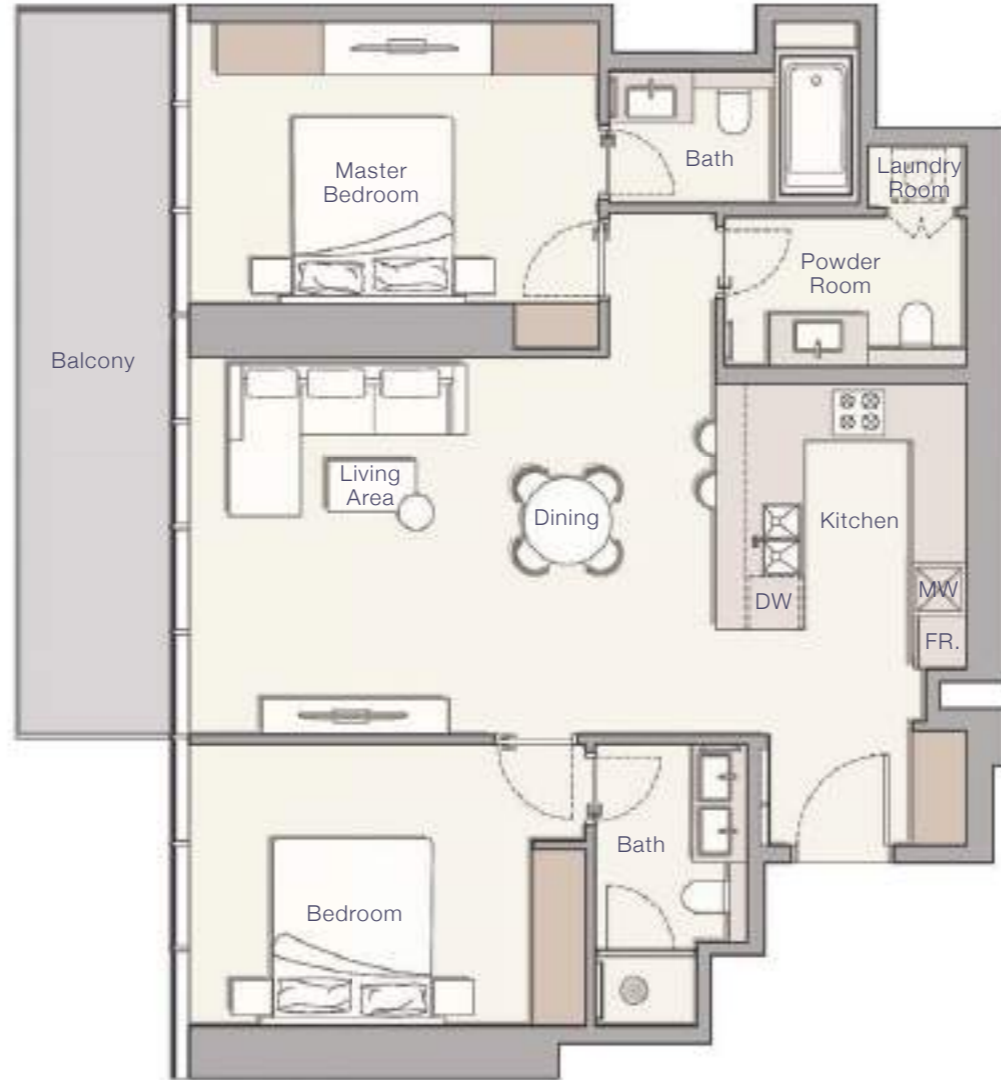
Total Living Area

1,103.09 sq.ft.

122.60 sq.ft.

1,225.69 sq.ft.

2 BEDROOM - TYPE D



Internal Living Area

Outdoor Living Area

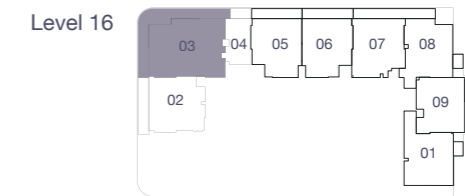
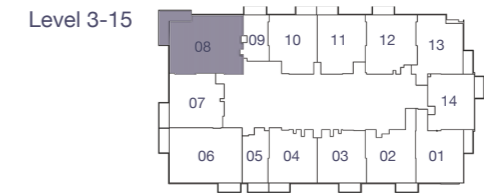
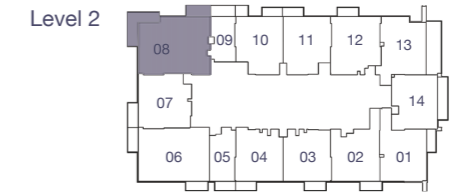
Total Living Area

1,048.08 sq.ft.

155.32 sq.ft.

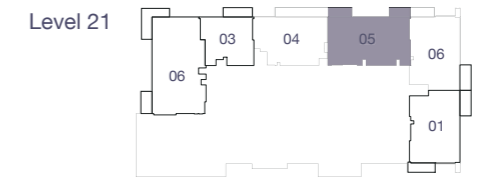
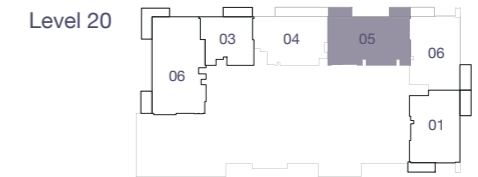
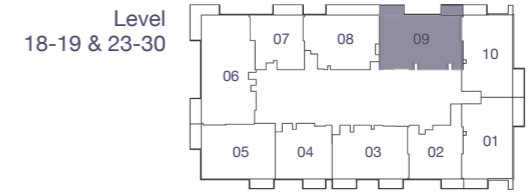
1,204.41 sq.ft.

2 BEDROOM + MAIDS - TYPE A



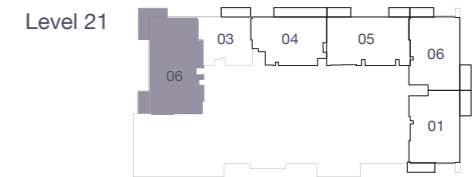
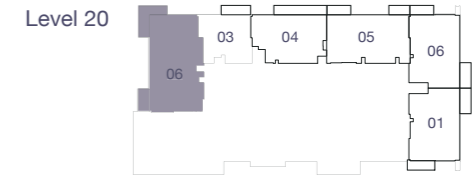
Internal Living Area	Outdoor Living Area	Total Living Area
1,247.11 sq.ft.	175.24 sq.ft.	1,422.34 sq.ft.

2 BEDROOM + MAID - TYPE B



Internal Living Area	Outdoor Living Area	Total Living Area
1,248.29 sq.ft.	130.89 sq.ft.	1,379.18 sq.ft.

3 BEDROOM - TYPE A



Internal Living Area

1,581.33 sq.ft.

Outdoor Living Area

242.08 sq.ft.

Total Living Area

1,823.41 sq.ft.