





ABOUT ORIGIN

Origin Property Company Limited was established in 2009 as a property development company which focuses on condominium that offers great travelling conveniences located near Sky Train routes and expressways.

Since the establishment of our company, we have built many condominiums aiming to be the most stylish condominiums, so all condominiums by Origin offers unique project designs with the best functional unit layout and excellence after sales service that worth every baht spent. Reflecting our company's core value that focus distributing the best product value with a good reasonable price that meets the customer's satisfaction.

VISION STATEMENT

Origin aims to be an integrated real estate development company with sustainable growth under the corporate governance code, deliver great products with excellent services and have a customercentric approach. Origin thinks more and offers more so that our customers have more benefits.

MISSION STATEMENT

We are attentive to every detail of the needs of customers by creatively designing project developments and delivering products and services that achieve customer satisfaction. We emphasize personnel and organizational development in order to grow sustainably with trade partners, customers, shareholders, business partners, employees and society.



15 YEARS ORIGIN SUCCESS JOURNEY

2009
ESTABLISHED

STARTED
10
MILLION
BAHT

2010
1st PROJECT

2012
HIGH-RISE
CONDOMINIUM
PROJECT

SENSE OF LONDON
Sukhumvit 109

2015 **PROJECTS**

KNIGHTSBRIDGE BEARING
Sukhumvit 107

2016
ON THE
1st DAY

EXPANDED CONDOMINIUM PROJECT IN EEC AREA

2017
BRANCHED

KNIGHTSBRIDGE PRIME SATHORN

SOLD OUT WITHIN ONE DAY

2018
LAUNCHED CONDOMINIUM BRANDS COVERING ALL SEGMENTS

PARTNER WITH **NOMURA** REAL ESTATE DEVELOPMENT

FOR **4** CONDOMINIUM PROJECTS (KNIGHTSBRIDGE)

ACQUIRED PARK 24 PROJECT LUXURY SEGMENT

2019
INTRODUCED 6 PROJECT LOCATIONS INTRODUCED ORIGIN SMART CITY IN THE EEC

PHROM PHONG PHAYATHAI THONGLOR

LAUNCHED CONDOMINIUM BRAND **COVERING ALL SEGMENTS**

2021
1st PET FRIENDLY PROJECT

6 PROJECT LOCATIONS

INTRODUCING **ORIGIN SMART CITY**

IN THE EEC

2022
1st INVESTMENT PROGRAM

THE FIRST

PET FAMILY PROJECT
BRIXTON PET&PLAY SUKHUMVIT 107

2023
GO NATIONWIDE

HAMPTON EXECUTIVE
SRIRACHA

1st INVESTMENT PROGRAM



GO
NATIONWIDE

15 YEARS ORIGIN SUCCESS JOURNEY

ORIGIN VERTICAL



116 PROJECTS

VALUE **186,889 MB**

56,468 UNITS

RESIDENTIAL

CONDOMINIUM
& HOUSING

BRITANNIA



42 PROJECTS

VALUE **53,772 MB**

8,727 UNITS

65,195 UNITS

158 PROJECTS VALUE 240,661 MB*

ORIGIN BUSINESS OVERVIEW

RESIDENTIAL CONDOMINIUM & HOUSING

CONDO

ORIGIN
VERTICAL

67 PROJECTS
VALUE 73,634 MB
30,419 UNITS

HOUSE

BRITANIA
CRAFT a life you love

42 PROJECTS
VALUE 53,772 MB
8,727 UNITS

TOTAL 158 PROJECTS
VALUE 240,661 MB
65,195 UNITS

RECURRING HOSPITALITY & TOURISM

HOTEL



	PROJECTS	KEYS	MB*
HOTEL & WELLNESS	34	9,570	59,510

*ESTIMATE BY REIT VALUE

RETAIL SPACE



10 LOCATIONS 43,266 SQ.M.

OFFICE SPACE



4 PROJECTS 82,216 SQ.M.

SERVICE

PRE-LIVING SERVICE



PRE-LIVING SERVICE



LIVING & EARNING SERVICE



150 PROJECTS
34,000 FAMILIES

NEW BUSINESS ORIGIN NEXT LEVEL



BRAND SEGMENTATION

SEGMENT	PRICE RANGE (SQ.M.)	BRAND
FLAGSHIP	300,000 UPA	
LUXURY	200,000 - 300,000	PARK  RIGIN
HIGH END	120,000 - 200,000	SO ORIGIN SOHO BANGKOK
MAIN CLASS	90,000 - 140,000	 
AFFORDABLE	60,000 - 100,000	

SOHO BANGKOK
RATCHADA

PROJECT INFORMATION

PROJECT NAME

SOHO BANGKOK RATCHADA

LOCATION

PRACHA RAT BAMPEN ROAD, MRT HUAI KHWANG

PROJECT TYPE

HIGH-RISE CONDOMINIUM 24 FLOORS

4 BASEMENT STOREY

TOTAL AREA

1-2-28 RAI

NO. OF TOTAL UNIT

341 UNITS + 1 SHOP

SIMPLEX

1 BEDROOM 24.70-24.80 SQ.M.

1 BEDROOM 25.90 SQ.M.

1 BEDROOM PLUS 34.60-34.80 SQ.M.

DUO SPACE

1 BEDROOM 24.70-24.80 SQ.M.

1 BEDROOM 25.20-25.90 SQ.M.

1 BEDROOM PLUS 30.30-31.30 SQ.M.

1 BEDROOM PLUS 34.80-34.90 SQ.M.

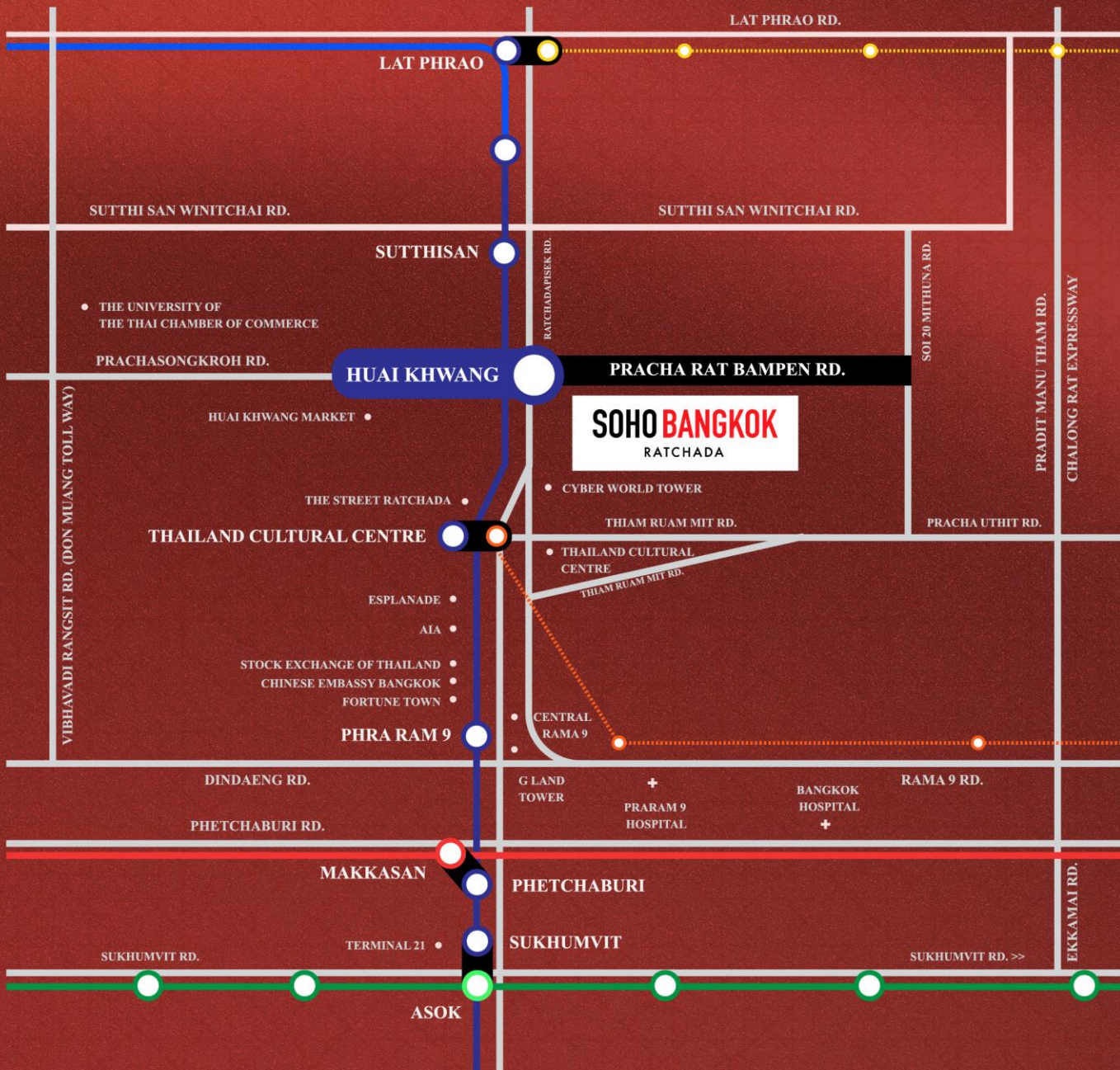
NO. OF PARKING

50%





THE COMBINATION OF MODERN CONTEMPORARY DESIGN INSPIRED BY THE SHAPE OF MOON WHERE YOU CAN BALANCE YOUR MIND AMIDST THE STILLNESS AND BE FREE FROM THE HECTIC CITY.



SHOPPING CENTER

HUAI KWANG MARKET	800 M.
THE STREET RATCHADA	1.5 KM.
ESPLANADE RATCHADAPHISEK	2.2 KM.
CENTRAL RAMA 9	2.7 KM.

MEDICAL HUB

PRARAM 9 HOSPITAL	4 KM.
BANGKOK HOSPITAL	7.5 KM.

BUSINESS AREA

CYBER WORLD TOWER	1.5 KM.
THAILAND CULTURAL CENTRE	1.6 KM.
G TOWER	2.8 KM.
FORTUNE TOWN	3.2 KM.
THE STOCK EXCHANGE OF THAILAND BUILDING	3.5 KM.
AIA CAPOTAL CENTER	3.7 KM.

LOOP OF LINE





MRT HUI KHUANG STATION



THE STREET RATCHADA



SOHO BANGKOK
RATCHADA

GANESHA TEMPLE



REGENT'S INTERNATIONAL
SCHOOL BANGKOK



CHINDA HOTPOT



PRARAM 9 HOSPITAL

MASTER PLAN



FACILITIES

GROUND FLOOR

- LUNAR REFLECTING COURTYARD
- RECREATION HALLWAY
- CONFERENCE ROOM
- TRADE ROOM
- CO-CREATION SPACE
- SMART LIFE CENTER
- PARK BUSINESS CONNECTION CENTER
- PRIVATE WORKING ROOM

4TH FLOOR

- HIDEAWAY TERRACE

23RD FLOOR

- HYDRO BALANCING TUBE
- HYDRO THERAPY JACUZZI
- SKY POOL BAR
- AROMA STEAM
- SKYHIGH FITNESS
- WEIGHT TRAINING AREA
- 270° ENDLESS POOL
- LANDSCAPE

24TH FLOOR

- SOHO SKY LOUNGE
- MULTI STUDIO
- SOUL MASSAGE
- OXYGEN LOUNGE
- SALT THERAPY

ROOF TOP FLOOR

- EDGE OF THE SKY BAR
- HIDEAWAY OUTDOOR SEATING
- RELAXING GARDEN
- SKY SPHERE ROOF TOP
- SKYSCAPE AMPHITHEATER
- SUNSET OBSERVATORY BAR
- MEMORABLE VIEW POINT



EDGE OF THE SKY BAR



SOHO SKY LOUNGE



WINE BAR



SOUL MASSAGE



RECREATION HALLWAY



MULTI STUDIO



SKYHIGH FITNESS

MASTER PLAN



*Floor plans/ Unit Layout are intended to give a general indication of the proposed floor layout only and may vary in the finished building.
·All dimensions are not intended to form part of any contract or warranty.
·Subject to change without prior notice.

UNIT PLAN

SIMPLEX 1 BEDROOM



25.90 SQ.M.



24.70 - 24.80 SQ.M.

SIMPLEX 1 BEDROOM PLUS



34.80 SQ.M.



34.60 - 34.80 SQ.M.

*Floor plans/ Unit Layout are intended to give a general indication of the proposed floor layout only and may vary in the finished building.
·All dimensions are not intended to form part of any contract or warranty.
·Subject to change without prior notice.

UNIT PLAN

DUO SPACE 1 BEDROOM



25.90 SQ.M.



24.70 - 24.80 SQ.M.

DUO SPACE 1 BEDROOM PLUS



34.90 SQ.M.



34.90 SQ.M.

DUO SPACE 1 BEDROOM PLUS



34.80 SQ.M.



34.80 - 34.90 SQ.M.

*Floor plans/ Unit Layout are intended to give a general indication of the proposed floor layout only and may vary in the finished building.
-All dimensions are not intended to form part of any contract or warranty.
-Subject to change without prior notice.



DUO SPACE 1 BEDROOM PLUS 34.90 SQ.M.



DUO SPACE 1 BEDROOM PLUS 34.80 SQ.M.



DUO SPACE 1 BEDROOM PLUS 34.80 SQ.M.



DUO SPACE 1 BEDROOM 24 SQ.M.



DUO SPACE 1 BEDROOM 24 SQ.M.

FLOOR PLAN

4TH FLOOR



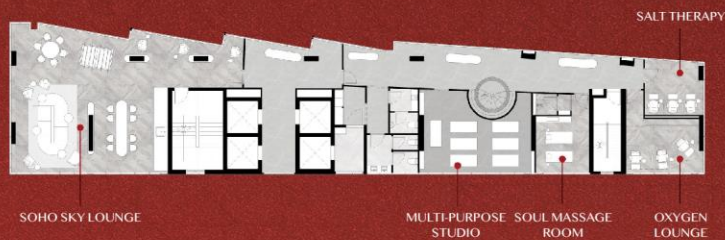
5TH - 9TH FLOOR



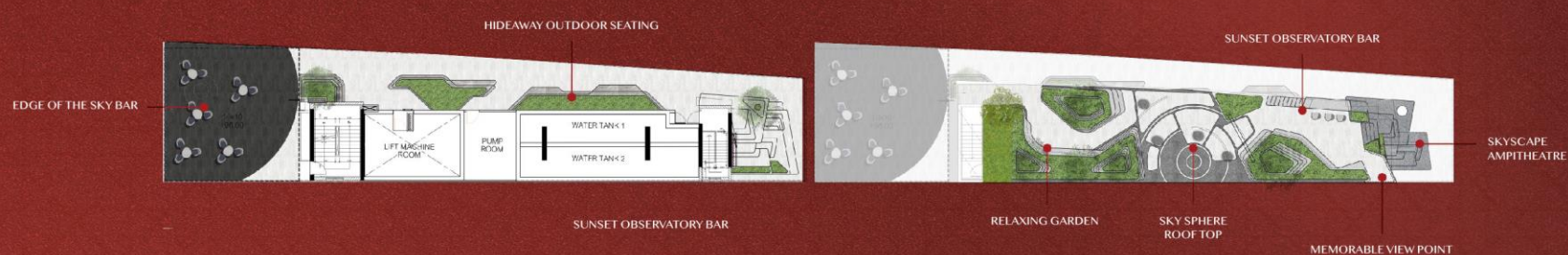
23RD FLOOR



24TH FLOOR



ROOFTOP FLOOR PLAN



*Floor plans/ Unit Layout are intended to give a general indication of the proposed floor layout only and may vary in the finished building.
 -All dimensions are not intended to form part of any contract or warranty.
 -Subject to change without prior notice.



KEY SELLING POINTS




LOCATION

200 M.* MRT HUAI KHWANG STATION



ONE & ONLY

THE FIRST
HIGH CEILING 4.25 M.* IN
RATCHADA-HUAI KHWANG



LIVE THE EXTRAORDINARY LIFE

THE COMBINATION OF
MODERN CONTEMPORARY
DESIGN INSPIRED BY THE
SHAPE OF MOON

THANK YOU

