



SOBHA SOLIS



SOBHA SOLIS





**WE NOTICE THE
SMALLEST
DETAILS.**

So you won't have to.

SOBHA
REALTY



SPEARHEADING THE SOBHA WAY!

Sobha Realty redefines the concept of luxury residential living with a repertoire of real estate projects across Dubai.

With razor-sharp focus on quality and innovation, it has created a plethora of iconic spaces such as extravagant palaces, ornate mosques, cutting edge campuses and ultra-luxurious communities with grand villas and apartments. Pioneering the 'Backward Integration' model in real estate, Sobha Realty employs in-house mastery to create a unique offering of fine living that extends beyond the customer's expectations

Backward Integration. Forward Thinking.

DESIGN

Masterfully
conceptualized.

ENGINEERING & CONTRACTING

Scrupulously refined to
perfection.

MATERIAL SOURCING

Employing cutting-edge
technology for world-class
manufacturing.

CRAFTSMANSHIP

Exquisite attention to
detail from inception to
completion.

QUALITY CONTROL

Establishing a new global
standard.

At Sobha,
we don't
exceed
international
building
standards,
we define
them.

SOBHA
REALTY

An aerial night view of Dubai, United Arab Emirates, showcasing a dense urban landscape. The skyline is dominated by numerous skyscrapers, many of which are illuminated with warm yellow and white lights. The Burj Khalifa stands prominently in the center. In the foreground, a complex network of multi-level highways and overpasses is visible, with light trails from vehicles. The sky is a deep blue with some light clouds, suggesting dusk or dawn. The overall atmosphere is one of a vibrant, modern metropolis.

A

THRIVING

In Dubai's dynamic landscape, Motor City blends cobblestone streets with sleek, modern homes, radiating an irresistible charm with seamless access to Al Qudra Road and Hessa Street. This enclave, close to Dubai Sports City and Al Barsha, bursts with energy, featuring residential towers, commercial spaces, and top-tier healthcare, education, and entertainment facilities such as Dubai Autodrome and First Avenue Mall ensuring all essentials are within reach.

METROPOLIS

FUEL YOUR LIFESTYLE



Excellent connectivity through Emirates road and Mohammad Bin Zayed Road – The most powerful corridor of UAE



Nearer to premium villa communities, renowned as the pinnacle of villa-style living, well-appreciated by an international audience



Situated near Dubai Sports City and Dubai Studio City



Dubai Autodrome, is just next door, to pump you with adrenaline rush



Plethora of dining and entertainment options in the vicinity to curb your food & fun-cravings



LIVE

WHERE

EXCELLENCE

THRIVES

Shopping Redefined,
Just Steps Away

15+ premium
shopping centres
offering luxury and
essentials

Savor the Flavour
of Luxury

Diverse restaurants
and cafes for every
taste

Wellness at Your
Doorstep

10+ hospitals and
clinics just minutes
away

Where Education
Meets Excellence

Access to 8+
reputable schools
nearby

Live Active,
Live Well

Parks, fitness
centres, and sports
facilities await

SUSTAINABLE

URBAN

GROWTH



Dubai 2040 Urban Master Plan propels Motor City into a future of unparalleled vibrancy and sustainability. Anticipate enhanced connectivity, lush green spaces, and state-of-the-art infrastructure, all designed to elevate residents' quality of life. This visionary blueprint positions Motor City as the epitome of modern living, seamlessly integrating work, leisure, and community.



GREEN TRANSIT CORRIDOR

“Dubai Green Spine” reimagining Sheikh Mohammed Bin Zayed Road (E311) into a 64-kilometer sustainable corridor, integrating green spaces and advanced mobility solutions. This transformation enhances Motor City’s connectivity while promoting eco-friendly transportation that elevates residents’ quality of life. Reducing travel times, and promoting a healthier lifestyle, significantly elevating the quality of life in Motor City.



WHERE

EVERY CORNER

PULSES

WITH LIFE

In a world that never seems to slow down, embracing a healthier lifestyle unlocks the secret to a fuller, richer life. Each morning, energy fuels not just your body but your spirit as well. Movement becomes essential, shaking off stress and keeping you connected with the world around you. It's not just about staying fit; it's about thriving, feeling alive, and making the most of every moment. In a life that's always in motion, being active is how you keep pace—and live fully.



EVERY DAY IS A
NEW OPPORTUNITY
TO EMBRACE
THE UNKNOWN

Turn curiosity into discovery, ordinary into extraordinary, mundane into magical. With twists & turns, curves & challenges, life is an adventure.

What if that lies right at your doorstep?



SOBHA SOLIS





ADVENTURE
AWAITS
AT YOUR
DOORSTEP



I N T R O D U C I N G



SOBHA SOLIS

A community that fuels your passions and invigorates you with the high-octane vibrancy of life.

Let the thrill of new experiences drive you towards a vivacious existence.

LIVE BOLDLY. LIVE FULLY.

Let your spirit race towards endless possibilities.

UNLEASH YOUR INNER ATHLETE



Enjoy a breath of fresh air while breaking a sweat at our dynamic outdoor sports courts and jogging tracks.

The community hosts a range of adrenaline-pumping activities such as outdoor rock-climbing walls, parkour park, CrossFit and calisthenics zone in the indoor gym, ensuring that residents can experience the thrill of adventure.

At Sobha Solis, your like-minded neighbours quickly turn into friends, becoming an integral part of your daily life.

Enjoy a variety of vibrant shared spaces, including cozy seating courts, an outdoor cinema, a kids' pool and play area, co-working stations, and a dog park for your furry friends.

CELEBRATE THE SPIRIT OF TOGETHERNESS





A
COMMUNITY
FULL OF
LIFE

Each day offers something new and exciting.

Delight in mouth-watering meals at the BBQ zone or host a lavish gathering at the picnic area. This community ensures you never miss a beat, providing all that you need to live life to the fullest.



A HAVEN

FOR YOUR

MIND

AND SPIRIT

At Sobha Solis book lovers can lose themselves in the well-curated library, while nature enthusiasts can take leisurely strolls through our landscaped zen gardens and jogging paths.

Nurture your inner peace and embrace a flow of positive energy at our dedicated Yoga and Meditation Zone in the indoor gym. This serene sanctuary invites you to restore balance and rejuvenate your spirit through mindful practice.

Whether you seek a moment of tranquillity or a deeper connection with yourself, our space offers a harmonious environment for yoga and meditation, helping you harmonize your aura and invigorate your soul.

BIRD'S EYE
VIEW OF
THE
THRILLING
LIFE BELOW



For the adventurous souls, our indoor racetrack viewing deck and lounge offers an intriguing and immersive experience beckoning the curious.

Here, every evening is an opportunity to unwind, recharge, and submerge yourself in moments of pure bliss.



CURATED FOR EVERY PASSION

Picture yourself under the stars, taking a refreshing dip in the leisure pool or powering through an invigorating swim in the lap pool.

For those seeking interactive thrills, our indoor gaming lounge as part of the kids play area transport you to new worlds.

Unwind with a variety of tailored entertainment options.



Discover our iconic clubhouse, where residents and visitors connect and recharge in a vibrant atmosphere. After a day of excitement, unwind in style with exquisite culinary experiences, from restaurants to a bustling plaza.

Whether you seek an elegant dining experience or a quick, flavourful bite, the diverse offerings ensure every palate is catered to.

RETAIL
THERAPY
AT
YOUR BECK
AND CALL

FROM WORKOUT TO WIND DOWN

Whether you're pushing your limits after a vigorous workout with the state-of-the-art fitness equipments or unwinding with the steam and sauna facilities at the gym, Sobha Solis offers the perfect balance of activity and relaxation.

With an array of amenities designed to cater to your wellness and social needs, you'll find everything you need to stay active, maintain a healthy lifestyle, and enjoy every moment to the fullest.





Wake up to uninterrupted panoramic views of the iconic Dubai skyline, the lush expanse of Dubai Miracle Garden and the ever-thrilling Dubai Autodrome.

Marvel at the breathtaking cityscape that unfolds before you, with every sunrise illuminating the grandeur of these renowned landmarks.

Enjoy the visual feast of vibrant gardens and the exhilarating backdrop of the racetrack, all from the comfort of your serene home.

STUNNING HORIZONS EVERY CURVE



PEEK INTO YOUR MODERN WORLD

This urban sanctuary features a collection of 1, 1.5, 2 and 3-bedroom residences spread across 4 distinct towers all set upon a shared podium exclusive to residents.

Each apartment is designed to offer spacious layouts complemented by large windows and balconies that invite ample natural light and stunning views.

TRAIN LIKE THE GUNNERS

Elevate your fitness routine with cutting-edge equipment akin to that used by Arsenal's elite athletes.

Arsenal Fitness Zone, designed in collaboration with Arsenal, offers a vibrant and dynamic environment where you can push your limits and achieve your fitness goals in style.

Immerse yourself in a space that reflects the high energy and professional standards of Arsenal's training facilities, ensuring every workout is both inspiring and effective.



GUNNERS GUNNERS
GUNNERS GUNNERS

Disclaimer: Sobha Realty will be offering an Arsenal branded fitness centre in the community, subject to continuity of the partnership of Sobha Realty & AFC, the offering will be for a defined number of years only.

A woman with long, wavy brown hair is sitting on a grey sectional sofa, reading an open book. She is wearing a light-colored, long-sleeved sweater and matching trousers. The room is modern and bright, with large floor-to-ceiling windows in the background. The windows offer a view of a cityscape with buildings and a clear blue sky. A potted plant is visible behind the sofa, and a lamp is on a side table. The overall atmosphere is calm and serene.

YOUR HOME

A PEACEFUL SANCTUARY

A constant steady hum fills the bustling community of Motor City - a sound reminiscent of lively conversations in a restaurant or the background murmur of an office. This noise can be unwanted to most, subtly disturbing the peace you seek in your home.

We understand that your home should be a sanctuary of calm. We know that a sound as gentle as a bird's song or the quiet hush of a library—would bring the tranquillity you deserve. Committed to restoring that sense of peace, Sobha Realty has partnered with an external specialist to transform your living environment. Together, we're working to soften the soundscape, turning what was once a vibrant buzz into a serene backdrop, so you can finally enjoy the quiet comfort that defines a true home.

RETAIL





PODIUM

SOBHA

ENTRANCE



LOBBY DROP-OFF



LOUNGE OVERLOOKING LEISURE POOL



SUNKEN PODIUM WITH LEISURE POOL





PLANS

LOCATION PLAN



THE WORLD ISLANDS

PALM JUMEIRAH

BURJ AL ARAB

BURJ KHALIFA

AIN DUBAI

JUMEIRAH

BUR DUBAI

SOBHA SEAHAVEN

SOBHA S-TOWER

UMM SUQEIM

SOBHA REALTY METRO STATION

JEBEL ALI

SOBHA VERDE

AL QUOZ INDUSTRIAL AREA

THE DUBAI MALL

DUBAI INTERNATIONAL AIRPORT

AL BARSHA

AL KHAIL ROAD

SOBHA HARTLAND

DUBAI INVESTMENTS PARK

MOTOR CITY

SOBHA SOLIS

SOBHA ORBIS

SOBHA HARTLAND II

NAD AL SHEBA

SOBHA ONE

DUBAI CREEK HARBOUR

RASHIDIYA

EXPO 2020 DUBAI UAE

SHEIKH MOHAMMED BIN ZAYED ROAD

SOBHA RESERVE

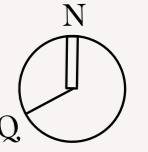
DUBAI SILICON OASIS

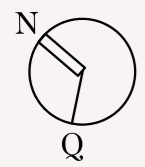
INTERNATIONAL CITY

AL MAKTOUM INTERNATIONAL AIRPORT



MASTER PLAN





SITE PLAN

STAY BY LATINEM



LEAVE THE DETAILS TO US

A comprehensive property management solution that takes care of everything, from onboarding to day-to-day operations.

SERVICES INCLUDE:

- Listing your property across multiple holiday platforms
- Dynamic pricing strategies designed to maximize your earnings.

Our goal is simple: to ensure you achieve the highest possible returns with minimal effort.

TYPES OF SERVICES WE PROVIDE TO HOMEOWNERS:

- Owner dashboard and app
- Professional photography of apartment
- Payment of tourism tax
- Monthly reports
- Daily pricing
- DTCM registration
- Housekeeping & upkeep
- Organizing maintenance
- Client relationship manager
- Guest vetting

TYPES OF SERVICES WE PROVIDE TO GUESTS

- World class community stay
- Luxury linens and towels
- Premium amenities
- Quick communication
- Personalized Check-in/Check-Out

Stay by Latinem, commits on delivering exceptional service to both property owners and guests, ensuring that every stay is a memorable one.





FLOOR & UNIT PLANS

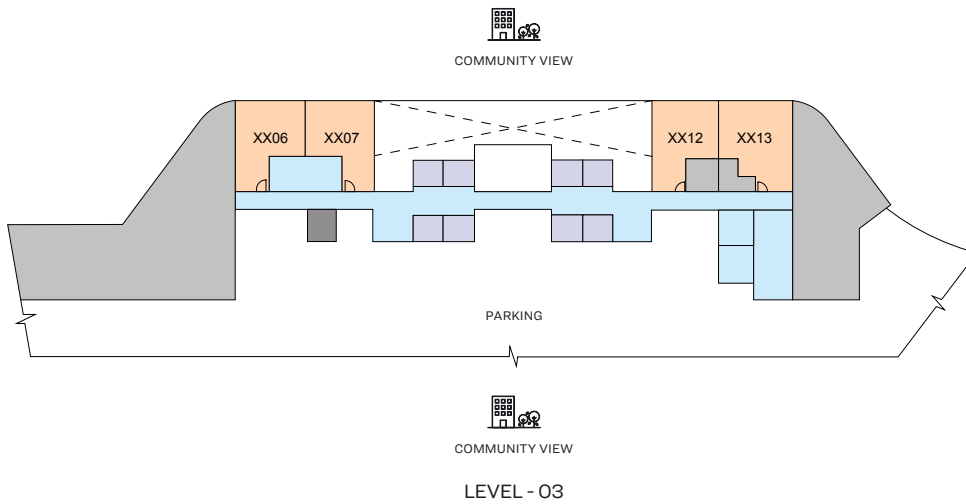
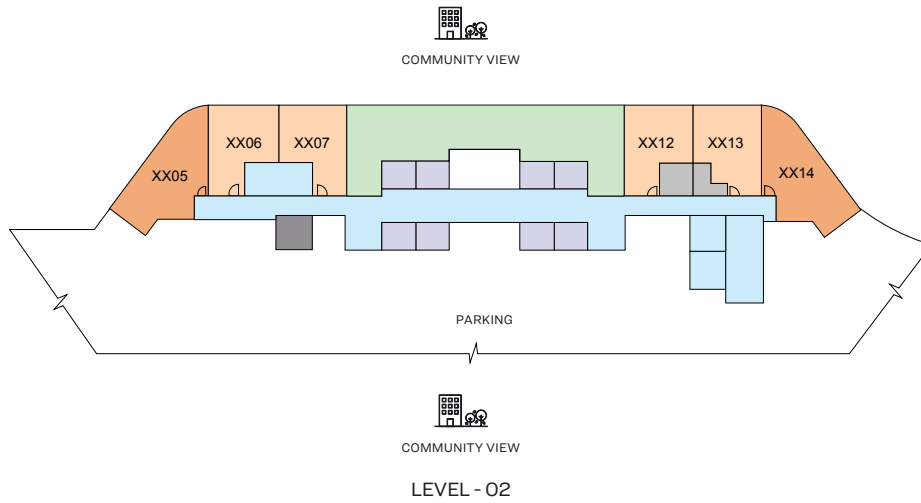
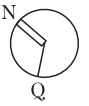
TOWER C



SOBHA SOLIS

FLOOR PLAN LAYOUT

TOWER C - SOBHA SOLIS

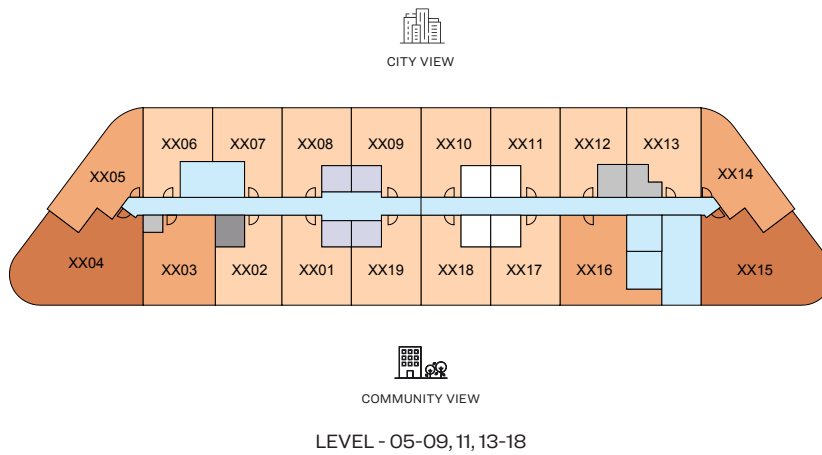
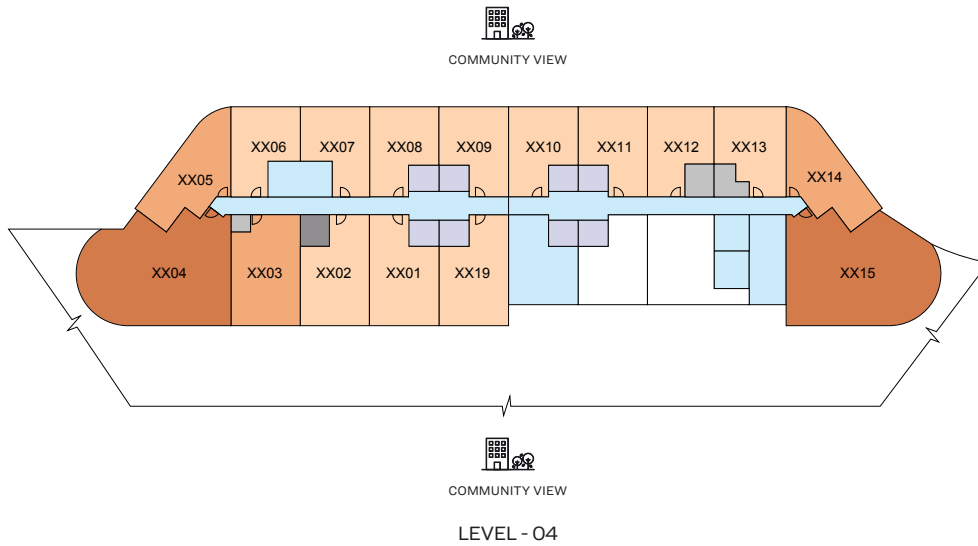
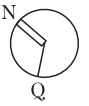


- 1 BED UNIT
- LANDSCAPE
- CIRCULATION
- LIFTS
- 1.5 BED UNIT
- SERVICES
- GARBAGE ROOM

DISCLAIMER: PLOT PROFILE, GARBAGE ROOM & SWIMMING POOL PARAMETERS WILL VARY FROM PLOT TO PLOT. THE ABOVE AS SHOWN IN THE PLANS ARE INDICATIVE. PLANS, DETAILS AND UNIT ORIENTATION INCLUDED ARE INDICATIVE ONLY AND ARE SUBJECT TO CHANGE BY THE DEVELOPER/SELLER AT ITS SOLE DISCRETION WITHOUT NOTICE AND/OR LIABILITY. ALL IMAGES, INCLUDING FEATURES, FINISHES, FURNISHINGS, VIEW AND SCALE ARE ILLUSTRATIVE ONLY. FINAL AREAS, ORIENTATION, DIMENSIONS, LAYOUT AND MATERIALS MAY DIFFER FROM THOSE STATED.

FLOOR PLAN LAYOUT

TOWER C - SOBHA SOLIS

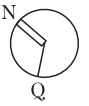


- | | | | |
|--|--|---|--|
| 1 BED UNIT | 2 BED UNIT | CIRCULATION | LIFTS |
| 1.5 BED UNIT | | SERVICES | GARBAGE ROOM |

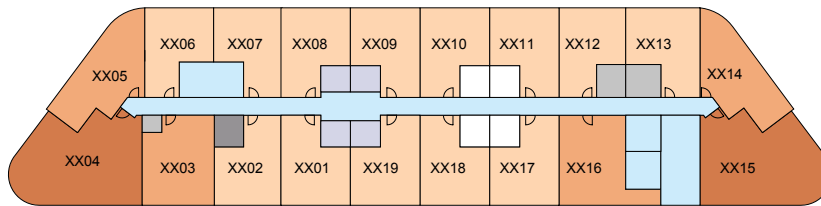
DISCLAIMER: PLOT PROFILE, GARBAGE ROOM & SWIMMING POOL PARAMETERS WILL VARY FROM PLOT TO PLOT. THE ABOVE AS SHOWN IN THE PLANS ARE INDICATIVE. PLANS, DETAILS AND UNIT ORIENTATION INCLUDED ARE INDICATIVE ONLY AND ARE SUBJECT TO CHANGE BY THE DEVELOPER/SELLER AT ITS SOLE DISCRETION WITHOUT NOTICE AND/OR LIABILITY. ALL IMAGES, INCLUDING FEATURES, FINISHES, FURNISHINGS, VIEW AND SCALE ARE ILLUSTRATIVE ONLY. FINAL AREAS, ORIENTATION, DIMENSIONS, LAYOUT AND MATERIALS MAY DIFFER FROM THOSE STATED.

FLOOR PLAN LAYOUT

TOWER C - SOBHA SOLIS



CITY VIEW

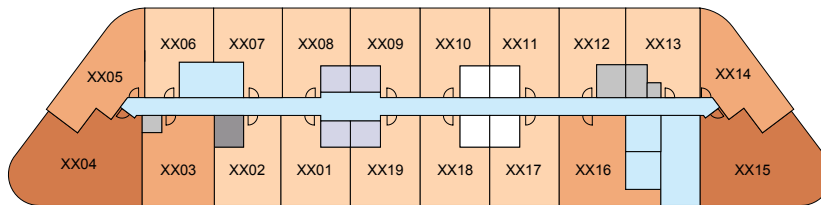


COMMUNITY VIEW

LEVEL - 10



CITY VIEW



COMMUNITY VIEW

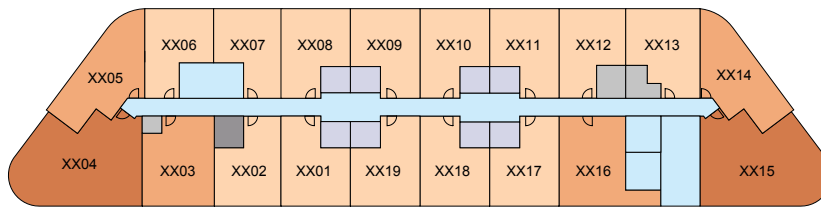
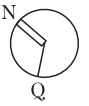
LEVEL - 12

- 1 BED UNIT
- 2 BED UNIT
- CIRCULATION
- LIFTS
- 1.5 BED UNIT
- SERVICES
- GARBAGE ROOM

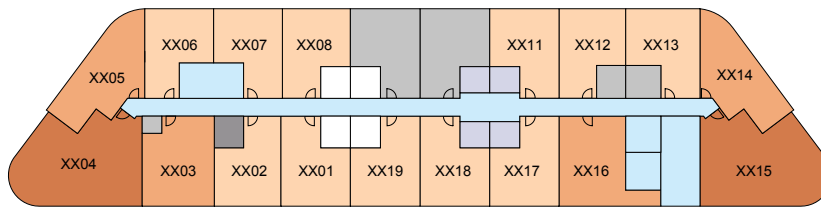
DISCLAIMER: PLOT PROFILE, GARBAGE ROOM & SWIMMING POOL PARAMETERS WILL VARY FROM PLOT TO PLOT. THE ABOVE AS SHOWN IN THE PLANS ARE INDICATIVE. PLANS, DETAILS AND UNIT ORIENTATION INCLUDED ARE INDICATIVE ONLY AND ARE SUBJECT TO CHANGE BY THE DEVELOPER/SELLER AT ITS SOLE DISCRETION WITHOUT NOTICE AND/OR LIABILITY. ALL IMAGES, INCLUDING FEATURES, FINISHES, FURNISHINGS, VIEW AND SCALE ARE ILLUSTRATIVE ONLY. FINAL AREAS, ORIENTATION, DIMENSIONS, LAYOUT AND MATERIALS MAY DIFFER FROM THOSE STATED.

FLOOR PLAN LAYOUT

TOWER C - SOBHA SOLIS



LEVEL - 19



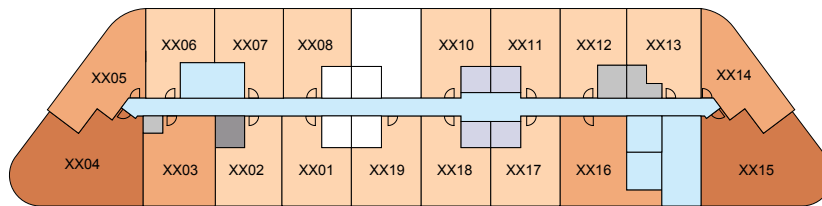
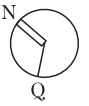
LEVEL - 20

- 1 BED UNIT
- 2 BED UNIT
- CIRCULATION
- LIFTS
- 1.5 BED UNIT
- SERVICES
- GARBAGE ROOM

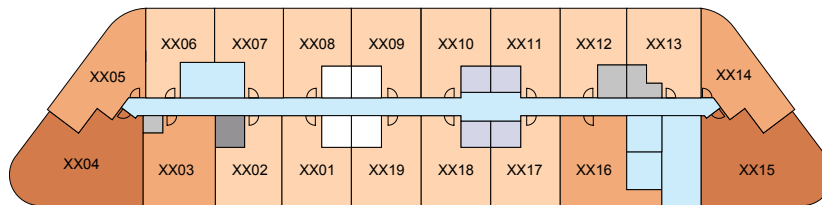
DISCLAIMER: PLOT PROFILE, GARBAGE ROOM & SWIMMING POOL PARAMETERS WILL VARY FROM PLOT TO PLOT. THE ABOVE AS SHOWN IN THE PLANS ARE INDICATIVE. PLANS, DETAILS AND UNIT ORIENTATION INCLUDED ARE INDICATIVE ONLY AND ARE SUBJECT TO CHANGE BY THE DEVELOPER/SELLER AT ITS SOLE DISCRETION WITHOUT NOTICE AND/OR LIABILITY. ALL IMAGES, INCLUDING FEATURES, FINISHES, FURNISHINGS, VIEW AND SCALE ARE ILLUSTRATIVE ONLY. FINAL AREAS, ORIENTATION, DIMENSIONS, LAYOUT AND MATERIALS MAY DIFFER FROM THOSE STATED.

FLOOR PLAN LAYOUT

TOWER C - SOBHA SOLIS



LEVEL - 21



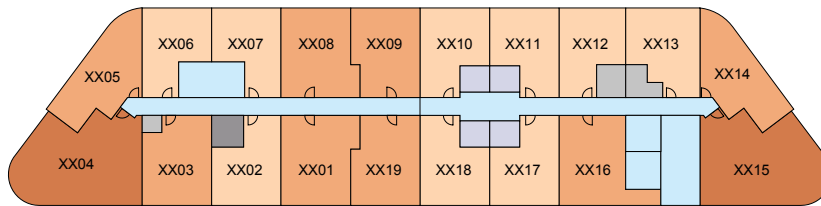
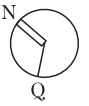
LEVEL - 22

- 1 BED UNIT
- 2 BED UNIT
- CIRCULATION
- LIFTS
- 1.5 BED UNIT
- SERVICES
- GARBAGE ROOM

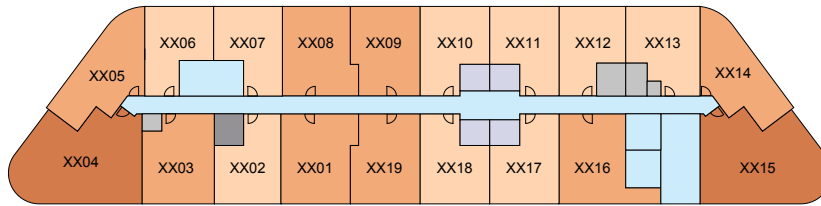
DISCLAIMER: PLOT PROFILE, GARBAGE ROOM & SWIMMING POOL PARAMETERS WILL VARY FROM PLOT TO PLOT. THE ABOVE AS SHOWN IN THE PLANS ARE INDICATIVE. PLANS, DETAILS AND UNIT ORIENTATION INCLUDED ARE INDICATIVE ONLY AND ARE SUBJECT TO CHANGE BY THE DEVELOPER/SELLER AT ITS SOLE DISCRETION WITHOUT NOTICE AND/OR LIABILITY. ALL IMAGES, INCLUDING FEATURES, FINISHES, FURNISHINGS, VIEW AND SCALE ARE ILLUSTRATIVE ONLY. FINAL AREAS, ORIENTATION, DIMENSIONS, LAYOUT AND MATERIALS MAY DIFFER FROM THOSE STATED.

FLOOR PLAN LAYOUT

TOWER C - SOBHA SOLIS



LEVEL - 23, 25-29, 31



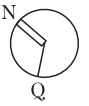
LEVEL - 24

- 1 BED UNIT
- 2 BED UNIT
- CIRCULATION
- LIFTS
- 1.5 BED UNIT
- SERVICES
- GARBAGE ROOM

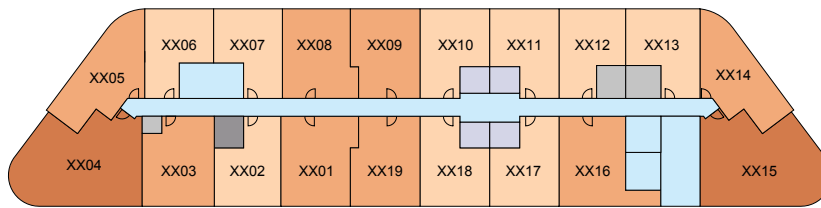
DISCLAIMER: PLOT PROFILE, GARBAGE ROOM & SWIMMING POOL PARAMETERS WILL VARY FROM PLOT TO PLOT. THE ABOVE AS SHOWN IN THE PLANS ARE INDICATIVE. PLANS, DETAILS AND UNIT ORIENTATION INCLUDED ARE INDICATIVE ONLY AND ARE SUBJECT TO CHANGE BY THE DEVELOPER/SELLER AT ITS SOLE DISCRETION WITHOUT NOTICE AND/OR LIABILITY. ALL IMAGES, INCLUDING FEATURES, FINISHES, FURNISHINGS, VIEW AND SCALE ARE ILLUSTRATIVE ONLY. FINAL AREAS, ORIENTATION, DIMENSIONS, LAYOUT AND MATERIALS MAY DIFFER FROM THOSE STATED.

FLOOR PLAN LAYOUT

TOWER C - SOBHA SOLIS



CITY VIEW



COMMUNITY VIEW

LEVEL - 30

- | | | | |
|--------------|------------|-------------|--------------|
| 1 BED UNIT | 2 BED UNIT | CIRCULATION | LIFTS |
| 1.5 BED UNIT | | SERVICES | GARBAGE ROOM |

DISCLAIMER: PLOT PROFILE, GARBAGE ROOM & SWIMMING POOL PARAMETERS WILL VARY FROM PLOT TO PLOT. THE ABOVE AS SHOWN IN THE PLANS ARE INDICATIVE. PLANS, DETAILS AND UNIT ORIENTATION INCLUDED ARE INDICATIVE ONLY AND ARE SUBJECT TO CHANGE BY THE DEVELOPER/SELLER AT ITS SOLE DISCRETION WITHOUT NOTICE AND/OR LIABILITY. ALL IMAGES, INCLUDING FEATURES, FINISHES, FURNISHINGS, VIEW AND SCALE ARE ILLUSTRATIVE ONLY. FINAL AREAS, ORIENTATION, DIMENSIONS, LAYOUT AND MATERIALS MAY DIFFER FROM THOSE STATED.

1 BEDROOM APARTMENT

TYPE A (with balcony)

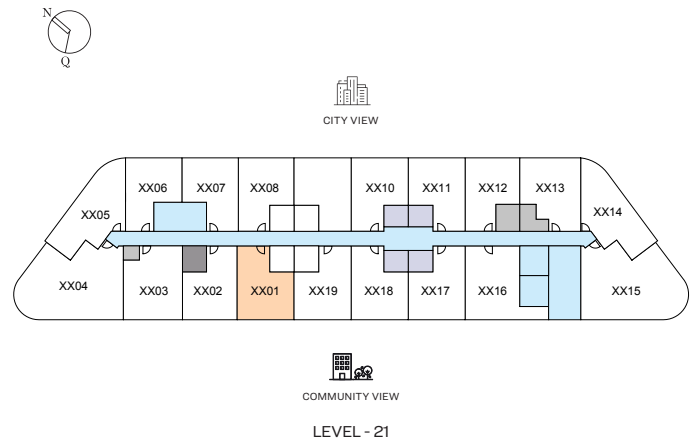
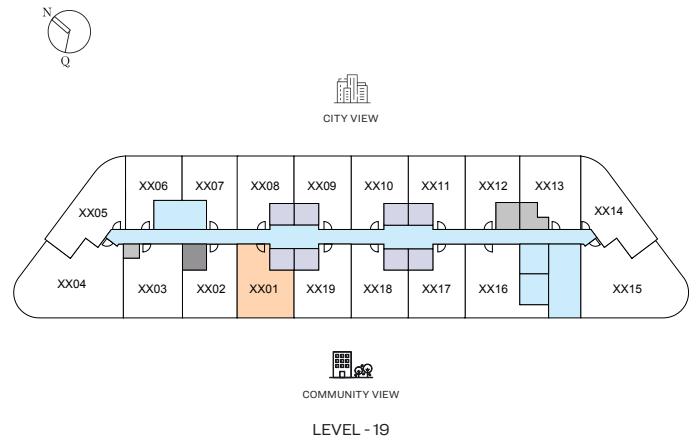
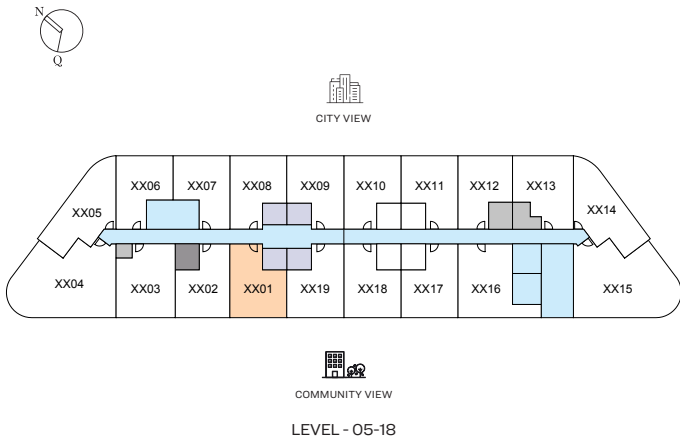
TOTAL SALEABLE AREA

SUITE = 490.62 SQ.FT.

BALCONY = 54.36 SQ.FT.

TOTAL = 544.98 SQ.FT.

 UNIT



List of unit numbers with this unit plan:

VIEWS

Community view, Amenity view

C501, C601, C701, C801, C901, C1001

Community view

C1101, C1201, C1301, C1401, C1501, C1601, C1701, C1801, C1901, C2001, C2101, C2201

DISCLAIMER: PLOT PROFILE, GARBAGE ROOM & SWIMMING POOL PARAMETERS WILL VARY FROM PLOT TO PLOT. THE ABOVE AS SHOWN IN THE PLANS ARE INDICATIVE. PLANS, DETAILS AND UNIT ORIENTATION INCLUDED ARE INDICATIVE ONLY AND ARE SUBJECT TO CHANGE BY THE DEVELOPER/SELLER AT ITS SOLE DISCRETION WITHOUT NOTICE AND/OR LIABILITY. ALL IMAGES, INCLUDING FEATURES, FINISHES, FURNISHINGS, VIEW AND SCALE ARE ILLUSTRATIVE ONLY. FINAL AREAS, ORIENTATION, DIMENSIONS, LAYOUT AND MATERIALS MAY DIFFER FROM THOSE STATED.

1 BEDROOM APARTMENT

TYPE A (with balcony)

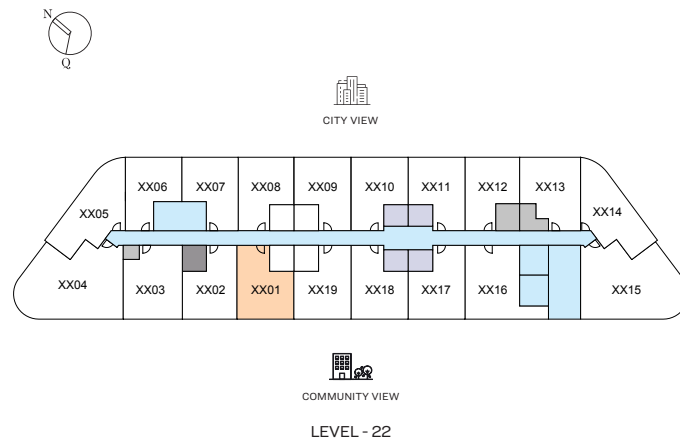
TOTAL SALEABLE AREA

SUITE = 490.62 SQ.FT.

BALCONY = 54.36 SQ.FT.

TOTAL = 544.98 SQ.FT.

 UNIT



List of unit numbers with this unit plan:

VIEWS

Community view, Amenity view

C501, C601, C701, C801, C901, C1001

Community view

C1101, C1201, C1301, C1401, C1501, C1601, C1701, C1801, C1901, C2001, C2101, C2201

DISCLAIMER: PLOT PROFILE, GARBAGE ROOM & SWIMMING POOL PARAMETERS WILL VARY FROM PLOT TO PLOT. THE ABOVE AS SHOWN IN THE PLANS ARE INDICATIVE. PLANS, DETAILS AND UNIT ORIENTATION INCLUDED ARE INDICATIVE ONLY AND ARE SUBJECT TO CHANGE BY THE DEVELOPER/SELLER AT ITS SOLE DISCRETION WITHOUT NOTICE AND/OR LIABILITY. ALL IMAGES, INCLUDING FEATURES, FINISHES, FURNISHINGS, VIEW AND SCALE ARE ILLUSTRATIVE ONLY. FINAL AREAS, ORIENTATION, DIMENSIONS, LAYOUT AND MATERIALS MAY DIFFER FROM THOSE STATED.

1 BEDROOM APARTMENT

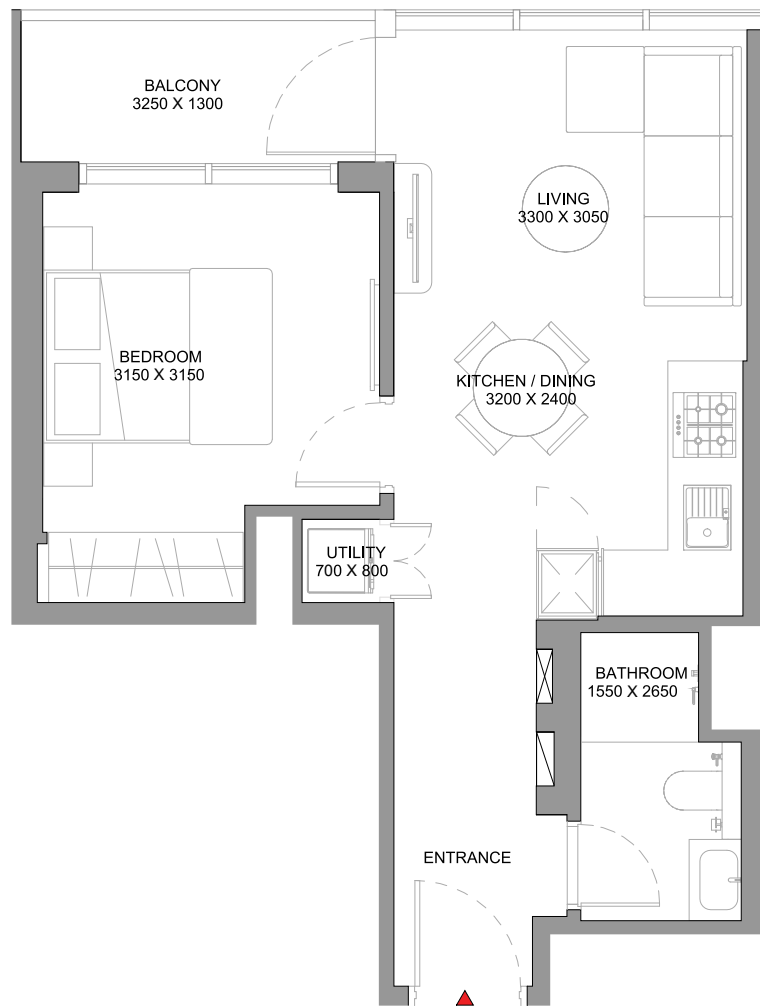
TYPE A (with balcony)

TOTAL SALEABLE AREA

SUITE = 490.62 SQ.FT.

BALCONY = 54.36 SQ.FT.

TOTAL = 544.98 SQ.FT.



List of unit numbers with this unit plan:

VIEWS

Community view, Amenity view

C501, C601, C701, C801, C901, C1001

Community view

C1101, C1201, C1301, C1401, C1501, C1601, C1701, C1801, C1901, C2001, C2101, C2201



1 BEDROOM APARTMENT

TYPE A - VARIANT 1 (with balcony)

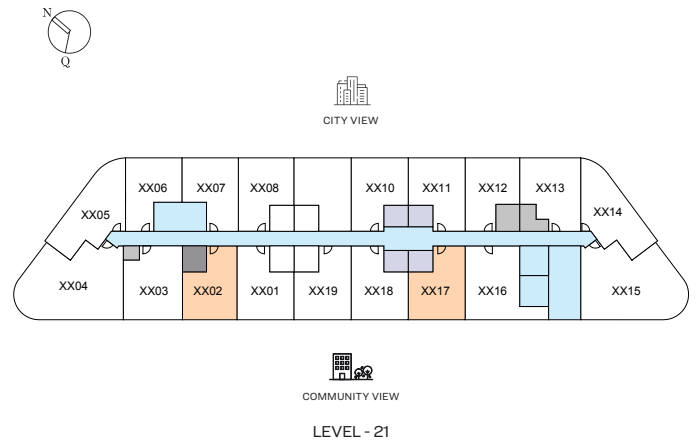
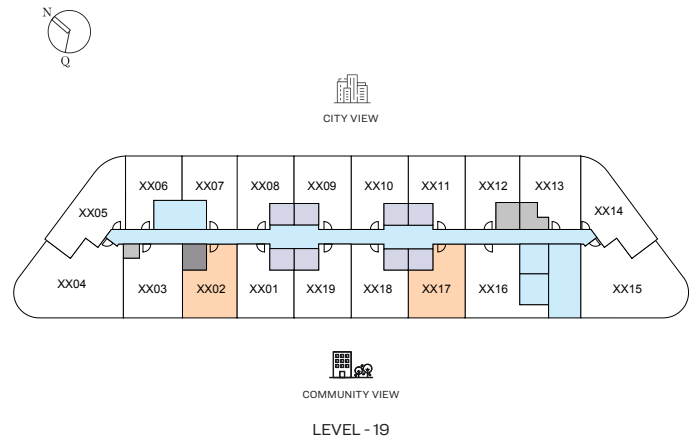
TOTAL SALEABLE AREA

SUITE RANGE = 490.83 SQ.FT. - 494.39 SQ.FT.

BALCONY = 54.36 SQ.FT.

TOTAL RANGE = 545.19 SQ.FT. - 548.75 SQ.FT.

 UNIT



List of unit numbers with this unit plan:

VIEWS

Community view, Amenity view

C502, C517, C602, C617, C702, C717, C802, C817, C902, C917, C1002, C1017

Community view

C1102, C1117, C1202, C1217, C1302, C1317, C1402, C1417, C1502, C1517, C1602, C1617, C1702, C1717, C1802, C1817, C1902, C1917, C2002, C2017, C2102, C2117, C2202, C2217, C2302, C2317, C2402, C2417, C2502, C2517, C2602, C2617, C2702, C2717, C2802, C2817, C2902, C2917, C3002, C3017, C3102, C3117

DISCLAIMER: PLOT PROFILE, GARBAGE ROOM & SWIMMING POOL PARAMETERS WILL VARY FROM PLOT TO PLOT. THE ABOVE AS SHOWN IN THE PLANS ARE INDICATIVE. PLANS, DETAILS AND UNIT ORIENTATION INCLUDED ARE INDICATIVE ONLY AND ARE SUBJECT TO CHANGE BY THE DEVELOPER/SELLER AT ITS SOLE DISCRETION WITHOUT NOTICE AND/OR LIABILITY. ALL IMAGES, INCLUDING FEATURES, FINISHES, FURNISHINGS, VIEW AND SCALE ARE ILLUSTRATIVE ONLY. FINAL AREAS, ORIENTATION, DIMENSIONS, LAYOUT AND MATERIALS MAY DIFFER FROM THOSE STATED.

1 BEDROOM APARTMENT

TYPE A - VARIANT 1 (with balcony)

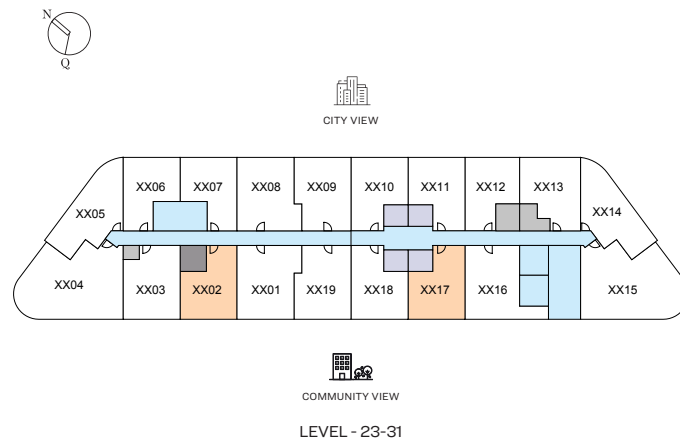
TOTAL SALEABLE AREA

SUITE RANGE = 490.83 SQ.FT. - 494.39 SQ.FT.

BALCONY = 54.36 SQ.FT.

TOTAL RANGE = 545.19 SQ.FT. - 548.75 SQ.FT.

 UNIT



List of unit numbers with this unit plan:

VIEWS

Community view, Amenity view

C502, C517, C602, C617, C702, C717, C802, C817, C902, C917, C1002, C1017

Community view

C1102, C1117, C1202, C1217, C1302, C1317, C1402, C1417, C1502, C1517, C1602, C1617, C1702, C1717, C1802, C1817, C1902, C1917, C2002, C2017, C2102, C2117, C2202, C2217, C2302, C2317, C2402, C2417, C2502, C2517, C2602, C2617, C2702, C2717, C2802, C2817, C2902, C2917, C3002, C3017, C3102, C3117

DISCLAIMER: PLOT PROFILE, GARBAGE ROOM & SWIMMING POOL PARAMETERS WILL VARY FROM PLOT TO PLOT. THE ABOVE AS SHOWN IN THE PLANS ARE INDICATIVE. PLANS, DETAILS AND UNIT ORIENTATION INCLUDED ARE INDICATIVE ONLY AND ARE SUBJECT TO CHANGE BY THE DEVELOPER/SELLER AT ITS SOLE DISCRETION WITHOUT NOTICE AND/OR LIABILITY. ALL IMAGES, INCLUDING FEATURES, FINISHES, FURNISHINGS, VIEW AND SCALE ARE ILLUSTRATIVE ONLY. FINAL AREAS, ORIENTATION, DIMENSIONS, LAYOUT AND MATERIALS MAY DIFFER FROM THOSE STATED.

1 BEDROOM APARTMENT

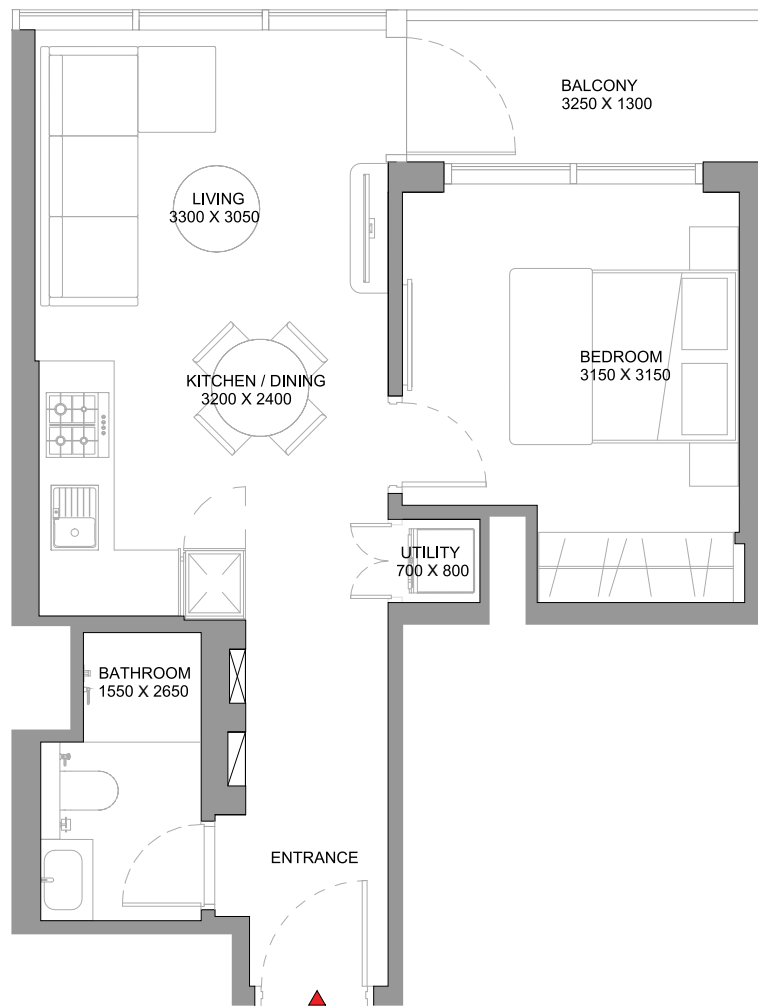
TYPE A - VARIANT 1 (with balcony)

TOTAL SALEABLE AREA

SUITE RANGE = 490.83 SQ.FT. - 494.39 SQ.FT.

BALCONY = 54.36 SQ.FT.

TOTAL RANGE = 545.19 SQ.FT. - 548.75 SQ.FT.



List of unit numbers with this unit plan:

VIEWS

Community view, Amenity view

C502, C517, C602, C617, C702, C717, C802, C817, C902, C917, C1002, C1017

Community view

C1102, C1117, C1202, C1217, C1302, C1317, C1402, C1417, C1502, C1517, C1602, C1617, C1702, C1717, C1802, C1817, C1902, C1917, C2002, C2017, C2102, C2117, C2202, C2217, C2302, C2317, C2402, C2417, C2502, C2517, C2602, C2617, C2702, C2717, C2802, C2817, C2902, C2917, C3002, C3017, C3102, C3117

DISCLAIMER: PLOT PROFILE, GARBAGE ROOM & SWIMMING POOL PARAMETERS WILL VARY FROM PLOT TO PLOT. THE ABOVE AS SHOWN IN THE PLANS ARE INDICATIVE. PLANS, DETAILS AND UNIT ORIENTATION INCLUDED ARE INDICATIVE ONLY AND ARE SUBJECT TO CHANGE BY THE DEVELOPER/SELLER AT ITS SOLE DISCRETION WITHOUT NOTICE AND/OR LIABILITY. ALL IMAGES, INCLUDING FEATURES, FINISHES, FURNISHINGS, VIEW AND SCALE ARE ILLUSTRATIVE ONLY. FINAL AREAS, ORIENTATION, DIMENSIONS, LAYOUT AND MATERIALS MAY DIFFER FROM THOSE STATED.



1 BEDROOM APARTMENT

TYPE A - VARIANT 2 (with balcony)

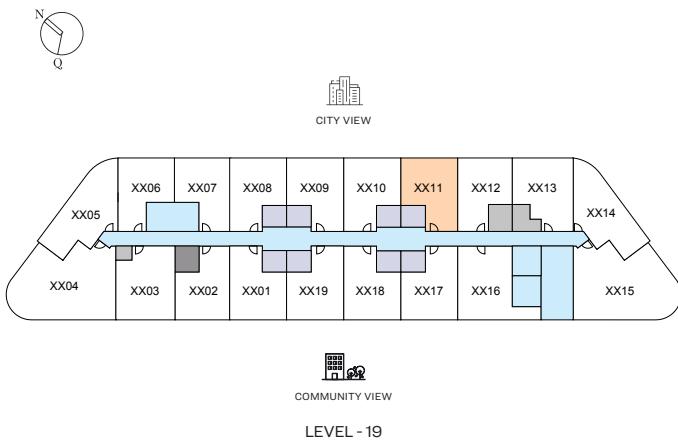
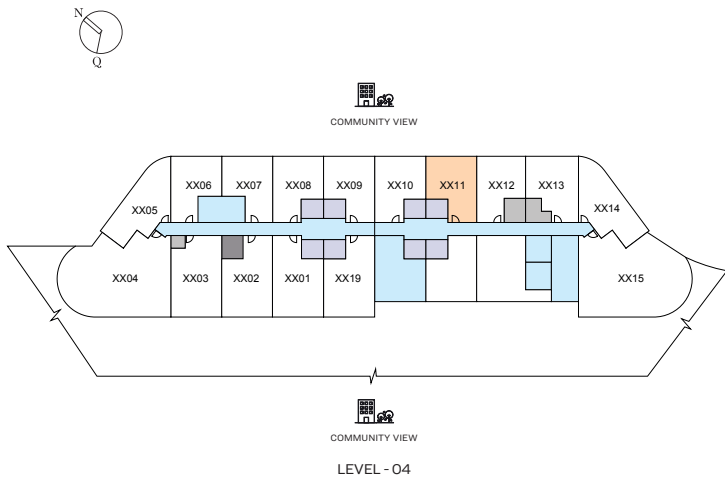
TOTAL SALEABLE AREA

SUITE RANGE = 490.30 SQ.FT. - 492.77 SQ.FT.

BALCONY RANGE = 52.64 SQ.FT. - 54.36 SQ.FT.

TOTAL RANGE = 544.66 SQ.FT. - 545.41 SQ.FT.

 UNIT



List of unit numbers with this unit plan:

VIEWS

Community View

C411

City View

C511, C611, C711, C811, C911, C1011

City View, Villa Community

C1111, C1211, C1311, C1411, C1511, C1611, C1711, C1811, C1911, C2011, C2111, C2211, C2311, C2411, C2511, C2611, C2711, C2811, C2911, C3011, C3111

DISCLAIMER: PLOT PROFILE, GARBAGE ROOM & SWIMMING POOL PARAMETERS WILL VARY FROM PLOT TO PLOT. THE ABOVE AS SHOWN IN THE PLANS ARE INDICATIVE. PLANS, DETAILS AND UNIT ORIENTATION INCLUDED ARE INDICATIVE ONLY AND ARE SUBJECT TO CHANGE BY THE DEVELOPER/SELLER AT ITS SOLE DISCRETION WITHOUT NOTICE AND/OR LIABILITY. ALL IMAGES, INCLUDING FEATURES, FINISHES, FURNISHINGS, VIEW AND SCALE ARE ILLUSTRATIVE ONLY. FINAL AREAS, ORIENTATION, DIMENSIONS, LAYOUT AND MATERIALS MAY DIFFER FROM THOSE STATED.

1 BEDROOM APARTMENT

TYPE A - VARIANT 2 (with balcony)

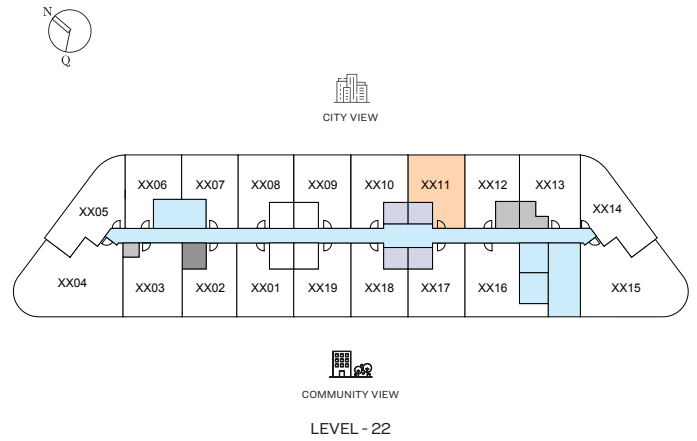
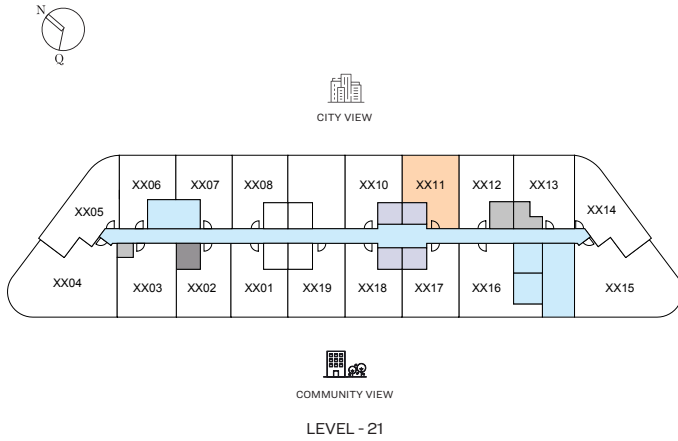
TOTAL SALEABLE AREA

SUITE RANGE = 490.30 SQ.FT. - 492.77 SQ.FT.

BALCONY RANGE = 52.64 SQ.FT. - 54.36 SQ.FT.

TOTAL RANGE = 544.66 SQ.FT. - 545.41 SQ.FT.

 UNIT



List of unit numbers with this unit plan:

VIEWS

Community View

C411

City View

C511, C611, C711, C811, C911, C1011

City View, Villa Community

C1111, C1211, C1311, C1411, C1511, C1611, C1711, C1811, C1911, C2011, C2111, C2211, C2311, C2411, C2511, C2611, C2711, C2811, C2911, C3011, C3111

DISCLAIMER: PLOT PROFILE, GARBAGE ROOM & SWIMMING POOL PARAMETERS WILL VARY FROM PLOT TO PLOT. THE ABOVE AS SHOWN IN THE PLANS ARE INDICATIVE. PLANS, DETAILS AND UNIT ORIENTATION INCLUDED ARE INDICATIVE ONLY AND ARE SUBJECT TO CHANGE BY THE DEVELOPER/SELLER AT ITS SOLE DISCRETION WITHOUT NOTICE AND/OR LIABILITY. ALL IMAGES, INCLUDING FEATURES, FINISHES, FURNISHINGS, VIEW AND SCALE ARE ILLUSTRATIVE ONLY. FINAL AREAS, ORIENTATION, DIMENSIONS, LAYOUT AND MATERIALS MAY DIFFER FROM THOSE STATED.

1 BEDROOM APARTMENT

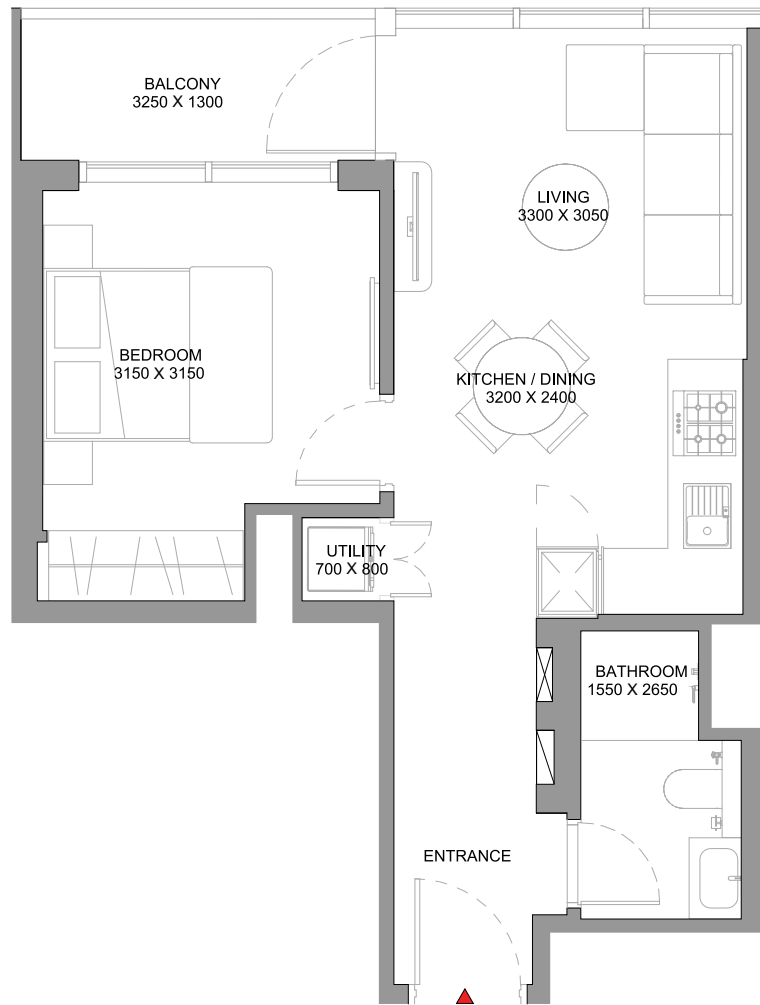
TYPE A - VARIANT 2 (with balcony)

TOTAL SALEABLE AREA

SUITE RANGE = 490.30 SQ.FT. - 492.77 SQ.FT.

BALCONY RANGE = 52.64 SQ.FT. - 54.36 SQ.FT.

TOTAL RANGE = 544.66 SQ.FT. - 545.41 SQ.FT.



List of unit numbers with this unit plan:

VIEWS

Community View
C411

City View
C511, C611, C711, C811, C911, C1011

City View, Villa Community
C1111, C1211, C1311, C1411, C1511, C1611, C1711, C1811, C1911, C2011, C2111, C2211, C2311, C2411, C2511, C2611, C2711, C2811, C2911, C3011, C3111



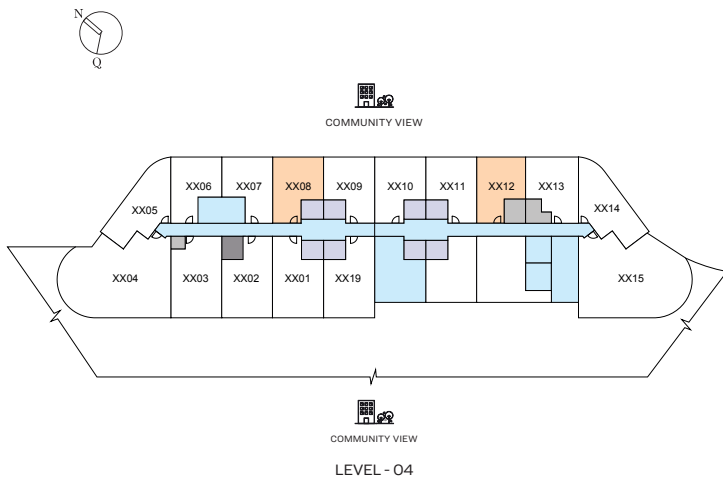
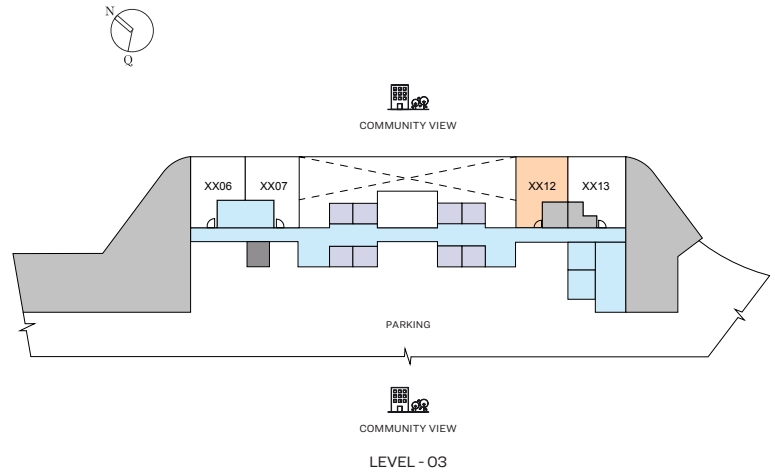
1 BEDROOM APARTMENT

TYPE A - VARIANT 3 (with balcony)

TOTAL SALEABLE AREA

SUITE RANGE = 488.14 SQ.FT. - 491.91 SQ.FT.
 BALCONY RANGE = 52.85 SQ.FT. - 54.36 SQ.FT.
 TOTAL RANGE = 542.50 SQ.FT. - 544.76 SQ.FT.

 UNIT



List of unit numbers with this unit plan:

VIEWS

Community View

C212, C312, C408, C412

City View

C508, C512, C608, C612, C708, C712, C808, C812, C908, C912, C1008, C1012

City View, Villa Community

C1108, C1112, C1208, C1212, C1308, C1312, C1408, C1412, C1508, C1512, C1608, C1612, C1708, C1712, C1808, C1812, C1908, C1912, C2008, C2012, C2108, C2112, C2208, C2212, C2312, C2412, C2512, C2612, C2712, C2812, C2912, C3012, C3112

DISCLAIMER: PLOT PROFILE, GARBAGE ROOM & SWIMMING POOL PARAMETERS WILL VARY FROM PLOT TO PLOT. THE ABOVE AS SHOWN IN THE PLANS ARE INDICATIVE. PLANS, DETAILS AND UNIT ORIENTATION INCLUDED ARE INDICATIVE ONLY AND ARE SUBJECT TO CHANGE BY THE DEVELOPER/SELLER AT ITS SOLE DISCRETION WITHOUT NOTICE AND/OR LIABILITY. ALL IMAGES, INCLUDING FEATURES, FINISHES, FURNISHINGS, VIEW AND SCALE ARE ILLUSTRATIVE ONLY. FINAL AREAS, ORIENTATION, DIMENSIONS, LAYOUT AND MATERIALS MAY DIFFER FROM THOSE STATED.

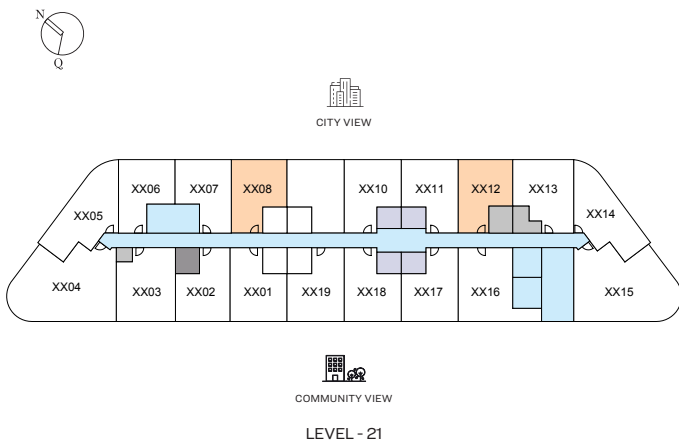
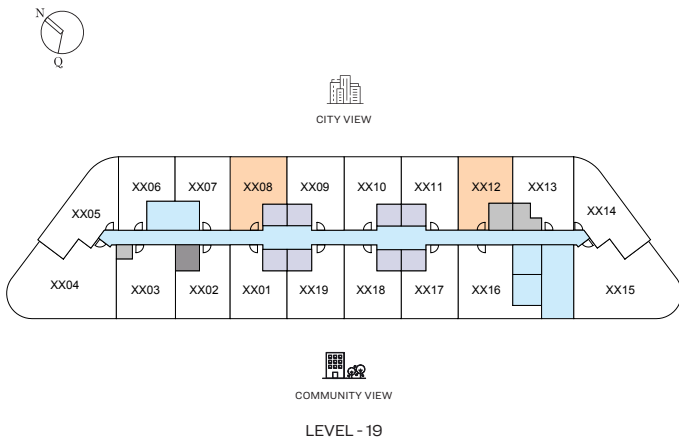
1 BEDROOM APARTMENT

TYPE A - VARIANT 3 (with balcony)

TOTAL SALEABLE AREA

SUITE RANGE = 488.14 SQ.FT. - 491.91 SQ.FT.
 BALCONY RANGE = 52.85 SQ.FT. - 54.36 SQ.FT.
 TOTAL RANGE = 542.50 SQ.FT. - 544.76 SQ.FT.

 UNIT



List of unit numbers with this unit plan:

VIEWS

Community View
 C212, C312, C408, C412

City View
 C508, C512, C608, C612, C708, C712, C808, C812, C908, C912, C1008, C1012

City View, Villa Community
 C1108, C1112, C1208, C1212, C1308, C1312, C1408, C1412, C1508, C1512, C1608, C1612, C1708, C1712, C1808, C1812, C1908, C1912, C2008, C2012, C2108, C2112, C2208, C2212, C2312, C2412, C2512, C2612, C2712, C2812, C2912, C3012, C3112

DISCLAIMER: PLOT PROFILE, GARBAGE ROOM & SWIMMING POOL PARAMETERS WILL VARY FROM PLOT TO PLOT. THE ABOVE AS SHOWN IN THE PLANS ARE INDICATIVE. PLANS, DETAILS AND UNIT ORIENTATION INCLUDED ARE INDICATIVE ONLY AND ARE SUBJECT TO CHANGE BY THE DEVELOPER/SELLER AT ITS SOLE DISCRETION WITHOUT NOTICE AND/OR LIABILITY. ALL IMAGES, INCLUDING FEATURES, FINISHES, FURNISHINGS, VIEW AND SCALE ARE ILLUSTRATIVE ONLY. FINAL AREAS, ORIENTATION, DIMENSIONS, LAYOUT AND MATERIALS MAY DIFFER FROM THOSE STATED.

1 BEDROOM APARTMENT

TYPE A - VARIANT 3 (with balcony)

TOTAL SALEABLE AREA

SUITE RANGE = 488.14 SQ.FT. - 491.91 SQ.FT.
BALCONY RANGE = 52.85 SQ.FT. - 54.36 SQ.FT.
TOTAL RANGE = 542.50 SQ.FT. - 544.76 SQ.FT.

 UNIT



List of unit numbers with this unit plan:

VIEWS

Community View

C212, C312, C408, C412

City View

C508, C512, C608, C612, C708, C712, C808, C812, C908, C912, C1008, C1012

City View, Villa Community

C1108, C1112, C1208, C1212, C1308, C1312, C1408, C1412, C1508, C1512, C1608, C1612, C1708, C1712, C1808, C1812, C1908, C1912, C2008, C2012, C2108, C2112, C2208, C2212, C2312, C2412, C2512, C2612, C2712, C2812, C2912, C3012, C3112

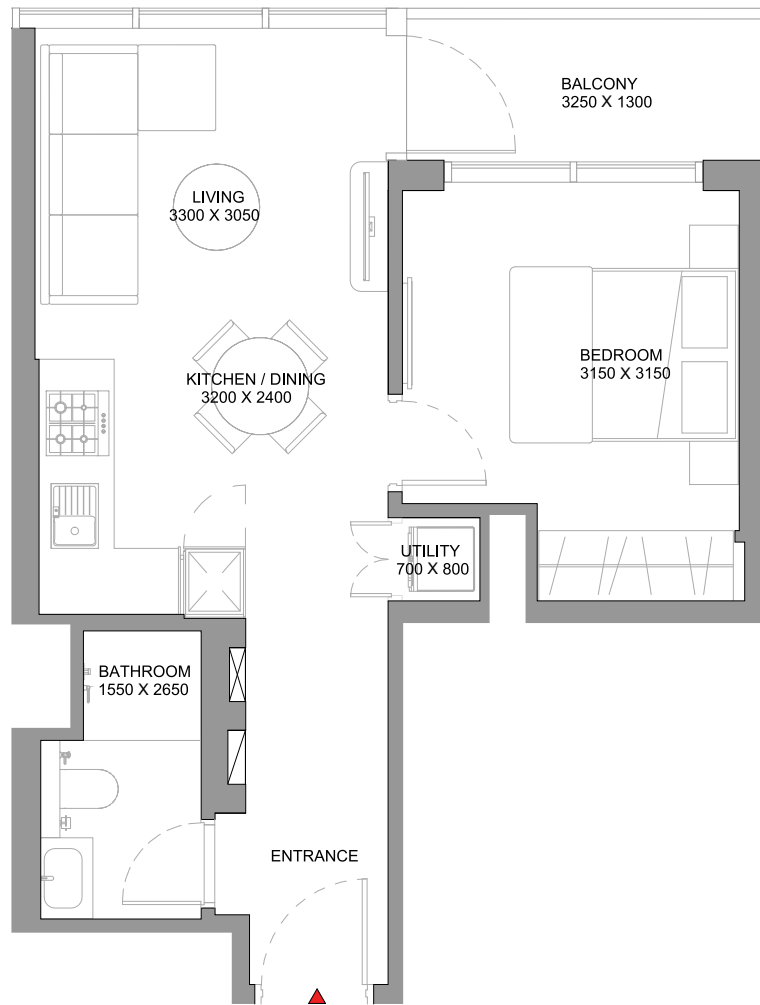
DISCLAIMER: PLOT PROFILE, GARBAGE ROOM & SWIMMING POOL PARAMETERS WILL VARY FROM PLOT TO PLOT. THE ABOVE AS SHOWN IN THE PLANS ARE INDICATIVE. PLANS, DETAILS AND UNIT ORIENTATION INCLUDED ARE INDICATIVE ONLY AND ARE SUBJECT TO CHANGE BY THE DEVELOPER/SELLER AT ITS SOLE DISCRETION WITHOUT NOTICE AND/OR LIABILITY. ALL IMAGES, INCLUDING FEATURES, FINISHES, FURNISHINGS, VIEW AND SCALE ARE ILLUSTRATIVE ONLY. FINAL AREAS, ORIENTATION, DIMENSIONS, LAYOUT AND MATERIALS MAY DIFFER FROM THOSE STATED.

1 BEDROOM APARTMENT

TYPE A - VARIANT 3 (with balcony)

TOTAL SALEABLE AREA

SUITE RANGE = 488.14 SQ.FT. - 491.91 SQ.FT.
BALCONY RANGE = 52.85 SQ.FT. - 54.36 SQ.FT.
TOTAL RANGE = 542.50 SQ.FT. - 544.76 SQ.FT.



List of unit numbers with this unit plan:

VIEWS

Community View
C212, C312, C408, C412

City View
C508, C512, C608, C612, C708, C712, C808, C812, C908, C912, C1008, C1012

City View, Villa Community
C1108, C1112, C1208, C1212, C1308, C1312, C1408, C1412, C1508, C1512, C1608, C1612, C1708, C1712, C1808, C1812, C1908, C1912, C2008, C2012, C2108, C2112, C2208, C2212, C2312, C2412, C2512, C2612, C2712, C2812, C2912, C3012, C3112



DISCLAIMER: PLOT PROFILE, GARBAGE ROOM & SWIMMING POOL PARAMETERS WILL VARY FROM PLOT TO PLOT. THE ABOVE AS SHOWN IN THE PLANS ARE INDICATIVE. PLANS, DETAILS AND UNIT ORIENTATION INCLUDED ARE INDICATIVE ONLY AND ARE SUBJECT TO CHANGE BY THE DEVELOPER/SELLER AT ITS SOLE DISCRETION WITHOUT NOTICE AND/OR LIABILITY. ALL IMAGES, INCLUDING FEATURES, FINISHES, FURNISHINGS, VIEW AND SCALE ARE ILLUSTRATIVE ONLY. FINAL AREAS, ORIENTATION, DIMENSIONS, LAYOUT AND MATERIALS MAY DIFFER FROM THOSE STATED.

1 BEDROOM APARTMENT

TYPE A - VARIANT 4 (with balcony)

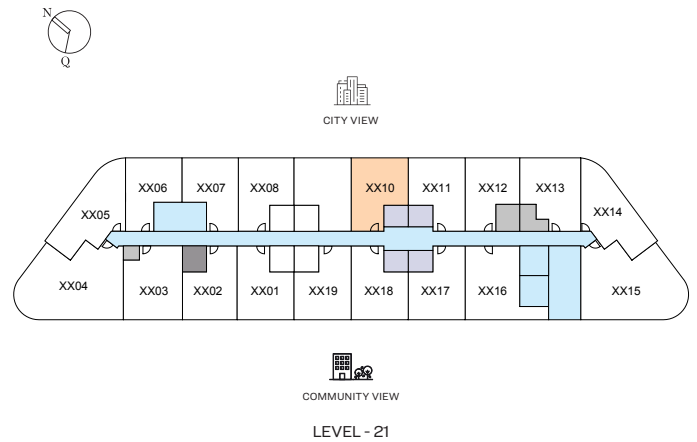
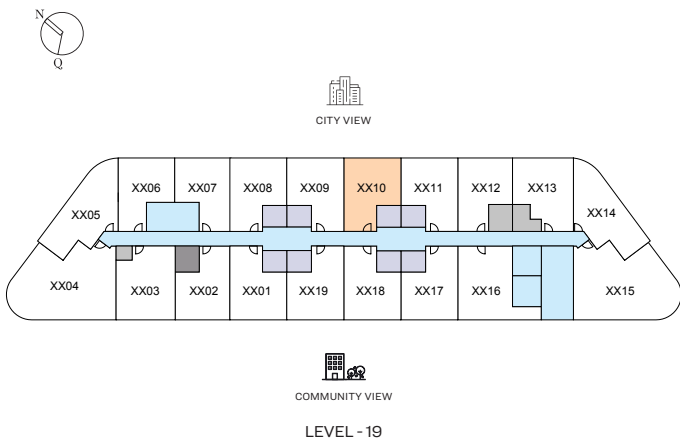
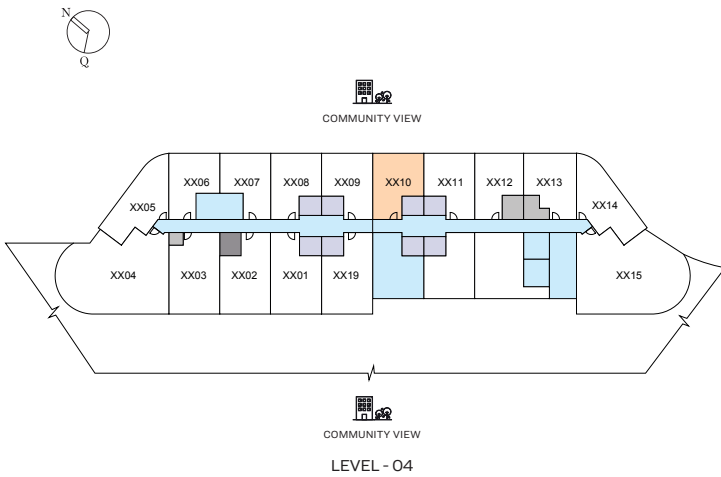
TOTAL SALEABLE AREA

SUITE RANGE = 489.87 SQ.FT. - 491.70 SQ.FT.

BALCONY RANGE = 52.64 SQ.FT. - 54.36 SQ.FT.

TOTAL RANGE = 544.23 SQ.FT. - 544.34 SQ.FT.

 UNIT



List of unit numbers with this unit plan:

VIEWS

Community View

C410

City View

C510, C610, C710, C810, C910, C1010

City View, Villa Community

C1110, C1210, C1310, C1410, C1510, C1610, C1710, C1810, C1910, C2210, C2310, C2410, C2510, C2610, C2710, C2810, C2910, C3010, C3110

DISCLAIMER: PLOT PROFILE, GARBAGE ROOM & SWIMMING POOL PARAMETERS WILL VARY FROM PLOT TO PLOT. THE ABOVE AS SHOWN IN THE PLANS ARE INDICATIVE. PLANS, DETAILS AND UNIT ORIENTATION INCLUDED ARE INDICATIVE ONLY AND ARE SUBJECT TO CHANGE BY THE DEVELOPER/SELLER AT ITS SOLE DISCRETION WITHOUT NOTICE AND/OR LIABILITY. ALL IMAGES, INCLUDING FEATURES, FINISHES, FURNISHINGS, VIEW AND SCALE ARE ILLUSTRATIVE ONLY. FINAL AREAS, ORIENTATION, DIMENSIONS, LAYOUT AND MATERIALS MAY DIFFER FROM THOSE STATED.

1 BEDROOM APARTMENT

TYPE A - VARIANT 4 (with balcony)

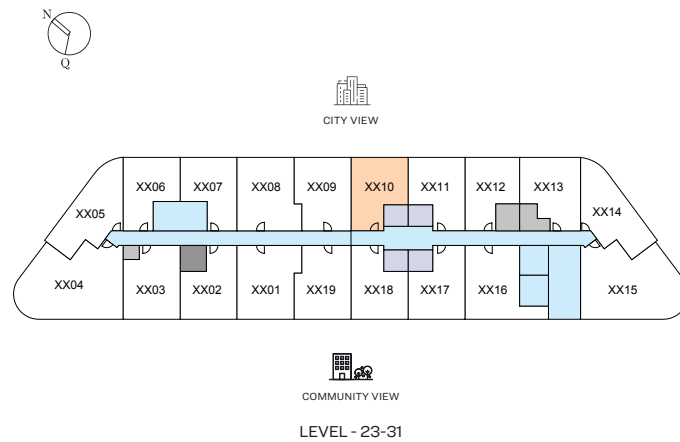
TOTAL SALEABLE AREA

SUITE RANGE = 489.87 SQ.FT. - 491.70 SQ.FT.

BALCONY RANGE = 52.64 SQ.FT. - 54.36 SQ.FT.

TOTAL RANGE = 544.23 SQ.FT. - 544.34 SQ.FT.

 UNIT



List of unit numbers with this unit plan:

VIEWS

Community View

C410

City View

C510, C610, C710, C810, C910, C1010

City View, Villa Community

C1110, C1210, C1310, C1410, C1510, C1610, C1710, C1810, C1910, C2210, C2310, C2410, C2510, C2610, C2710, C2810, C2910, C3010, C3110

DISCLAIMER: PLOT PROFILE, GARBAGE ROOM & SWIMMING POOL PARAMETERS WILL VARY FROM PLOT TO PLOT. THE ABOVE AS SHOWN IN THE PLANS ARE INDICATIVE. PLANS, DETAILS AND UNIT ORIENTATION INCLUDED ARE INDICATIVE ONLY AND ARE SUBJECT TO CHANGE BY THE DEVELOPER/SELLER AT ITS SOLE DISCRETION WITHOUT NOTICE AND/OR LIABILITY. ALL IMAGES, INCLUDING FEATURES, FINISHES, FURNISHINGS, VIEW AND SCALE ARE ILLUSTRATIVE ONLY. FINAL AREAS, ORIENTATION, DIMENSIONS, LAYOUT AND MATERIALS MAY DIFFER FROM THOSE STATED.

1 BEDROOM APARTMENT

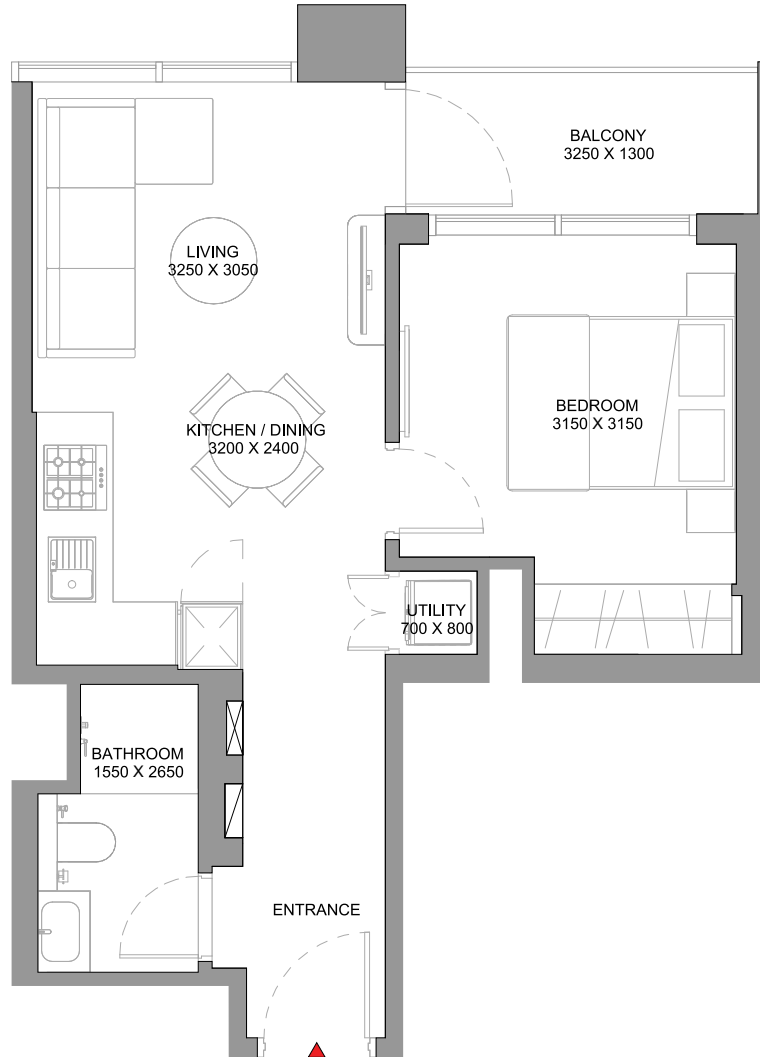
TYPE A - VARIANT 4 (with balcony)

TOTAL SALEABLE AREA

SUITE RANGE = 489.87 SQ.FT. - 491.70 SQ.FT.

BALCONY RANGE = 52.64 SQ.FT. - 54.36 SQ.FT.

TOTAL RANGE = 544.23 SQ.FT. - 544.34 SQ.FT.



List of unit numbers with this unit plan:

VIEWS

Community View
C410

City View
C510, C610, C710, C810, C910, C1010

City View, Villa Community
C1110, C1210, C1310, C1410, C1510, C1610, C1710, C1810, C1910, C2210, C2310, C2410, C2510, C2610, C2710, C2810, C2910, C3010, C3110



1 BEDROOM APARTMENT

TYPE A - VARIANT 5 (with balcony)

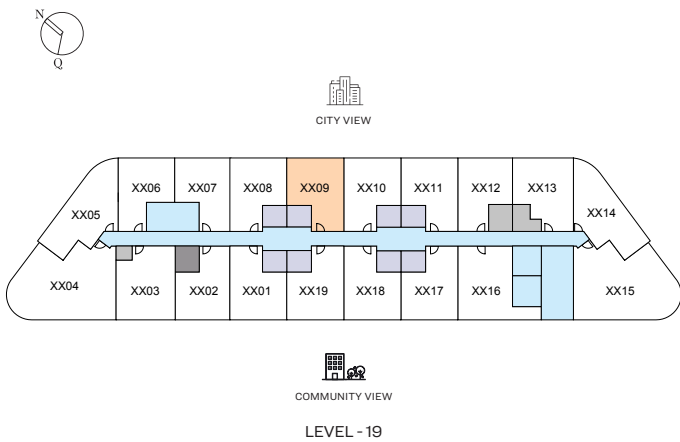
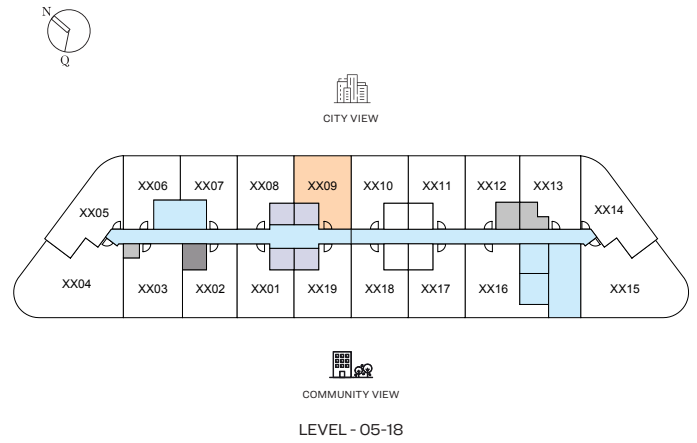
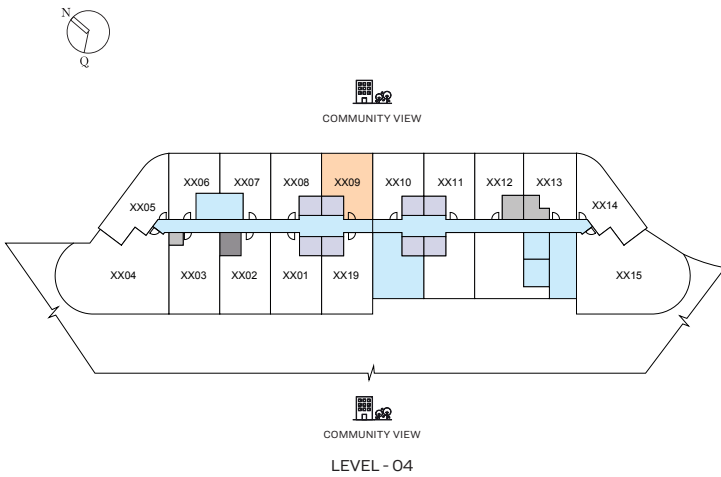
TOTAL SALEABLE AREA

SUITE RANGE = 489.97 SQ.FT. - 491.59 SQ.FT.

BALCONY RANGE = 52.85 SQ.FT. - 54.36 SQ.FT.

TOTAL RANGE = 544.33 SQ.FT. - 544.44 SQ.FT.

 UNIT



List of unit numbers with this unit plan:

VIEWS

Community View
C409

City View
C509, C609, C709, C809, C909, C1009

City View, Villa Community
C1109, C1209, C1309, C1409, C1509, C1609, C1709, C1809, C1909, C2209

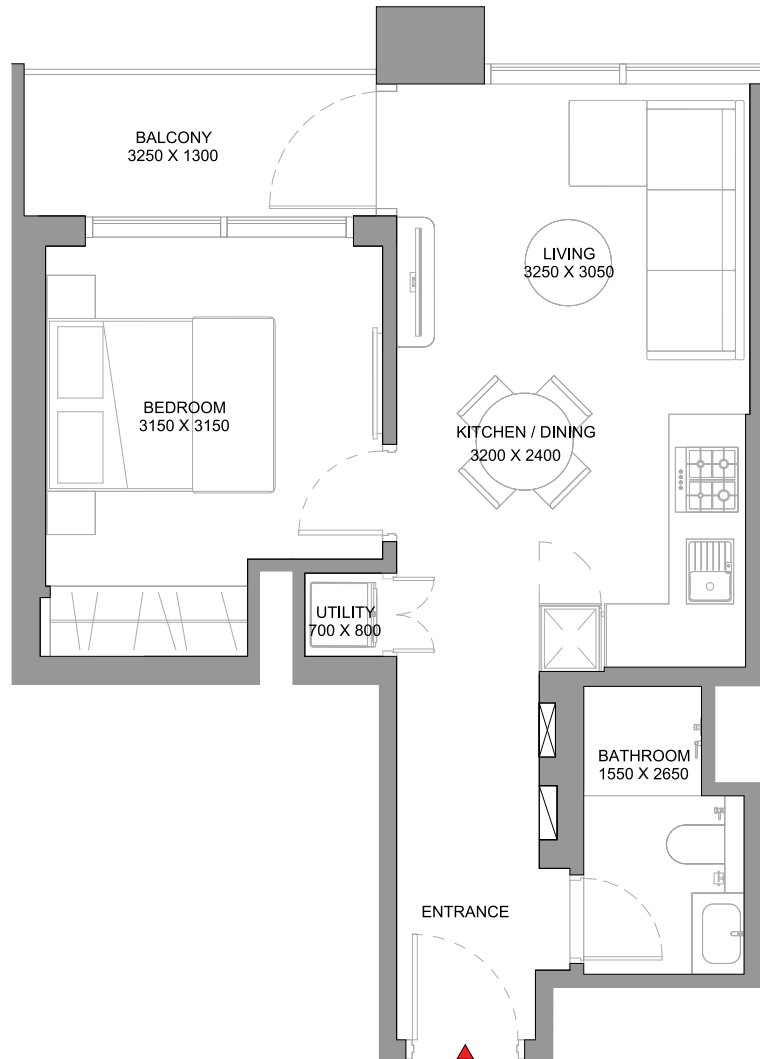
DISCLAIMER: PLOT PROFILE, GARBAGE ROOM & SWIMMING POOL PARAMETERS WILL VARY FROM PLOT TO PLOT. THE ABOVE AS SHOWN IN THE PLANS ARE INDICATIVE. PLANS, DETAILS AND UNIT ORIENTATION INCLUDED ARE INDICATIVE ONLY AND ARE SUBJECT TO CHANGE BY THE DEVELOPER/SELLER AT ITS SOLE DISCRETION WITHOUT NOTICE AND/OR LIABILITY. ALL IMAGES, INCLUDING FEATURES, FINISHES, FURNISHINGS, VIEW AND SCALE ARE ILLUSTRATIVE ONLY. FINAL AREAS, ORIENTATION, DIMENSIONS, LAYOUT AND MATERIALS MAY DIFFER FROM THOSE STATED.

1 BEDROOM APARTMENT

TYPE A - VARIANT 5 (with balcony)

TOTAL SALEABLE AREA

SUITE RANGE = 489.97 SQ.FT. - 491.59 SQ.FT.
BALCONY RANGE = 52.85 SQ.FT. - 54.36 SQ.FT.
TOTAL RANGE = 544.33 SQ.FT. - 544.44 SQ.FT.



List of unit numbers with this unit plan:

VIEWS

Community View
C409

City View
C509, C609, C709, C809, C909, C1009

City View, Villa Community
C1109, C1209, C1309, C1409, C1509, C1609, C1709, C1809, C1909, C2209



DISCLAIMER: PLOT PROFILE, GARBAGE ROOM & SWIMMING POOL PARAMETERS WILL VARY FROM PLOT TO PLOT. THE ABOVE AS SHOWN IN THE PLANS ARE INDICATIVE. PLANS, DETAILS AND UNIT ORIENTATION INCLUDED ARE INDICATIVE ONLY AND ARE SUBJECT TO CHANGE BY THE DEVELOPER/SELLER AT ITS SOLE DISCRETION WITHOUT NOTICE AND/OR LIABILITY. ALL IMAGES, INCLUDING FEATURES, FINISHES, FURNISHINGS, VIEW AND SCALE ARE ILLUSTRATIVE ONLY. FINAL AREAS, ORIENTATION, DIMENSIONS, LAYOUT AND MATERIALS MAY DIFFER FROM THOSE STATED.

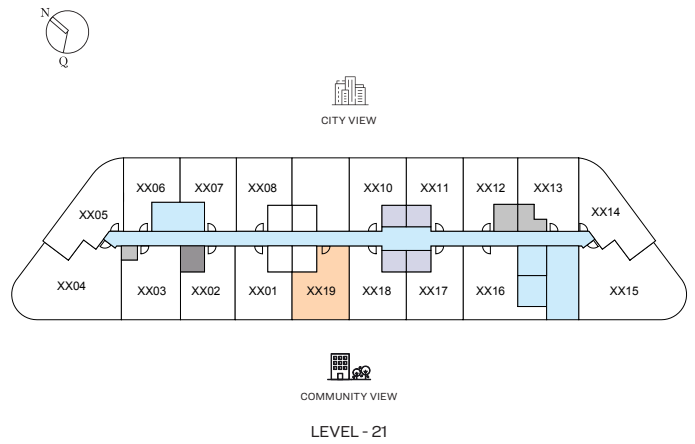
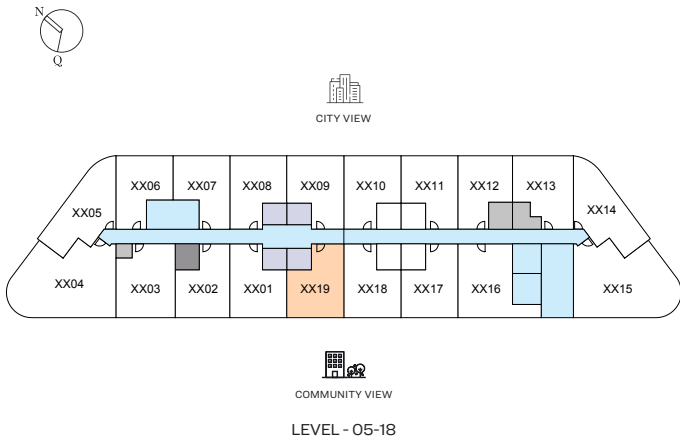
1 BEDROOM APARTMENT

TYPE A - VARIANT 6 (with balcony)

TOTAL SALEABLE AREA

SUITE = 490.51 SQ.FT.
BALCONY = 54.36 SQ.FT.
TOTAL = 544.87 SQ.FT.

 UNIT



List of unit numbers with this unit plan:

VIEWS

Community view, Amenity view

C519, C619, C719, C819, C919, C1019

Community view

C1119, C1219, C1319, C1419, C1519, C1619, C1719, C1819, C1919, C2019, C2119, C2219

DISCLAIMER: PLOT PROFILE, GARBAGE ROOM & SWIMMING POOL PARAMETERS WILL VARY FROM PLOT TO PLOT. THE ABOVE AS SHOWN IN THE PLANS ARE INDICATIVE. PLANS, DETAILS AND UNIT ORIENTATION INCLUDED ARE INDICATIVE ONLY AND ARE SUBJECT TO CHANGE BY THE DEVELOPER/SELLER AT ITS SOLE DISCRETION WITHOUT NOTICE AND/OR LIABILITY. ALL IMAGES, INCLUDING FEATURES, FINISHES, FURNISHINGS, VIEW AND SCALE ARE ILLUSTRATIVE ONLY. FINAL AREAS, ORIENTATION, DIMENSIONS, LAYOUT AND MATERIALS MAY DIFFER FROM THOSE STATED.

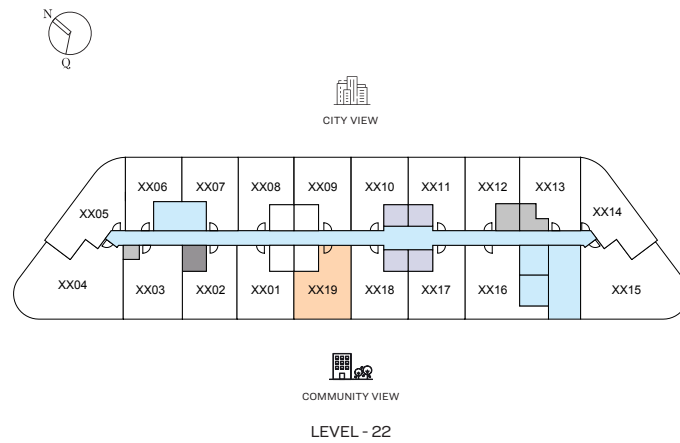
1 BEDROOM APARTMENT

TYPE A - VARIANT 6 (with balcony)

TOTAL SALEABLE AREA

SUITE = 490.51 SQ.FT.
BALCONY = 54.36 SQ.FT.
TOTAL = 544.87 SQ.FT.

 UNIT



List of unit numbers with this unit plan:

VIEWS

Community view, Amenity view

C519, C619, C719, C819, C919, C1019

Community view

C1119, C1219, C1319, C1419, C1519, C1619, C1719, C1819, C1919, C2019, C2119, C2219

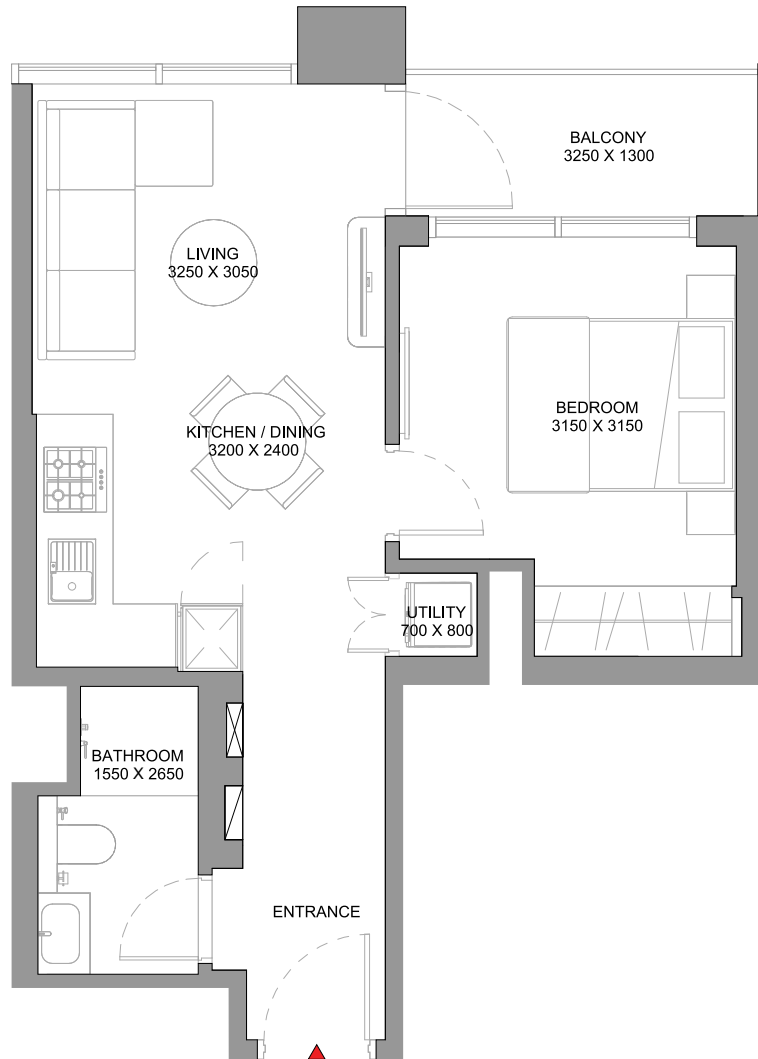
DISCLAIMER: PLOT PROFILE, GARBAGE ROOM & SWIMMING POOL PARAMETERS WILL VARY FROM PLOT TO PLOT. THE ABOVE AS SHOWN IN THE PLANS ARE INDICATIVE. PLANS, DETAILS AND UNIT ORIENTATION INCLUDED ARE INDICATIVE ONLY AND ARE SUBJECT TO CHANGE BY THE DEVELOPER/SELLER AT ITS SOLE DISCRETION WITHOUT NOTICE AND/OR LIABILITY. ALL IMAGES, INCLUDING FEATURES, FINISHES, FURNISHINGS, VIEW AND SCALE ARE ILLUSTRATIVE ONLY. FINAL AREAS, ORIENTATION, DIMENSIONS, LAYOUT AND MATERIALS MAY DIFFER FROM THOSE STATED.

1 BEDROOM APARTMENT

TYPE A - VARIANT 6 (with balcony)

TOTAL SALEABLE AREA

SUITE = 490.51 SQ.FT.
BALCONY = 54.36 SQ.FT.
TOTAL = 544.87 SQ.FT.



List of unit numbers with this unit plan:

VIEWS

Community view, Amenity view
C519, C619, C719, C819, C919, C1019

Community view
C1119, C1219, C1319, C1419, C1519, C1619, C1719, C1819, C1919, C2019, C2119, C2219



DISCLAIMER: PLOT PROFILE, GARBAGE ROOM & SWIMMING POOL PARAMETERS WILL VARY FROM PLOT TO PLOT. THE ABOVE AS SHOWN IN THE PLANS ARE INDICATIVE. PLANS, DETAILS AND UNIT ORIENTATION INCLUDED ARE INDICATIVE ONLY AND ARE SUBJECT TO CHANGE BY THE DEVELOPER/SELLER AT ITS SOLE DISCRETION WITHOUT NOTICE AND/OR LIABILITY. ALL IMAGES, INCLUDING FEATURES, FINISHES, FURNISHINGS, VIEW AND SCALE ARE ILLUSTRATIVE ONLY. FINAL AREAS, ORIENTATION, DIMENSIONS, LAYOUT AND MATERIALS MAY DIFFER FROM THOSE STATED.

1 BEDROOM APARTMENT

TYPE A - VARIANT 7 (with balcony)

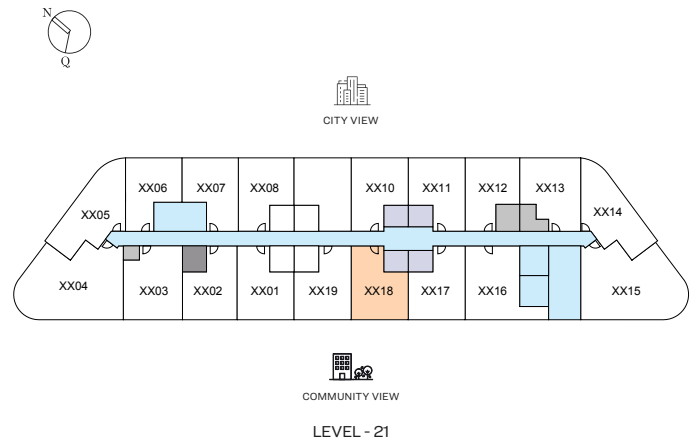
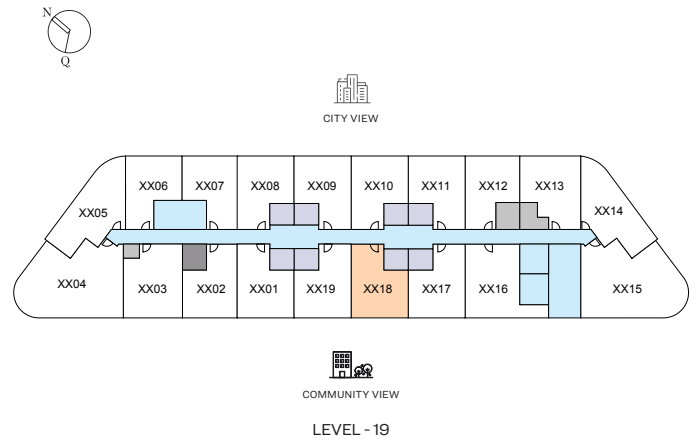
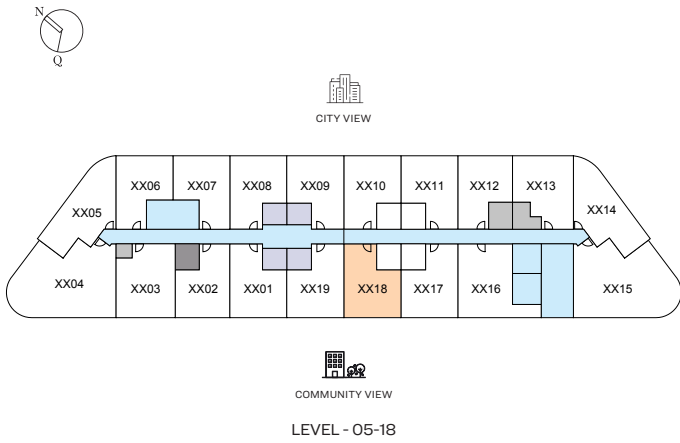
TOTAL SALEABLE AREA

SUITE = 490.40 SQ.FT.

BALCONY = 54.36 SQ.FT.

TOTAL = 544.76 SQ.FT.

UNIT



List of unit numbers with this unit plan:

VIEWS

Community view, Amenity view

C518, C618, C718, C818, C918, C1018

Community view

C1118, C1218, C1318, C1418, C1518, C1618, C1718, C1818, C1918, C2018, C2118, C2218, C2318, C2418, C2518, C2618, C2718, C2818, C2918, C3018, C3118

DISCLAIMER: PLOT PROFILE, GARBAGE ROOM & SWIMMING POOL PARAMETERS WILL VARY FROM PLOT TO PLOT. THE ABOVE AS SHOWN IN THE PLANS ARE INDICATIVE. PLANS, DETAILS AND UNIT ORIENTATION INCLUDED ARE INDICATIVE ONLY AND ARE SUBJECT TO CHANGE BY THE DEVELOPER/SELLER AT ITS SOLE DISCRETION WITHOUT NOTICE AND/OR LIABILITY. ALL IMAGES, INCLUDING FEATURES, FINISHES, FURNISHINGS, VIEW AND SCALE ARE ILLUSTRATIVE ONLY. FINAL AREAS, ORIENTATION, DIMENSIONS, LAYOUT AND MATERIALS MAY DIFFER FROM THOSE STATED.

1 BEDROOM APARTMENT

TYPE A - VARIANT 7 (with balcony)

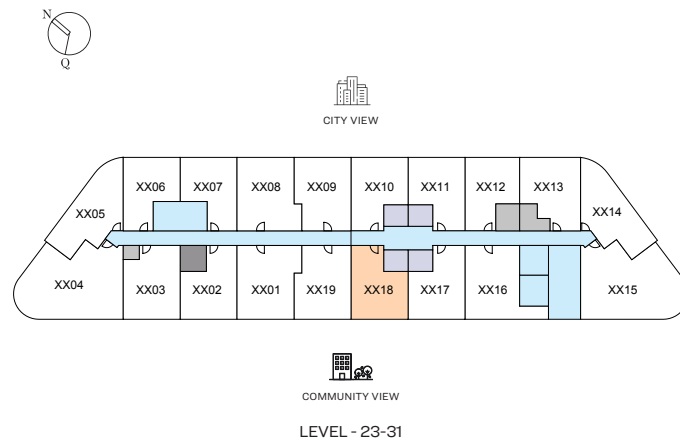
TOTAL SALEABLE AREA

SUITE = 490.40 SQ.FT.

BALCONY = 54.36 SQ.FT.

TOTAL = 544.76 SQ.FT.

 UNIT



List of unit numbers with this unit plan:

VIEWS

Community view, Amenity view

C518, C618, C718, C818, C918, C1018

Community view

C1118, C1218, C1318, C1418, C1518, C1618, C1718, C1818, C1918, C2018, C2118, C2218, C2318, C2418, C2518, C2618, C2718, C2818, C2918, C3018, C3118

DISCLAIMER: PLOT PROFILE, GARBAGE ROOM & SWIMMING POOL PARAMETERS WILL VARY FROM PLOT TO PLOT. THE ABOVE AS SHOWN IN THE PLANS ARE INDICATIVE. PLANS, DETAILS AND UNIT ORIENTATION INCLUDED ARE INDICATIVE ONLY AND ARE SUBJECT TO CHANGE BY THE DEVELOPER/SELLER AT ITS SOLE DISCRETION WITHOUT NOTICE AND/OR LIABILITY. ALL IMAGES, INCLUDING FEATURES, FINISHES, FURNISHINGS, VIEW AND SCALE ARE ILLUSTRATIVE ONLY. FINAL AREAS, ORIENTATION, DIMENSIONS, LAYOUT AND MATERIALS MAY DIFFER FROM THOSE STATED.

1 BEDROOM APARTMENT

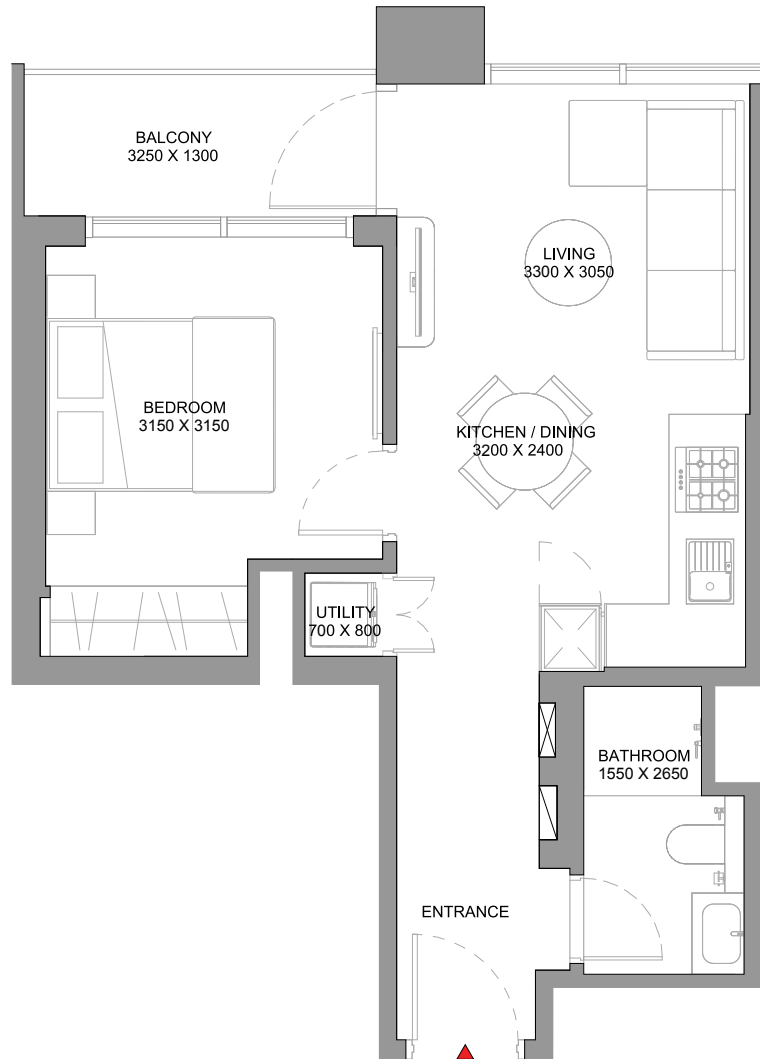
TYPE A - VARIANT 7 (with balcony)

TOTAL SALEABLE AREA

SUITE = 490.40 SQ.FT.

BALCONY = 54.36 SQ.FT.

TOTAL = 544.76 SQ.FT.



List of unit numbers with this unit plan:

VIEWS

Community view, Amenity view

C518, C618, C718, C818, C918, C1018

Community view

C1118, C1218, C1318, C1418, C1518, C1618, C1718, C1818, C1918, C2018, C2118, C2218, C2318, C2418, C2518, C2618, C2718, C2818, C2918, C3018, C3118

DISCLAIMER: PLOT PROFILE, GARBAGE ROOM & SWIMMING POOL PARAMETERS WILL VARY FROM PLOT TO PLOT. THE ABOVE AS SHOWN IN THE PLANS ARE INDICATIVE. PLANS, DETAILS AND UNIT ORIENTATION INCLUDED ARE INDICATIVE ONLY AND ARE SUBJECT TO CHANGE BY THE DEVELOPER/SELLER AT ITS SOLE DISCRETION WITHOUT NOTICE AND/OR LIABILITY. ALL IMAGES, INCLUDING FEATURES, FINISHES, FURNISHINGS, VIEW AND SCALE ARE ILLUSTRATIVE ONLY. FINAL AREAS, ORIENTATION, DIMENSIONS, LAYOUT AND MATERIALS MAY DIFFER FROM THOSE STATED.



1 BEDROOM APARTMENT

TYPE A - VARIANT 8 (with yard)

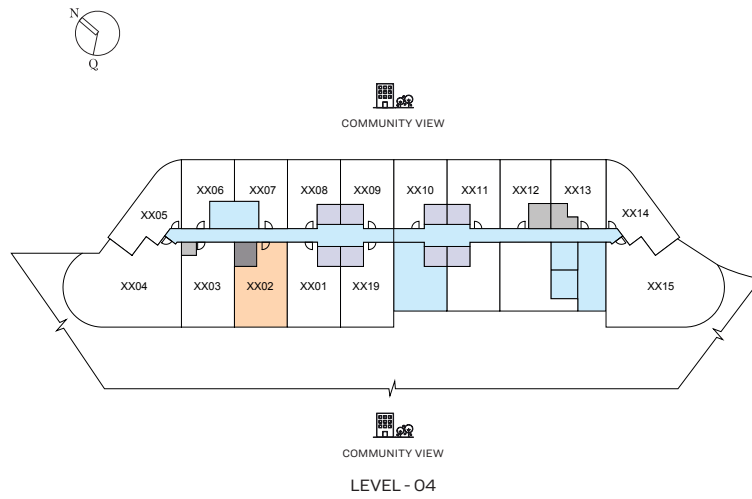
TOTAL SALEABLE AREA

SUITE = 495.68 SQ.FT.

YARD = 215.71 SQ.FT.

TOTAL = 711.39 SQ.FT.

 UNIT



List of unit numbers with this unit plan:

VIEWS

Community view, Amenity view

C402

DISCLAIMER: PLOT PROFILE, GARBAGE ROOM & SWIMMING POOL PARAMETERS WILL VARY FROM PLOT TO PLOT. THE ABOVE AS SHOWN IN THE PLANS ARE INDICATIVE. PLANS, DETAILS AND UNIT ORIENTATION INCLUDED ARE INDICATIVE ONLY AND ARE SUBJECT TO CHANGE BY THE DEVELOPER/SELLER AT ITS SOLE DISCRETION WITHOUT NOTICE AND/OR LIABILITY. ALL IMAGES, INCLUDING FEATURES, FINISHES, FURNISHINGS, VIEW AND SCALE ARE ILLUSTRATIVE ONLY. FINAL AREAS, ORIENTATION, DIMENSIONS, LAYOUT AND MATERIALS MAY DIFFER FROM THOSE STATED.

1 BEDROOM APARTMENT

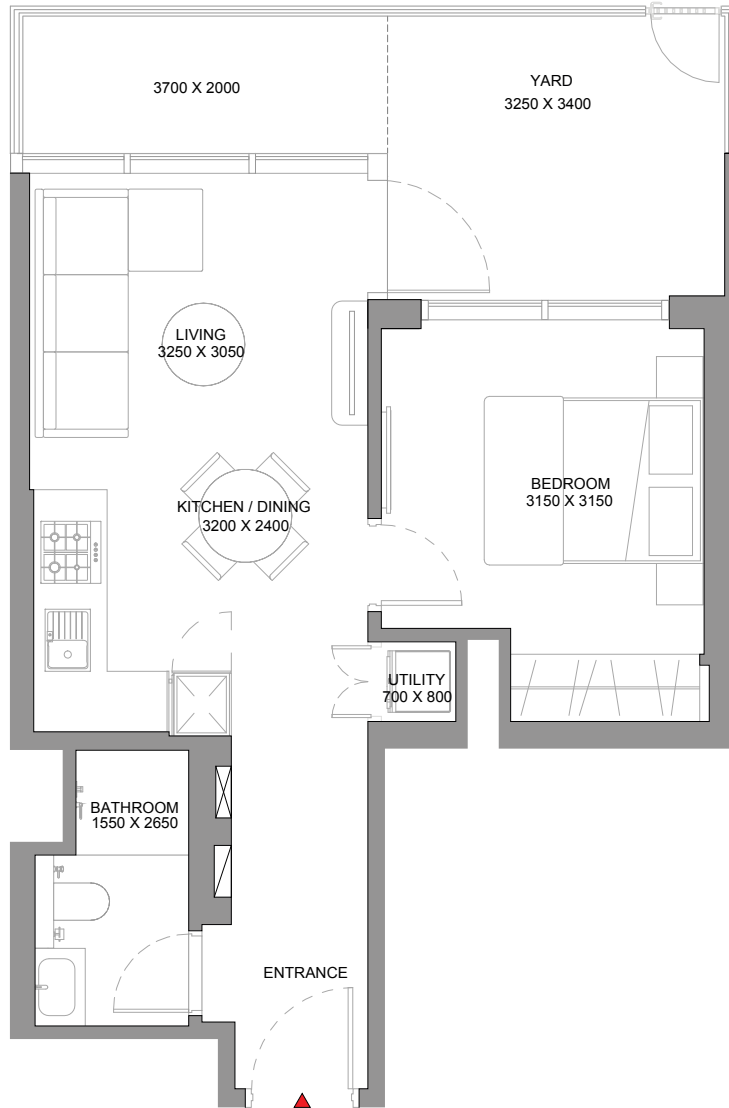
TYPE A - VARIANT 8 (with yard)

TOTAL SALEABLE AREA

SUITE = 495.68 SQ.FT.

YARD = 215.71 SQ.FT.

TOTAL = 711.39 SQ.FT.



List of unit numbers with this unit plan:

VIEWS

Community view, Amenity view

C402

DISCLAIMER: PLOT PROFILE, GARBAGE ROOM & SWIMMING POOL PARAMETERS WILL VARY FROM PLOT TO PLOT. THE ABOVE AS SHOWN IN THE PLANS ARE INDICATIVE. PLANS, DETAILS AND UNIT ORIENTATION INCLUDED ARE INDICATIVE ONLY AND ARE SUBJECT TO CHANGE BY THE DEVELOPER/SELLER AT ITS SOLE DISCRETION WITHOUT NOTICE AND/OR LIABILITY. ALL IMAGES, INCLUDING FEATURES, FINISHES, FURNISHINGS, VIEW AND SCALE ARE ILLUSTRATIVE ONLY. FINAL AREAS, ORIENTATION, DIMENSIONS, LAYOUT AND MATERIALS MAY DIFFER FROM THOSE STATED.

1 BEDROOM APARTMENT

TYPE A - VARIANT 9 (with yard)

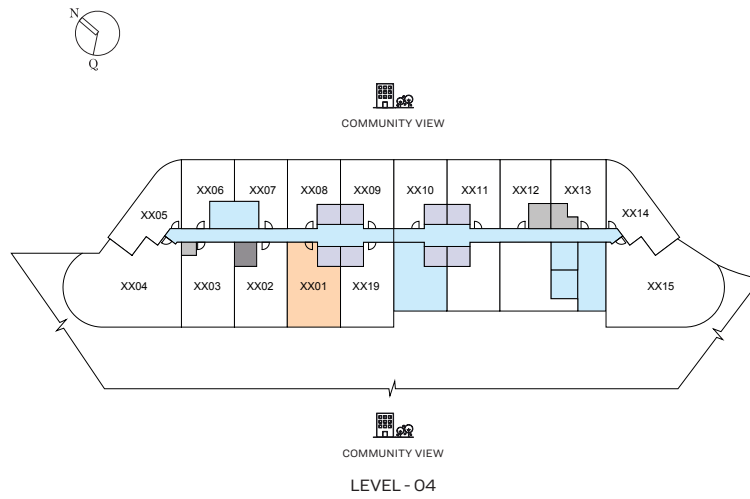
TOTAL SALEABLE AREA

SUITE = 492.13 SQ.FT.

YARD = 215.71 SQ.FT.

TOTAL = 707.84 SQ.FT.

 UNIT



List of unit numbers with this unit plan:

VIEWS

Community view, Amenity view

C401

DISCLAIMER: PLOT PROFILE, GARBAGE ROOM & SWIMMING POOL PARAMETERS WILL VARY FROM PLOT TO PLOT. THE ABOVE AS SHOWN IN THE PLANS ARE INDICATIVE. PLANS, DETAILS AND UNIT ORIENTATION INCLUDED ARE INDICATIVE ONLY AND ARE SUBJECT TO CHANGE BY THE DEVELOPER/SELLER AT ITS SOLE DISCRETION WITHOUT NOTICE AND/OR LIABILITY. ALL IMAGES, INCLUDING FEATURES, FINISHES, FURNISHINGS, VIEW AND SCALE ARE ILLUSTRATIVE ONLY. FINAL AREAS, ORIENTATION, DIMENSIONS, LAYOUT AND MATERIALS MAY DIFFER FROM THOSE STATED.

1 BEDROOM APARTMENT

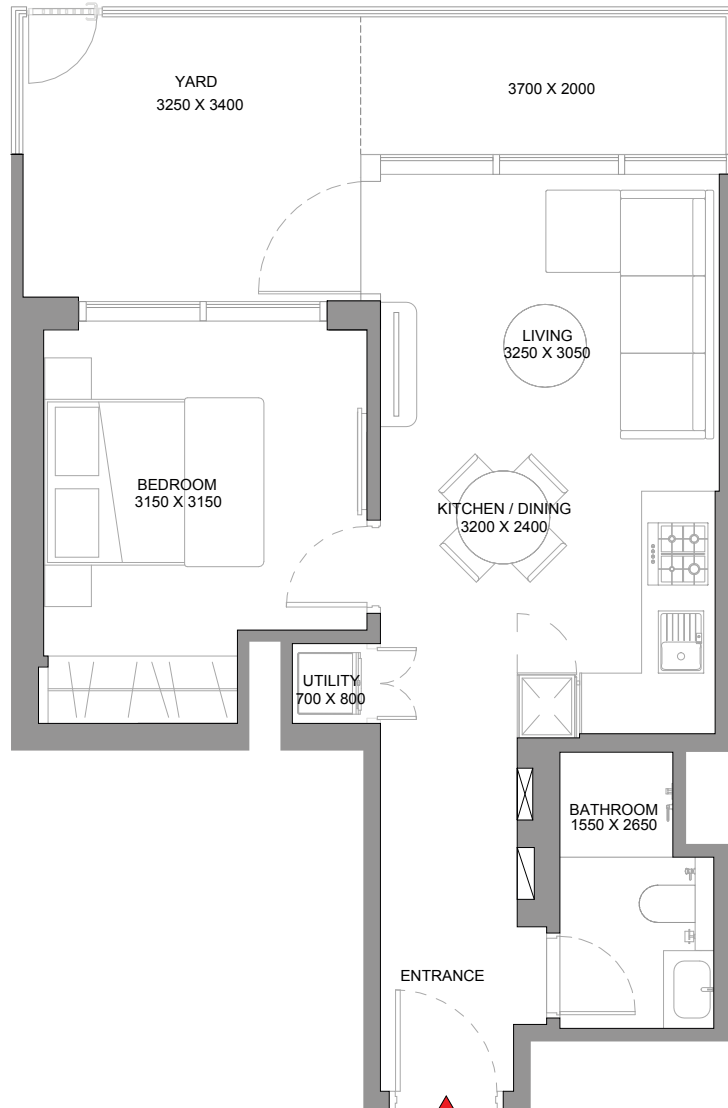
TYPE A - VARIANT 9 (with yard)

TOTAL SALEABLE AREA

SUITE = 492.13 SQ.FT.

YARD = 215.71 SQ.FT.

TOTAL = 707.84 SQ.FT.



List of unit numbers with this unit plan:

VIEWS

Community view, Amenity view

C401

DISCLAIMER: PLOT PROFILE, GARBAGE ROOM & SWIMMING POOL PARAMETERS WILL VARY FROM PLOT TO PLOT. THE ABOVE AS SHOWN IN THE PLANS ARE INDICATIVE. PLANS, DETAILS AND UNIT ORIENTATION INCLUDED ARE INDICATIVE ONLY AND ARE SUBJECT TO CHANGE BY THE DEVELOPER/SELLER AT ITS SOLE DISCRETION WITHOUT NOTICE AND/OR LIABILITY. ALL IMAGES, INCLUDING FEATURES, FINISHES, FURNISHINGS, VIEW AND SCALE ARE ILLUSTRATIVE ONLY. FINAL AREAS, ORIENTATION, DIMENSIONS, LAYOUT AND MATERIALS MAY DIFFER FROM THOSE STATED.

1 BEDROOM APARTMENT

TYPE A - VARIANT 10 (with yard)

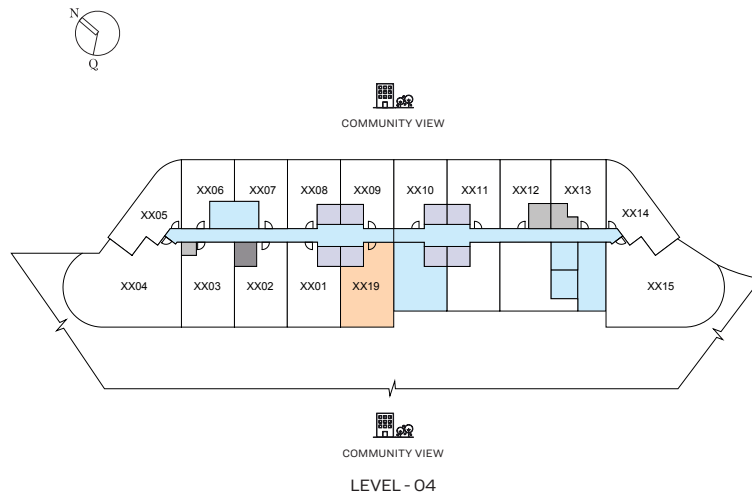
TOTAL SALEABLE AREA

SUITE = 492.13 SQ.FT.

YARD = 216.14 SQ.FT.

TOTAL = 708.27 SQ.FT.

 UNIT



List of unit numbers with this unit plan:

VIEWS

Community view, Amenity view

C419

DISCLAIMER: PLOT PROFILE, GARBAGE ROOM & SWIMMING POOL PARAMETERS WILL VARY FROM PLOT TO PLOT. THE ABOVE AS SHOWN IN THE PLANS ARE INDICATIVE. PLANS, DETAILS AND UNIT ORIENTATION INCLUDED ARE INDICATIVE ONLY AND ARE SUBJECT TO CHANGE BY THE DEVELOPER/SELLER AT ITS SOLE DISCRETION WITHOUT NOTICE AND/OR LIABILITY. ALL IMAGES, INCLUDING FEATURES, FINISHES, FURNISHINGS, VIEW AND SCALE ARE ILLUSTRATIVE ONLY. FINAL AREAS, ORIENTATION, DIMENSIONS, LAYOUT AND MATERIALS MAY DIFFER FROM THOSE STATED.

1 BEDROOM APARTMENT

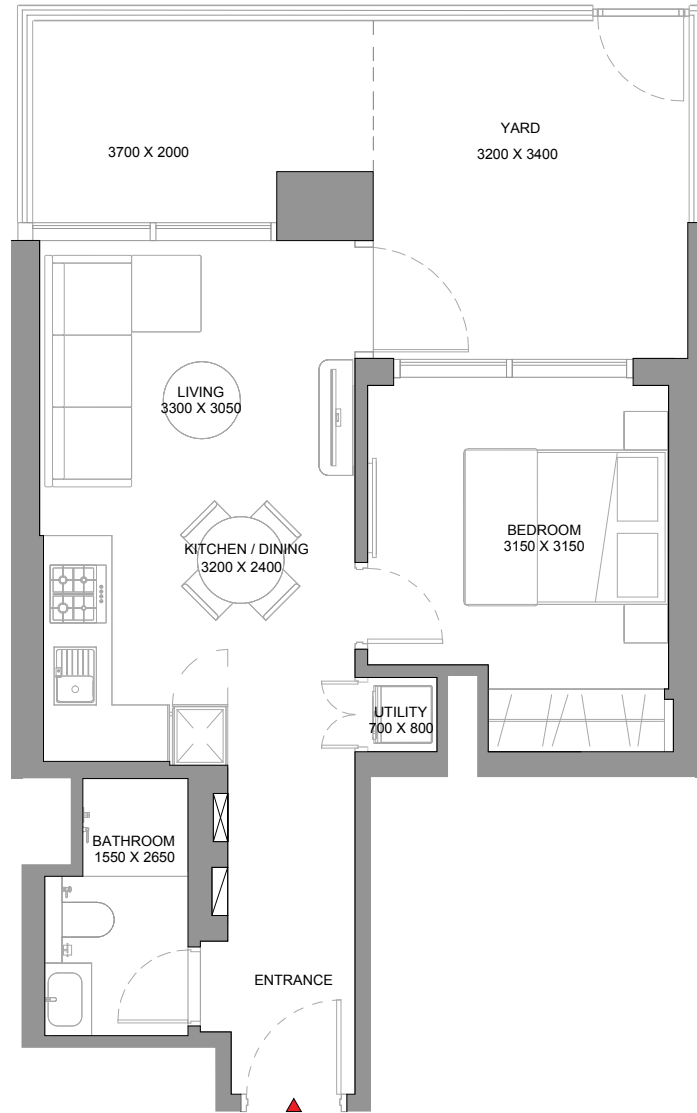
TYPE A - VARIANT 9 (with yard)

TOTAL SALEABLE AREA

SUITE = 492.13 SQ.FT.

YARD = 216.14 SQ.FT.

TOTAL = 708.27 SQ.FT.



List of unit numbers with this unit plan:

VIEWS

Community view, Amenity view

C419

DISCLAIMER: PLOT PROFILE, GARBAGE ROOM & SWIMMING POOL PARAMETERS WILL VARY FROM PLOT TO PLOT. THE ABOVE AS SHOWN IN THE PLANS ARE INDICATIVE. PLANS, DETAILS AND UNIT ORIENTATION INCLUDED ARE INDICATIVE ONLY AND ARE SUBJECT TO CHANGE BY THE DEVELOPER/SELLER AT ITS SOLE DISCRETION WITHOUT NOTICE AND/OR LIABILITY. ALL IMAGES, INCLUDING FEATURES, FINISHES, FURNISHINGS, VIEW AND SCALE ARE ILLUSTRATIVE ONLY. FINAL AREAS, ORIENTATION, DIMENSIONS, LAYOUT AND MATERIALS MAY DIFFER FROM THOSE STATED.

1 BEDROOM APARTMENT

TYPE B (with balcony)

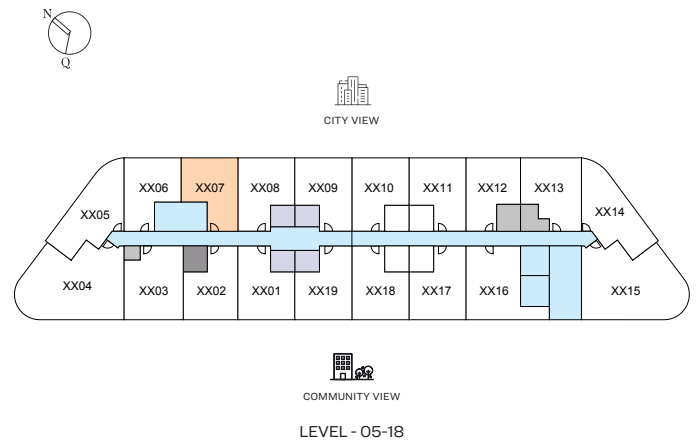
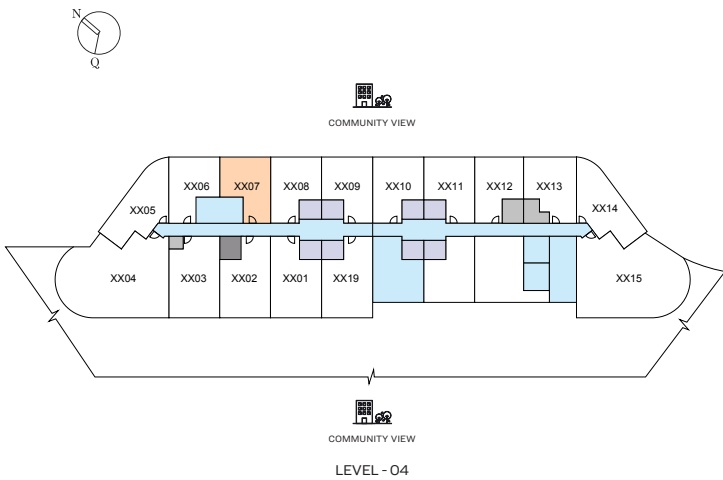
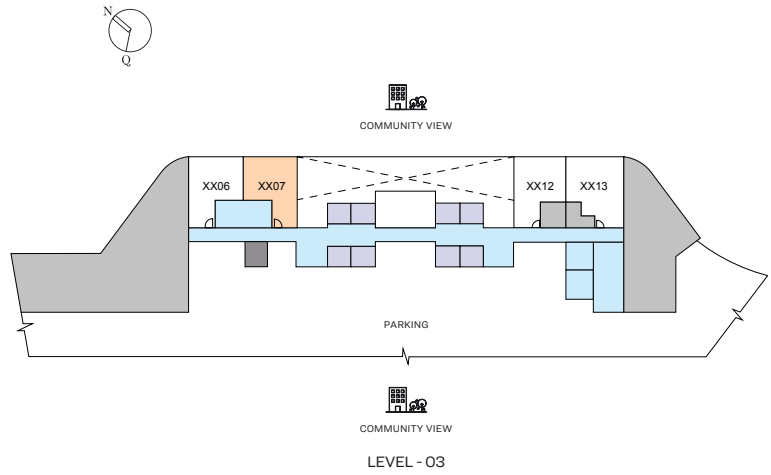
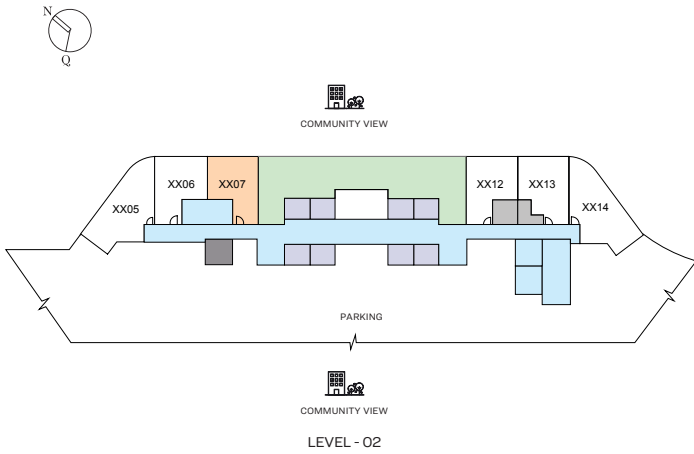
TOTAL SALEABLE AREA

SUITE RANGE = 486.64 SQ.FT. - 489.33 SQ.FT.

BALCONY RANGE = 52.74 SQ.FT. - 54.36 SQ.FT.

TOTAL RANGE = 540.88 SQ.FT. - 542.18 SQ.FT.

 UNIT



List of unit numbers with this unit plan:

VIEWS

Community View

C207, C307, C407

City View

C507, C607, C707, C807, C907, C1007

City View, Villa Community

C1107, C1207, C1307, C1407, C1507, C1607, C1707, C1807, C1907, C2007, C2107, C2207, C2307, C2407, C2507, C2607, C2707, C2807, C2907, C3007, C3107

DISCLAIMER: PLOT PROFILE, GARBAGE ROOM & SWIMMING POOL PARAMETERS WILL VARY FROM PLOT TO PLOT. THE ABOVE AS SHOWN IN THE PLANS ARE INDICATIVE. PLANS, DETAILS AND UNIT ORIENTATION INCLUDED ARE INDICATIVE ONLY AND ARE SUBJECT TO CHANGE BY THE DEVELOPER/SELLER AT ITS SOLE DISCRETION WITHOUT NOTICE AND/OR LIABILITY. ALL IMAGES, INCLUDING FEATURES, FINISHES, FURNISHINGS, VIEW AND SCALE ARE ILLUSTRATIVE ONLY. FINAL AREAS, ORIENTATION, DIMENSIONS, LAYOUT AND MATERIALS MAY DIFFER FROM THOSE STATED.

1 BEDROOM APARTMENT

TYPE B (with balcony)

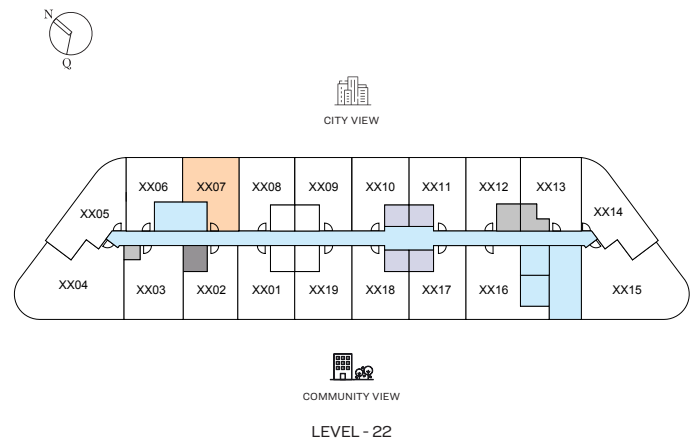
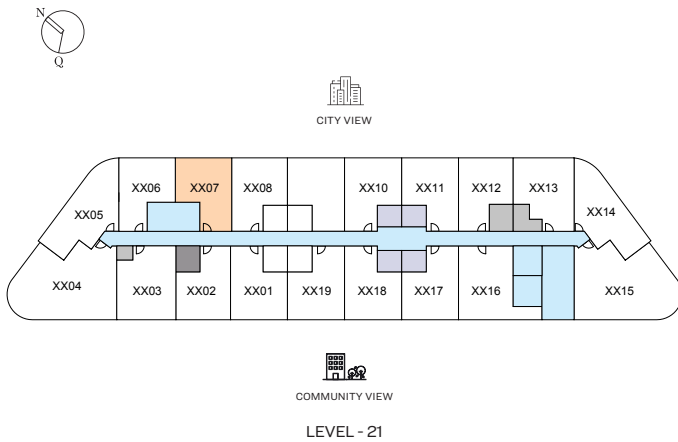
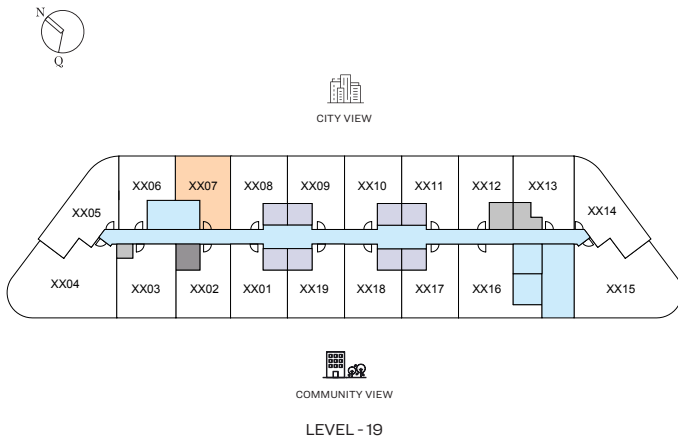
TOTAL SALEABLE AREA

SUITE RANGE = 486.64 SQ.FT. - 489.33 SQ.FT.

BALCONY RANGE = 52.74 SQ.FT. - 54.36 SQ.FT.

TOTAL RANGE = 540.88 SQ.FT. - 542.18 SQ.FT.

 UNIT



List of unit numbers with this unit plan:

VIEWS

Community View

C207, C307, C407

City View

C507, C607, C707, C807, C907, C1007

City View, Villa Community

C1107, C1207, C1307, C1407, C1507, C1607, C1707, C1807, C1907, C2007, C2107, C2207, C2307, C2407, C2507, C2607, C2707, C2807, C2907, C3007, C3107

DISCLAIMER: PLOT PROFILE, GARBAGE ROOM & SWIMMING POOL PARAMETERS WILL VARY FROM PLOT TO PLOT. THE ABOVE AS SHOWN IN THE PLANS ARE INDICATIVE. PLANS, DETAILS AND UNIT ORIENTATION INCLUDED ARE INDICATIVE ONLY AND ARE SUBJECT TO CHANGE BY THE DEVELOPER/SELLER AT ITS SOLE DISCRETION WITHOUT NOTICE AND/OR LIABILITY. ALL IMAGES, INCLUDING FEATURES, FINISHES, FURNISHINGS, VIEW AND SCALE ARE ILLUSTRATIVE ONLY. FINAL AREAS, ORIENTATION, DIMENSIONS, LAYOUT AND MATERIALS MAY DIFFER FROM THOSE STATED.

1 BEDROOM APARTMENT

TYPE B (with balcony)

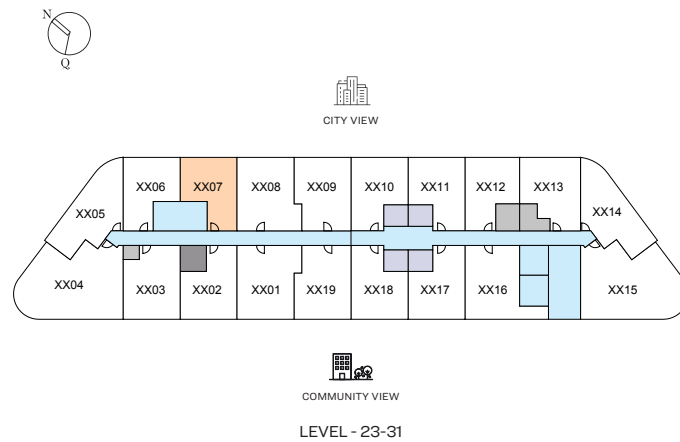
TOTAL SALEABLE AREA

SUITE RANGE = 486.64 SQ.FT. - 489.33 SQ.FT.

BALCONY RANGE = 52.74 SQ.FT. - 54.36 SQ.FT.

TOTAL RANGE = 540.88 SQ.FT. - 542.18 SQ.FT.

 UNIT



List of unit numbers with this unit plan:

VIEWS

Community View

C207, C307, C407

City View

C507, C607, C707, C807, C907, C1007

City View, Villa Community

C1107, C1207, C1307, C1407, C1507, C1607, C1707, C1807, C1907, C2007, C2107, C2207, C2307, C2407, C2507, C2607, C2707, C2807, C2907, C3007, C3107

DISCLAIMER: PLOT PROFILE, GARBAGE ROOM & SWIMMING POOL PARAMETERS WILL VARY FROM PLOT TO PLOT. THE ABOVE AS SHOWN IN THE PLANS ARE INDICATIVE. PLANS, DETAILS AND UNIT ORIENTATION INCLUDED ARE INDICATIVE ONLY AND ARE SUBJECT TO CHANGE BY THE DEVELOPER/SELLER AT ITS SOLE DISCRETION WITHOUT NOTICE AND/OR LIABILITY. ALL IMAGES, INCLUDING FEATURES, FINISHES, FURNISHINGS, VIEW AND SCALE ARE ILLUSTRATIVE ONLY. FINAL AREAS, ORIENTATION, DIMENSIONS, LAYOUT AND MATERIALS MAY DIFFER FROM THOSE STATED.

1 BEDROOM APARTMENT

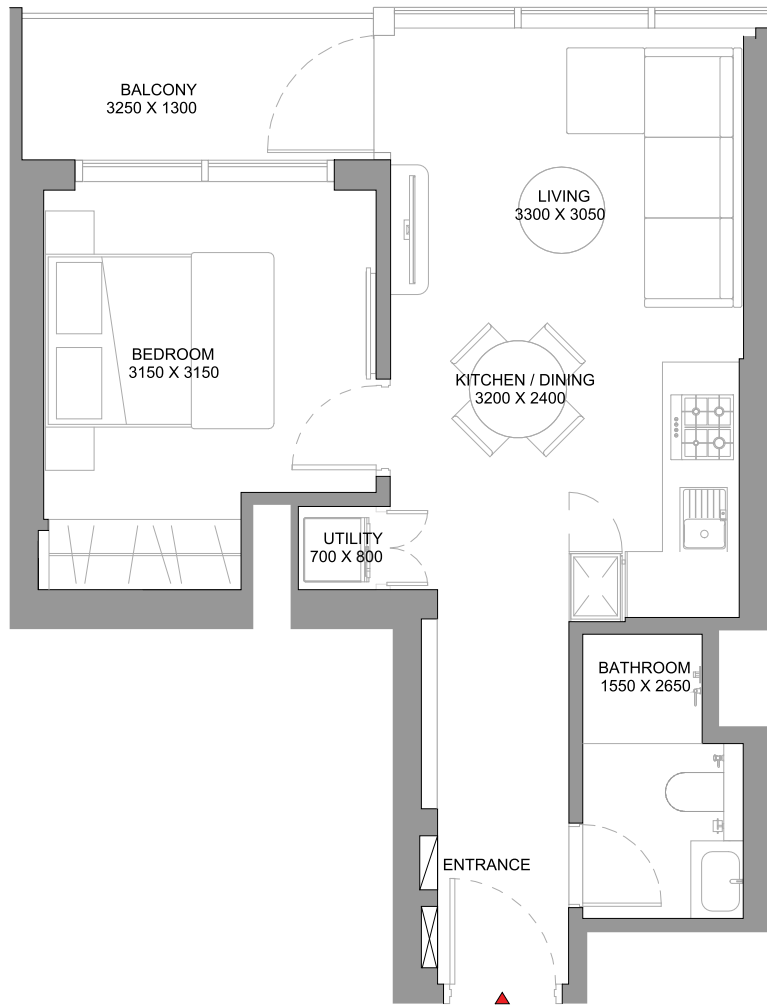
TYPE B (with balcony)

TOTAL SALEABLE AREA

SUITE RANGE = 486.64 SQ.FT. - 489.33 SQ.FT.

BALCONY RANGE = 52.74 SQ.FT. - 54.36 SQ.FT.

TOTAL RANGE = 540.88 SQ.FT. - 542.18 SQ.FT.



List of unit numbers with this unit plan:

VIEWS

Community View
C207, C307, C407

City View
C507, C607, C707, C807, C907, C1007

City View, Villa Community
C1107, C1207, C1307, C1407, C1507, C1607, C1707, C1807, C1907, C2007, C2107, C2207, C2307, C2407, C2507, C2607, C2707, C2807, C2907, C3007, C3107



1 BEDROOM APARTMENT

TYPE B - VARIANT 1 (with balcony)

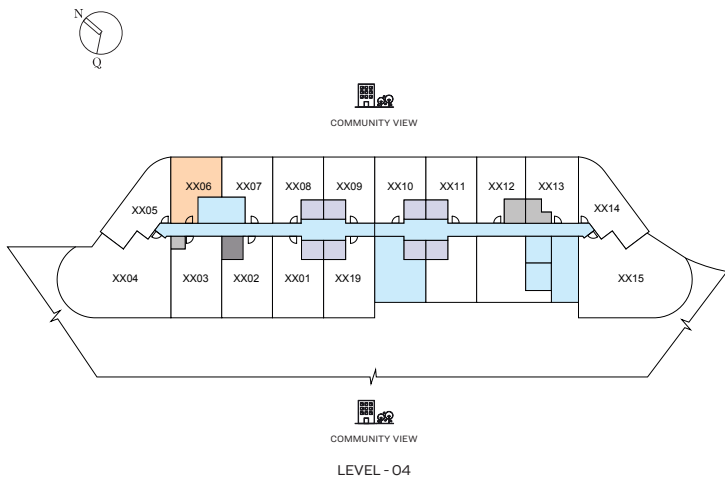
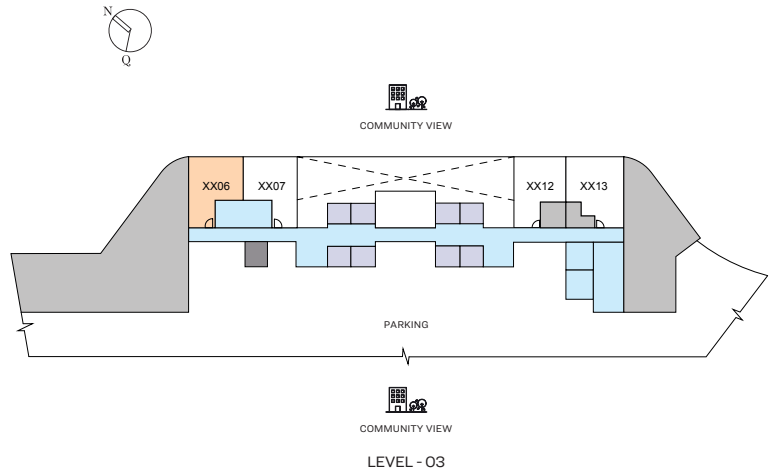
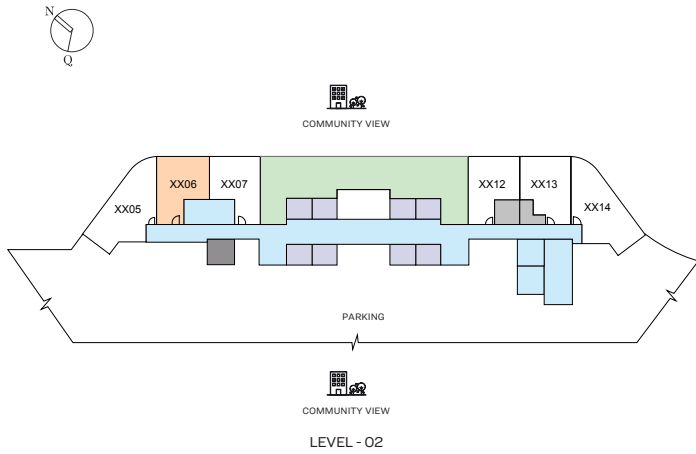
TOTAL SALEABLE AREA

SUITE RANGE = 487.82 SQ.FT. - 492.88 SQ.FT.

BALCONY RANGE = 52.74 SQ.FT. - 54.36 SQ.FT.

TOTAL RANGE = 542.18 SQ.FT. - 546.27 SQ.FT.

 UNIT



List of unit numbers with this unit plan:

VIEWS

Community View

C206, C306, C406

City View

C506, C606, C706, C806, C906, C1006

City View, Villa Community

C1106, C1206, C1306, C1406, C1506, C1606, C1706, C1806, C1906, C2006, C2106, C2206, C2306, C2406, C2506, C2606, C2706, C2806, C2906, C3006, C3106

DISCLAIMER: PLOT PROFILE, GARBAGE ROOM & SWIMMING POOL PARAMETERS WILL VARY FROM PLOT TO PLOT. THE ABOVE AS SHOWN IN THE PLANS ARE INDICATIVE. PLANS, DETAILS AND UNIT ORIENTATION INCLUDED ARE INDICATIVE ONLY AND ARE SUBJECT TO CHANGE BY THE DEVELOPER/SELLER AT ITS SOLE DISCRETION WITHOUT NOTICE AND/OR LIABILITY. ALL IMAGES, INCLUDING FEATURES, FINISHES, FURNISHINGS, VIEW AND SCALE ARE ILLUSTRATIVE ONLY. FINAL AREAS, ORIENTATION, DIMENSIONS, LAYOUT AND MATERIALS MAY DIFFER FROM THOSE STATED.

1 BEDROOM APARTMENT

TYPE B - VARIANT 1 (with balcony)

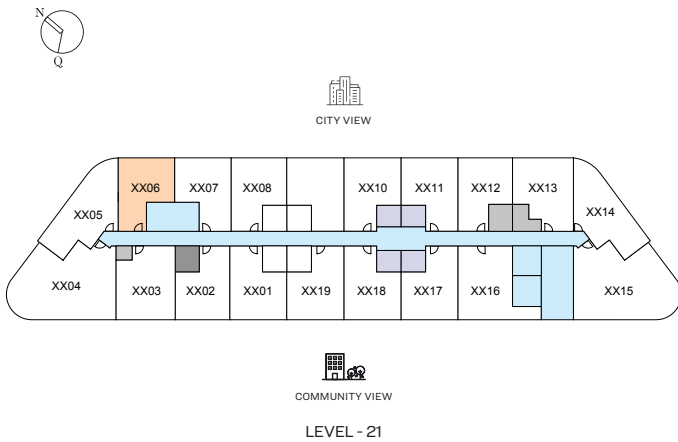
TOTAL SALEABLE AREA

SUITE RANGE = 487.82 SQ.FT. - 492.88 SQ.FT.

BALCONY RANGE = 52.74 SQ.FT. - 54.36 SQ.FT.

TOTAL RANGE = 542.18 SQ.FT. - 546.27 SQ.FT.

 UNIT



List of unit numbers with this unit plan:

VIEWS

Community View

C206, C306, C406

City View

C506, C606, C706, C806, C906, C1006

City View, Villa Community

C1106, C1206, C1306, C1406, C1506, C1606, C1706, C1806, C1906, C2006, C2106, C2206, C2306, C2406, C2506, C2606, C2706, C2806, C2906, C3006, C3106

DISCLAIMER: PLOT PROFILE, GARBAGE ROOM & SWIMMING POOL PARAMETERS WILL VARY FROM PLOT TO PLOT. THE ABOVE AS SHOWN IN THE PLANS ARE INDICATIVE. PLANS, DETAILS AND UNIT ORIENTATION INCLUDED ARE INDICATIVE ONLY AND ARE SUBJECT TO CHANGE BY THE DEVELOPER/SELLER AT ITS SOLE DISCRETION WITHOUT NOTICE AND/OR LIABILITY. ALL IMAGES, INCLUDING FEATURES, FINISHES, FURNISHINGS, VIEW AND SCALE ARE ILLUSTRATIVE ONLY. FINAL AREAS, ORIENTATION, DIMENSIONS, LAYOUT AND MATERIALS MAY DIFFER FROM THOSE STATED.

1 BEDROOM APARTMENT

TYPE B - VARIANT 1 (with balcony)

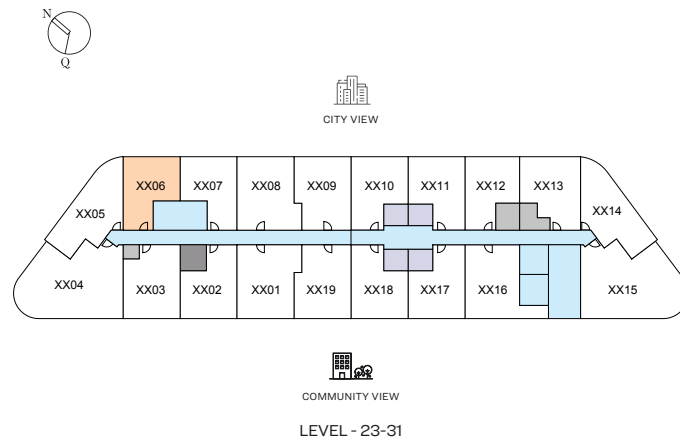
TOTAL SALEABLE AREA

SUITE RANGE = 487.82 SQ.FT. - 492.88 SQ.FT.

BALCONY RANGE = 52.74 SQ.FT. - 54.36 SQ.FT.

TOTAL RANGE = 542.18 SQ.FT. - 546.27 SQ.FT.

 UNIT



List of unit numbers with this unit plan:

VIEWS

Community View

C206, C306, C406

City View

C506, C606, C706, C806, C906, C1006

City View, Villa Community

C1106, C1206, C1306, C1406, C1506, C1606, C1706, C1806, C1906, C2006, C2106, C2206, C2306, C2406, C2506, C2606, C2706, C2806, C2906, C3006, C3106

DISCLAIMER: PLOT PROFILE, GARBAGE ROOM & SWIMMING POOL PARAMETERS WILL VARY FROM PLOT TO PLOT. THE ABOVE AS SHOWN IN THE PLANS ARE INDICATIVE. PLANS, DETAILS AND UNIT ORIENTATION INCLUDED ARE INDICATIVE ONLY AND ARE SUBJECT TO CHANGE BY THE DEVELOPER/SELLER AT ITS SOLE DISCRETION WITHOUT NOTICE AND/OR LIABILITY. ALL IMAGES, INCLUDING FEATURES, FINISHES, FURNISHINGS, VIEW AND SCALE ARE ILLUSTRATIVE ONLY. FINAL AREAS, ORIENTATION, DIMENSIONS, LAYOUT AND MATERIALS MAY DIFFER FROM THOSE STATED.

1 BEDROOM APARTMENT

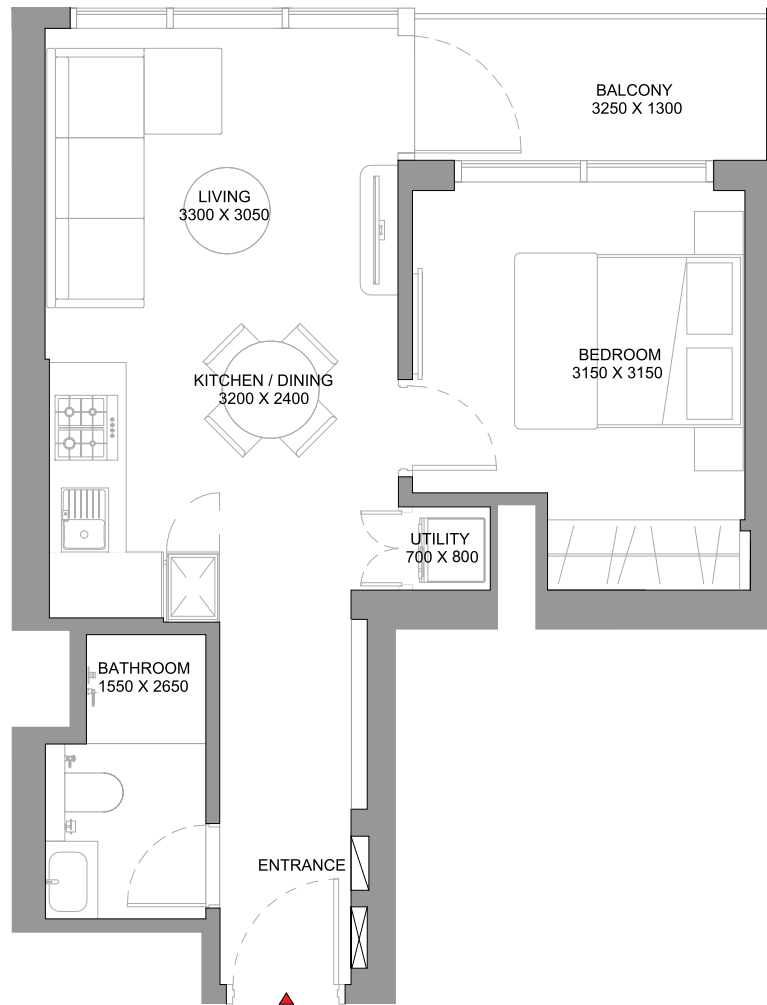
TYPE B - VARIANT 1 (with balcony)

TOTAL SALEABLE AREA

SUITE RANGE = 487.82 SQ.FT. - 492.88 SQ.FT.

BALCONY RANGE = 52.74 SQ.FT. - 54.36 SQ.FT.

TOTAL RANGE = 542.18 SQ.FT. - 546.27 SQ.FT.



List of unit numbers with this unit plan:

VIEWS

Community View
C206, C306, C406

City View
C506, C606, C706, C806, C906, C1006

City View, Villa Community
C1106, C1206, C1306, C1406, C1506, C1606, C1706, C1806, C1906, C2006, C2106, C2206, C2306, C2406, C2506,
C2606, C2706, C2806, C2906, C3006, C3106



1 BEDROOM APARTMENT

TYPE C (with store room + balcony)

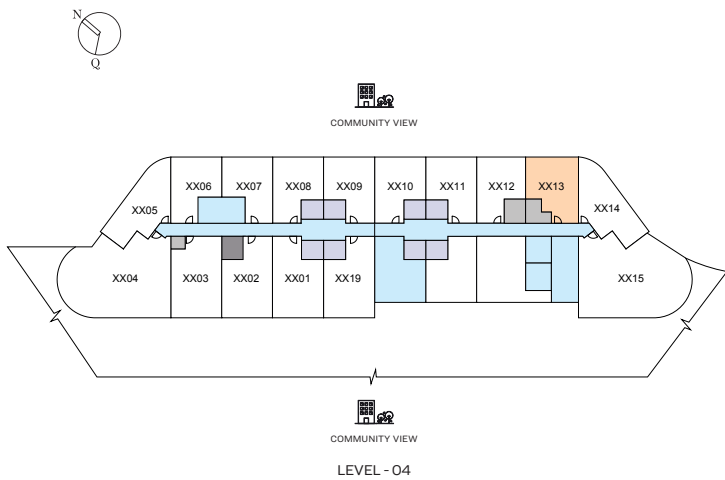
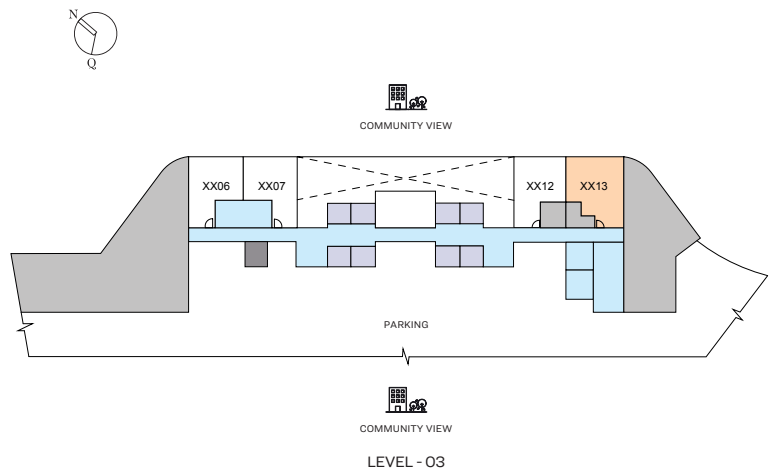
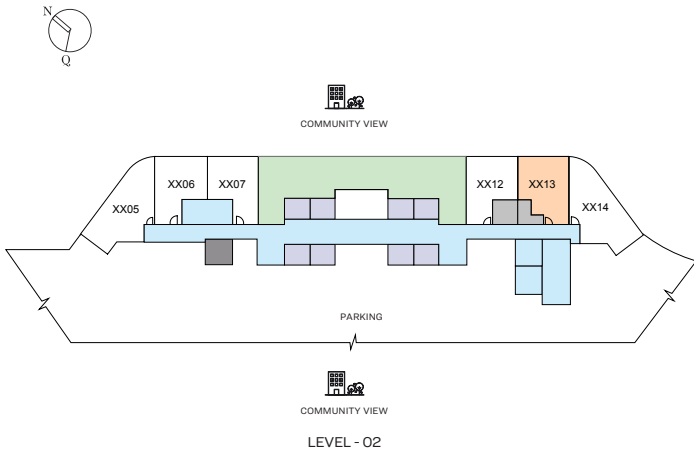
TOTAL SALEABLE AREA

SUITE RANGE = 522.80 SQ.FT. - 527.97 SQ.FT.

BALCONY RANGE = 52.74 SQ.FT. - 54.36 SQ.FT.

TOTAL RANGE = 577.16 SQ.FT. - 580.71 SQ.FT.

 UNIT



List of unit numbers with this unit plan:

VIEWS

Community View

C213, C313, C413

City View

C513, C613, C713, C813, C913

City View, Villa Community

C1113, C1213, C1313, C1413, C1513, C1613, C1713, C1813, C1913, C2113, C2213, C2313, C2413, C2513, C2613, C2713, C2813, C2913, C3113

DISCLAIMER: PLOT PROFILE, GARBAGE ROOM & SWIMMING POOL PARAMETERS WILL VARY FROM PLOT TO PLOT. THE ABOVE AS SHOWN IN THE PLANS ARE INDICATIVE. PLANS, DETAILS AND UNIT ORIENTATION INCLUDED ARE INDICATIVE ONLY AND ARE SUBJECT TO CHANGE BY THE DEVELOPER/SELLER AT ITS SOLE DISCRETION WITHOUT NOTICE AND/OR LIABILITY. ALL IMAGES, INCLUDING FEATURES, FINISHES, FURNISHINGS, VIEW AND SCALE ARE ILLUSTRATIVE ONLY. FINAL AREAS, ORIENTATION, DIMENSIONS, LAYOUT AND MATERIALS MAY DIFFER FROM THOSE STATED.

1 BEDROOM APARTMENT

TYPE C (with store room + balcony)

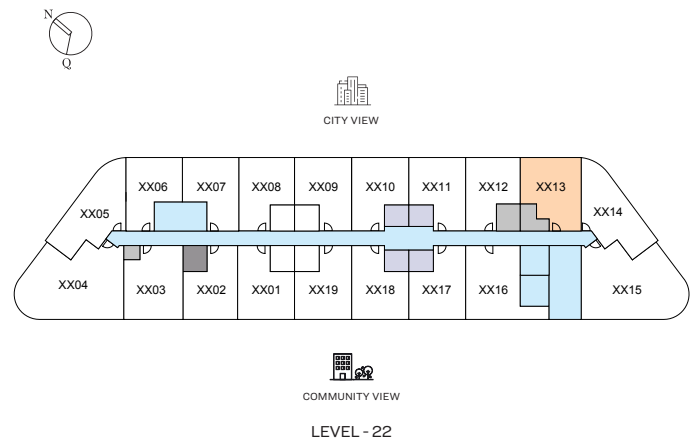
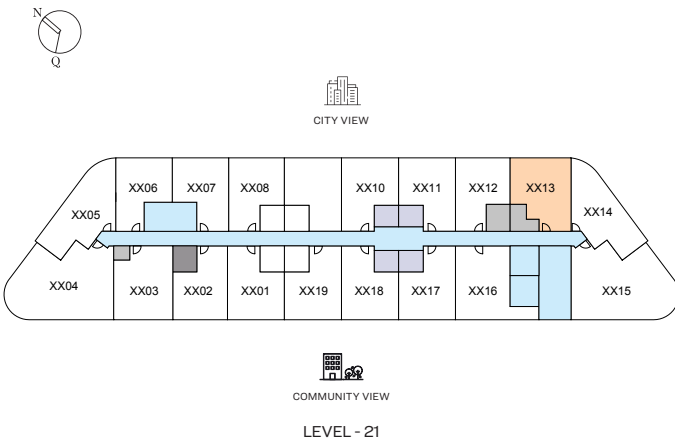
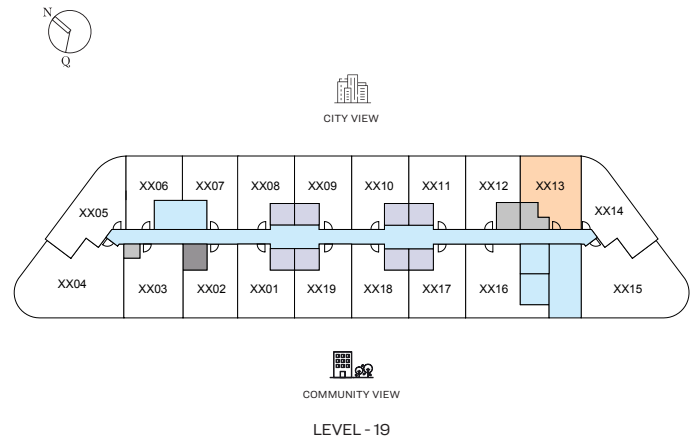
TOTAL SALEABLE AREA

SUITE RANGE = 522.80 SQ.FT. - 527.97 SQ.FT.

BALCONY RANGE = 52.74 SQ.FT. - 54.36 SQ.FT.

TOTAL RANGE = 577.16 SQ.FT. - 580.71 SQ.FT.

 UNIT



List of unit numbers with this unit plan:

VIEWS

Community View

C213, C313, C413

City View

C513, C613, C713, C813, C913

City View, Villa Community

C1113, C1213, C1313, C1413, C1513, C1613, C1713, C1813, C1913, C2113, C2213, C2313, C2413, C2513, C2613, C2713, C2813, C2913, C3113

1 BEDROOM APARTMENT

TYPE C (with store room + balcony)

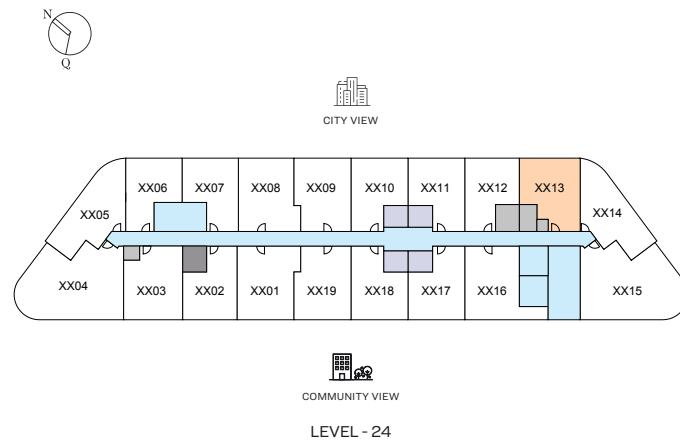
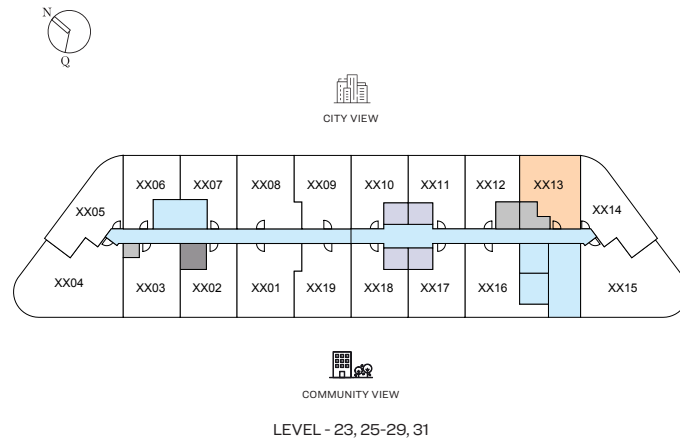
TOTAL SALEABLE AREA

SUITE RANGE = 522.80 SQ.FT. - 527.97 SQ.FT.

BALCONY RANGE = 52.74 SQ.FT. - 54.36 SQ.FT.

TOTAL RANGE = 577.16 SQ.FT. - 580.71 SQ.FT.

 UNIT



List of unit numbers with this unit plan:

VIEWS

Community View

C213, C313, C413

City View

C513, C613, C713, C813, C913

City View, Villa Community

C1113, C1213, C1313, C1413, C1513, C1613, C1713, C1813, C1913, C2113, C2213, C2313, C2413, C2513, C2613, C2713, C2813, C2913, C3113

DISCLAIMER: PLOT PROFILE, GARBAGE ROOM & SWIMMING POOL PARAMETERS WILL VARY FROM PLOT TO PLOT. THE ABOVE AS SHOWN IN THE PLANS ARE INDICATIVE. PLANS, DETAILS AND UNIT ORIENTATION INCLUDED ARE INDICATIVE ONLY AND ARE SUBJECT TO CHANGE BY THE DEVELOPER/SELLER AT ITS SOLE DISCRETION WITHOUT NOTICE AND/OR LIABILITY. ALL IMAGES, INCLUDING FEATURES, FINISHES, FURNISHINGS, VIEW AND SCALE ARE ILLUSTRATIVE ONLY. FINAL AREAS, ORIENTATION, DIMENSIONS, LAYOUT AND MATERIALS MAY DIFFER FROM THOSE STATED.

1 BEDROOM APARTMENT

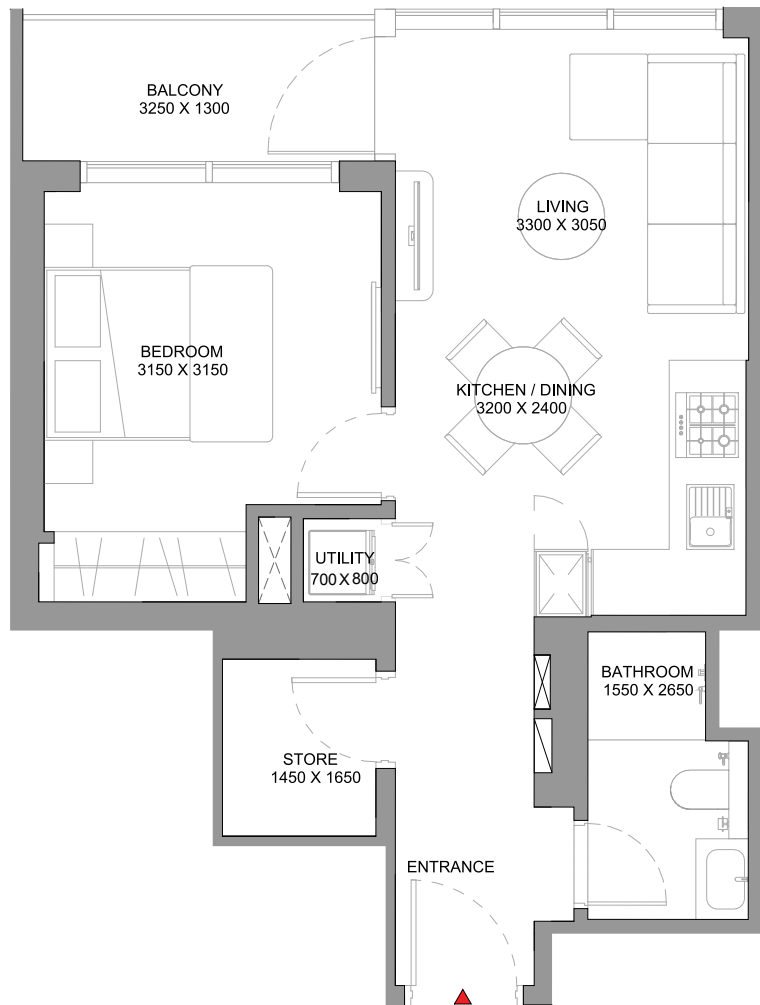
TYPE C (with store room + balcony)

TOTAL SALEABLE AREA

SUITE RANGE = 522.80 SQ.FT. - 527.97 SQ.FT.

BALCONY RANGE = 52.74 SQ.FT. - 54.36 SQ.FT.

TOTAL RANGE = 577.16 SQ.FT. - 580.71 SQ.FT.



List of unit numbers with this unit plan:

VIEWS

Community View
C213, C313, C413

City View
C513, C613, C713, C813, C913

City View, Villa Community
C1113, C1213, C1313, C1413, C1513, C1613, C1713, C1813, C1913, C2113, C2213, C2313, C2413, C2513, C2613, C2713, C2813, C2913, C3113



1 BEDROOM APARTMENT

TYPE C - VARIANT 1 (with balcony)

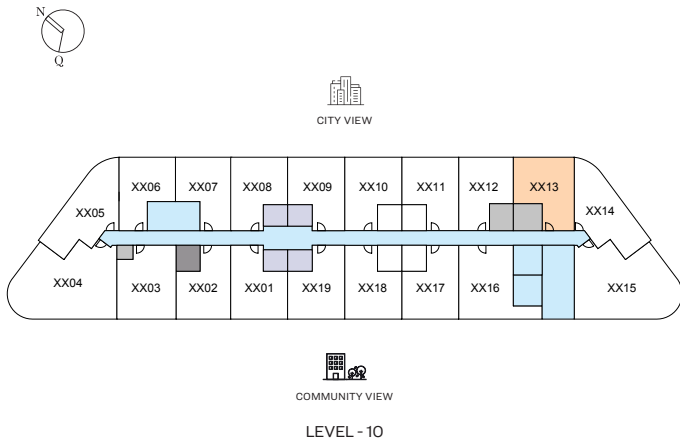
TOTAL SALEABLE AREA

SUITE = 488.47 SQ.FT.

BALCONY = 54.36 SQ.FT.

TOTAL = 542.83 SQ.FT.

 UNIT



List of unit numbers with this unit plan:

VIEWS

City View
C1013

City View, Villa Community
C2013, C3013

DISCLAIMER: PLOT PROFILE, GARBAGE ROOM & SWIMMING POOL PARAMETERS WILL VARY FROM PLOT TO PLOT. THE ABOVE AS SHOWN IN THE PLANS ARE INDICATIVE. PLANS, DETAILS AND UNIT ORIENTATION INCLUDED ARE INDICATIVE ONLY AND ARE SUBJECT TO CHANGE BY THE DEVELOPER/SELLER AT ITS SOLE DISCRETION WITHOUT NOTICE AND/OR LIABILITY. ALL IMAGES, INCLUDING FEATURES, FINISHES, FURNISHINGS, VIEW AND SCALE ARE ILLUSTRATIVE ONLY. FINAL AREAS, ORIENTATION, DIMENSIONS, LAYOUT AND MATERIALS MAY DIFFER FROM THOSE STATED.

1 BEDROOM APARTMENT

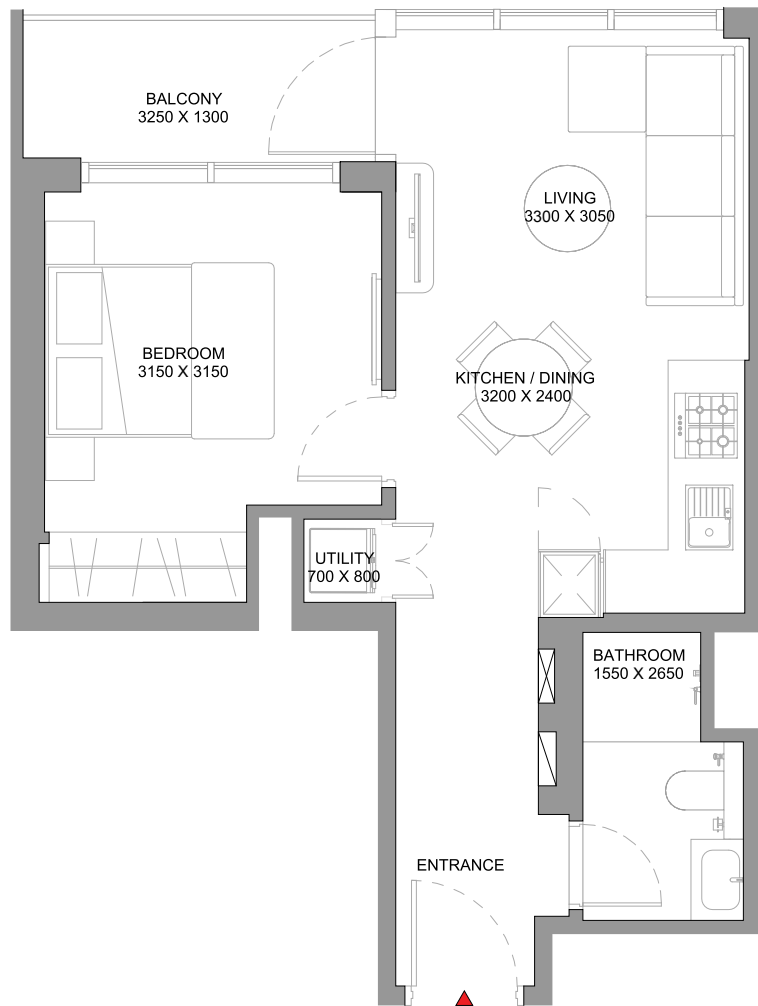
TYPE C - VARIANT 1 (with balcony)

TOTAL SALEABLE AREA

SUITE = 488.47 SQ.FT.

BALCONY = 54.36 SQ.FT.

TOTAL = 542.83 SQ.FT.



List of unit numbers with this unit plan:

VIEWS

City View
C1013

City View, Villa Community
C2013, C3013



1.5 BEDROOM APARTMENT

TYPE A (with study room + balcony)

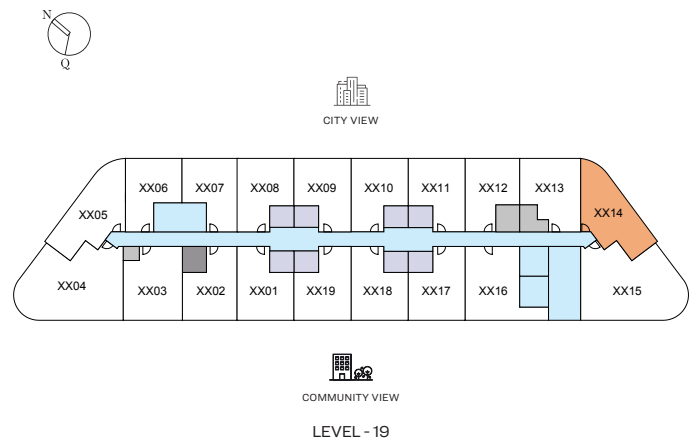
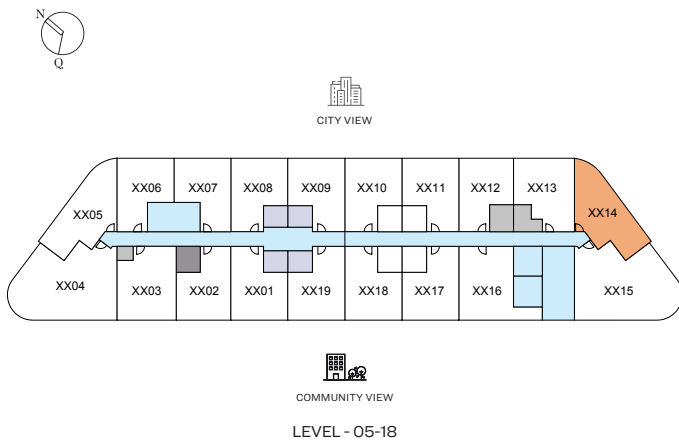
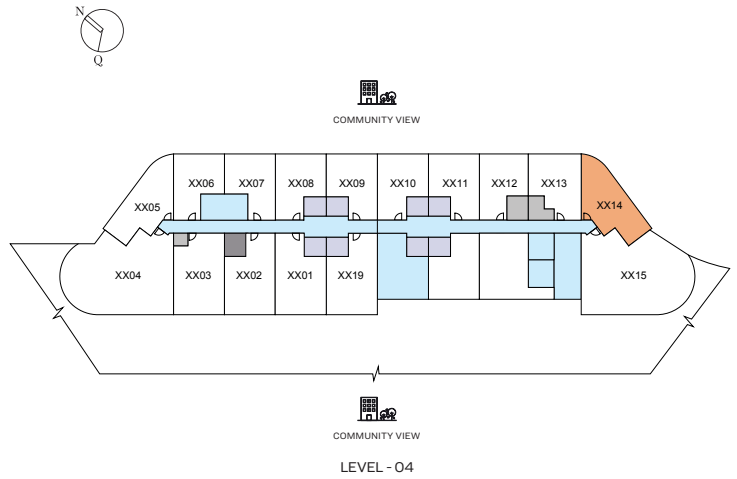
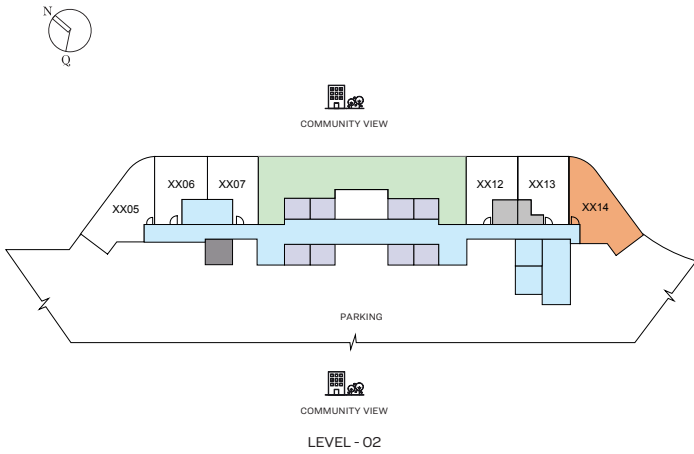
TOTAL SALEABLE AREA

SUITE RANGE = 610.21 SQ.FT. - 619.68 SQ.FT.

BALCONY = 64.37 SQ.FT.

TOTAL RANGE = 674.58 SQ.FT. - 684.05 SQ.FT.

 UNIT



List of unit numbers with this unit plan:

VIEWS

Community View

C214, C414

City View

C514, C614, C714, C814, C914, C1014

City View, Villa Community

C1114, C1214, C1314, C1414, C1514, C1614, C1714, C1814, C1914, C2014, C2114, C2214, C2314, C2414, C2514, C2614, C2714, C2814, C2914, C3014, C3114

DISCLAIMER: PLOT PROFILE, GARBAGE ROOM & SWIMMING POOL PARAMETERS WILL VARY FROM PLOT TO PLOT. THE ABOVE AS SHOWN IN THE PLANS ARE INDICATIVE. PLANS, DETAILS AND UNIT ORIENTATION INCLUDED ARE INDICATIVE ONLY AND ARE SUBJECT TO CHANGE BY THE DEVELOPER/SELLER AT ITS SOLE DISCRETION WITHOUT NOTICE AND/OR LIABILITY. ALL IMAGES, INCLUDING FEATURES, FINISHES, FURNISHINGS, VIEW AND SCALE ARE ILLUSTRATIVE ONLY. FINAL AREAS, ORIENTATION, DIMENSIONS, LAYOUT AND MATERIALS MAY DIFFER FROM THOSE STATED.

1.5 BEDROOM APARTMENT

TYPE A (with study room + balcony)

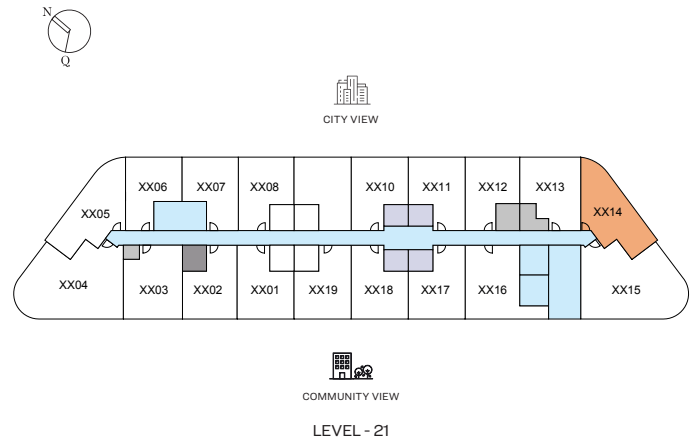
TOTAL SALEABLE AREA

SUITE RANGE = 610.21 SQ.FT. - 619.68 SQ.FT.

BALCONY = 64.37 SQ.FT.

TOTAL RANGE = 674.58 SQ.FT. - 684.05 SQ.FT.

 UNIT



List of unit numbers with this unit plan:

VIEWS

Community View

C214, C414

City View

C514, C614, C714, C814, C914, C1014

City View, Villa Community

C1114, C1214, C1314, C1414, C1514, C1614, C1714, C1814, C1914, C2014, C2114, C2214, C2314, C2414, C2514, C2614, C2714, C2814, C2914, C3014, C3114

DISCLAIMER: PLOT PROFILE, GARBAGE ROOM & SWIMMING POOL PARAMETERS WILL VARY FROM PLOT TO PLOT. THE ABOVE AS SHOWN IN THE PLANS ARE INDICATIVE. PLANS, DETAILS AND UNIT ORIENTATION INCLUDED ARE INDICATIVE ONLY AND ARE SUBJECT TO CHANGE BY THE DEVELOPER/SELLER AT ITS SOLE DISCRETION WITHOUT NOTICE AND/OR LIABILITY. ALL IMAGES, INCLUDING FEATURES, FINISHES, FURNISHINGS, VIEW AND SCALE ARE ILLUSTRATIVE ONLY. FINAL AREAS, ORIENTATION, DIMENSIONS, LAYOUT AND MATERIALS MAY DIFFER FROM THOSE STATED.

1.5 BEDROOM APARTMENT

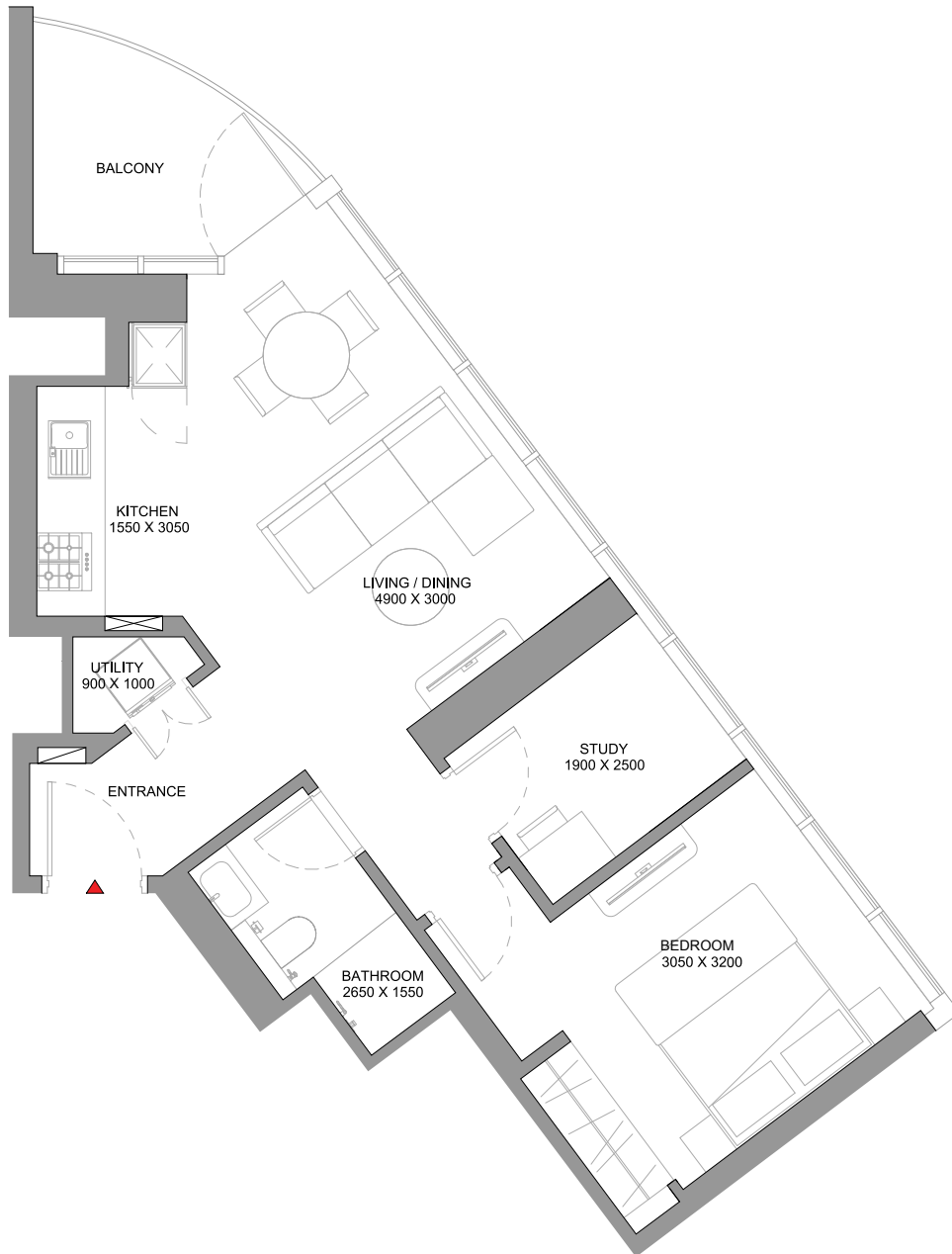
TYPE A (with study room + balcony)

TOTAL SALEABLE AREA

SUITE RANGE = 610.21 SQ.FT. - 619.68 SQ.FT.

BALCONY = 64.37 SQ.FT.

TOTAL RANGE = 674.58 SQ.FT. - 684.05 SQ.FT.



List of unit numbers with this unit plan:

VIEWS

Community View

C214, C414

City View

C514, C614, C714, C814, C914, C1014

City View, Villa Community

C1114, C1214, C1314, C1414, C1514, C1614, C1714, C1814, C1914, C2014, C2114, C2214, C2314, C2414, C2514, C2614, C2714, C2814, C2914, C3014, C3114



1.5 BEDROOM APARTMENT

TYPE A - VARIANT 1 (with study room + balcony)

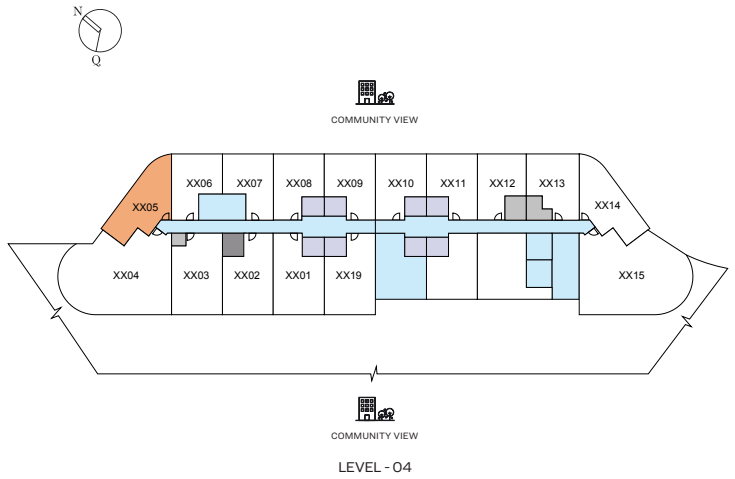
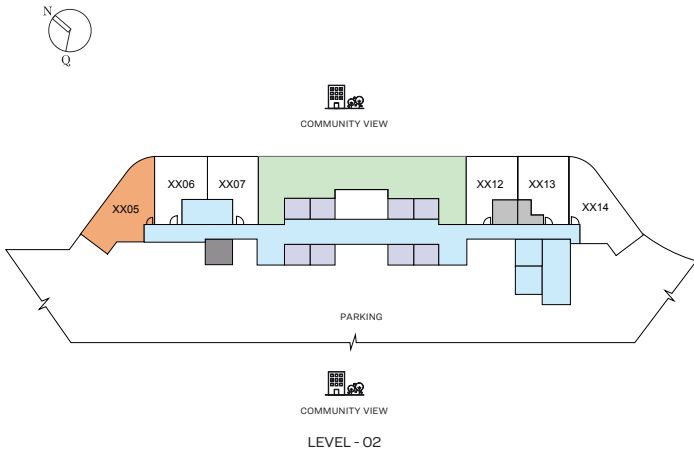
TOTAL SALEABLE AREA

SUITE RANGE = 608.91 - 616.77 SQ.FT.

BALCONY = 64.58 SQ.FT.

TOTAL RANGE = 673.49 - 681.35 SQ.FT.

 UNIT



List of unit numbers with this unit plan:

VIEWS

Community View

C205, C405

City View

C505, C605, C705, C805, C905, C1005

City View, Villa Community

C1105, C1205, C1305, C1405, C1505, C1605, C1705, C1805, C1905, C2005, C2105, C2205, C2305, C2405, C2505, C2605, C2705, C2805, C2905, C3005, C3105

DISCLAIMER: PLOT PROFILE, GARBAGE ROOM & SWIMMING POOL PARAMETERS WILL VARY FROM PLOT TO PLOT. THE ABOVE AS SHOWN IN THE PLANS ARE INDICATIVE. PLANS, DETAILS AND UNIT ORIENTATION INCLUDED ARE INDICATIVE ONLY AND ARE SUBJECT TO CHANGE BY THE DEVELOPER/SELLER AT ITS SOLE DISCRETION WITHOUT NOTICE AND/OR LIABILITY. ALL IMAGES, INCLUDING FEATURES, FINISHES, FURNISHINGS, VIEW AND SCALE ARE ILLUSTRATIVE ONLY. FINAL AREAS, ORIENTATION, DIMENSIONS, LAYOUT AND MATERIALS MAY DIFFER FROM THOSE STATED.

1.5 BEDROOM APARTMENT

TYPE A - VARIANT 1 (with study room + balcony)

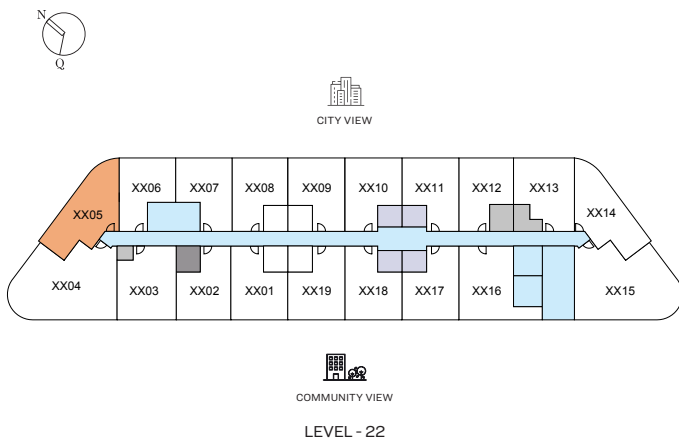
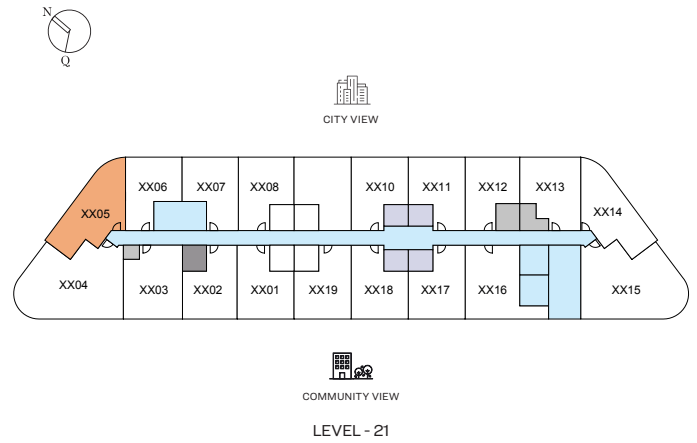
TOTAL SALEABLE AREA

SUITE RANGE = 608.91 - 616.77 SQ.FT.

BALCONY = 64.58 SQ.FT.

TOTAL RANGE = 673.49 - 681.35 SQ.FT.

 UNIT



List of unit numbers with this unit plan:

VIEW S

Community View

C205, C405

City View

C505, C605, C705, C805, C905, C1005

City View, Villa Community

C1105, C1205, C1305, C1405, C1505, C1605, C1705, C1805, C1905, C2005, C2105, C2205, C2305, C2405, C2505, C2605, C2705, C2805, C2905, C3005, C3105

DISCLAIMER: PLOT PROFILE, GARBAGE ROOM & SWIMMING POOL PARAMETERS WILL VARY FROM PLOT TO PLOT. THE ABOVE AS SHOWN IN THE PLANS ARE INDICATIVE. PLANS, DETAILS AND UNIT ORIENTATION INCLUDED ARE INDICATIVE ONLY AND ARE SUBJECT TO CHANGE BY THE DEVELOPER/SELLER AT ITS SOLE DISCRETION WITHOUT NOTICE AND/OR LIABILITY. ALL IMAGES, INCLUDING FEATURES, FINISHES, FURNISHINGS, VIEW AND SCALE ARE ILLUSTRATIVE ONLY. FINAL AREAS, ORIENTATION, DIMENSIONS, LAYOUT AND MATERIALS MAY DIFFER FROM THOSE STATED.

1.5 BEDROOM APARTMENT

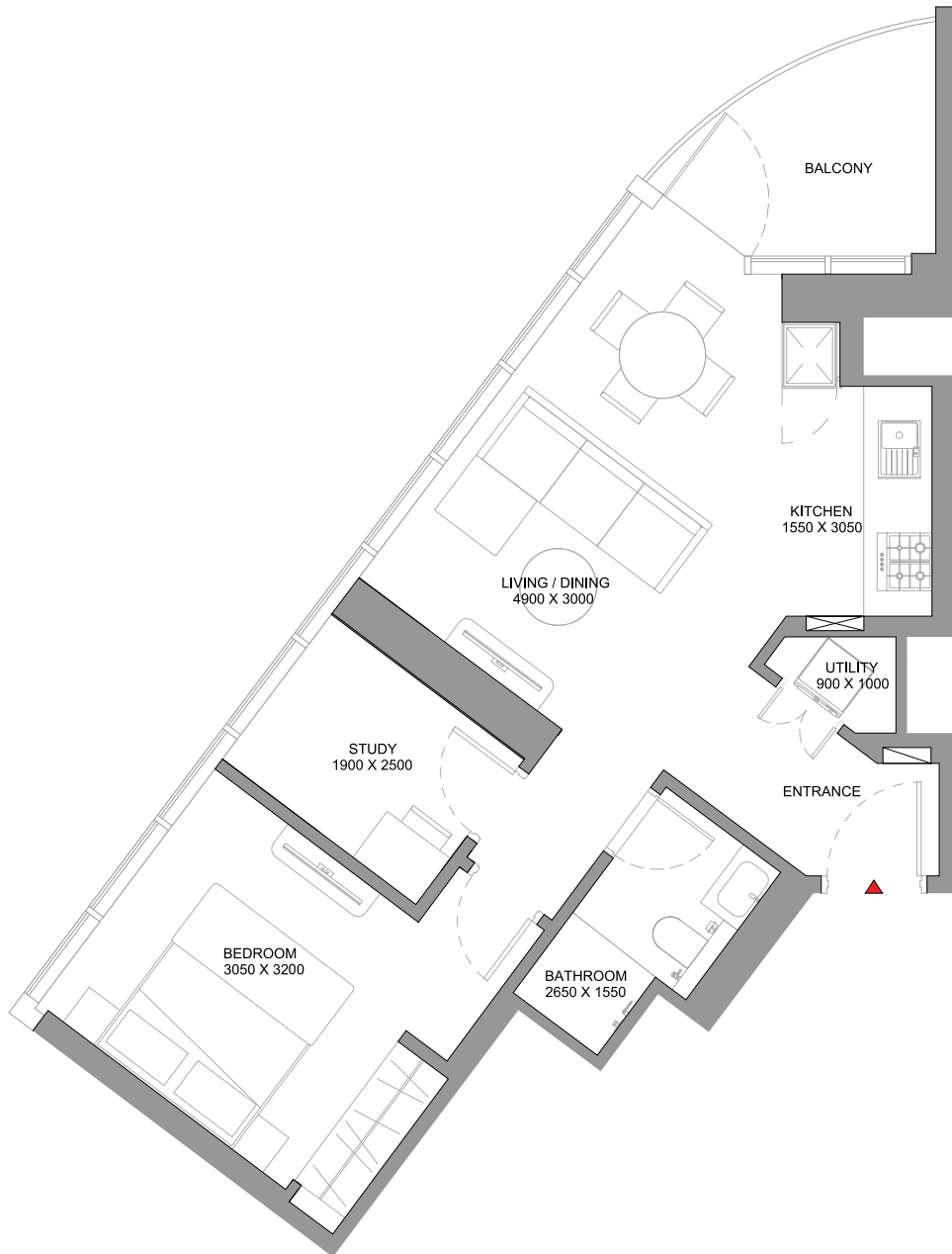
TYPE A - VARIANT 1 (with study room + balcony)

TOTAL SALEABLE AREA

SUITE RANGE = 608.91 - 616.77 SQ.FT.

BALCONY = 64.58 SQ.FT.

TOTAL RANGE = 673.49 - 681.35 SQ.FT.



List of unit numbers with this unit plan:

VIEWS

Community View
C205, C405

City View
C505, C605, C705, C805, C905, C1005

City View, Villa Community
C1105, C1205, C1305, C1405, C1505, C1605, C1705, C1805, C1905, C2005, C2105, C2205, C2305, C2405, C2505, C2605, C2705, C2805, C2905, C3005, C3105



1.5 BEDROOM APARTMENT

TYPE B (with store room and powder room + balcony)

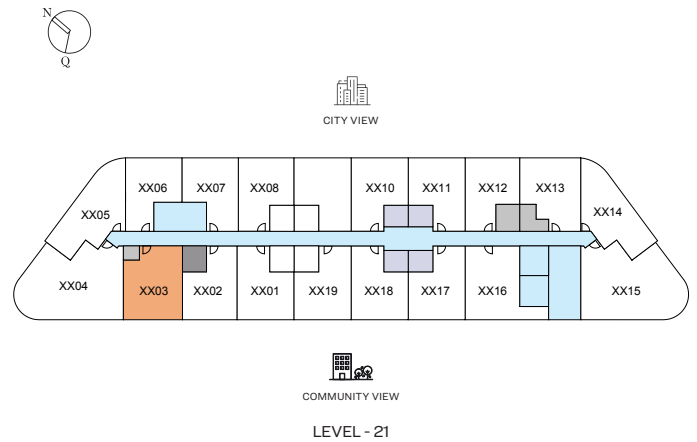
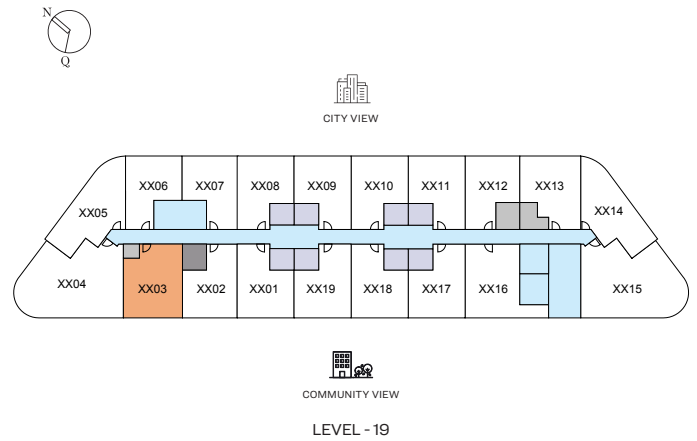
TOTAL SALEABLE AREA

SUITE RANGE = 560.91 SQ.FT. - 561.12 SQ.FT.

BALCONY = 54.36 SQ.FT.

TOTAL RANGE = 615.27 SQ.FT. - 615.48 SQ.FT.

 UNIT



List of unit numbers with this unit plan:

VIEWS

Community view, Amenity view

C503, C603, C703, C803, C903, C1003

Community view

C1103, C1203, C1303, C1403, C1503, C1603, C1703, C1803, C1903, C2003, C2103, C2203, C2303, C2403, C2503, C2603, C2703, C2803, C2903, C3003, C3103

DISCLAIMER: PLOT PROFILE, GARBAGE ROOM & SWIMMING POOL PARAMETERS WILL VARY FROM PLOT TO PLOT. THE ABOVE AS SHOWN IN THE PLANS ARE INDICATIVE. PLANS, DETAILS AND UNIT ORIENTATION INCLUDED ARE INDICATIVE ONLY AND ARE SUBJECT TO CHANGE BY THE DEVELOPER/SELLER AT ITS SOLE DISCRETION WITHOUT NOTICE AND/OR LIABILITY. ALL IMAGES, INCLUDING FEATURES, FINISHES, FURNISHINGS, VIEW AND SCALE ARE ILLUSTRATIVE ONLY. FINAL AREAS, ORIENTATION, DIMENSIONS, LAYOUT AND MATERIALS MAY DIFFER FROM THOSE STATED.

1.5 BEDROOM APARTMENT

TYPE B (with store room and powder room + balcony)

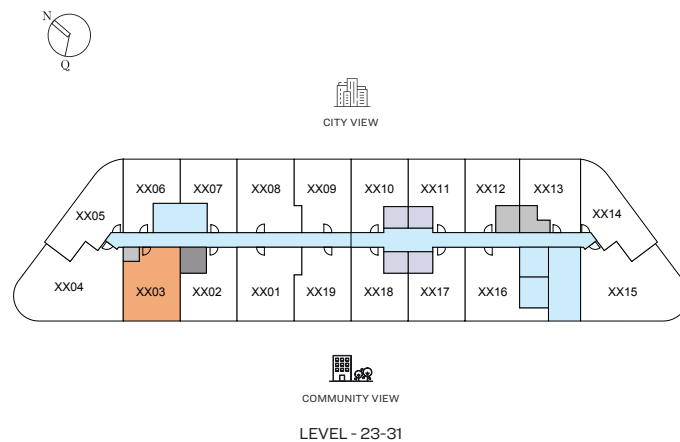
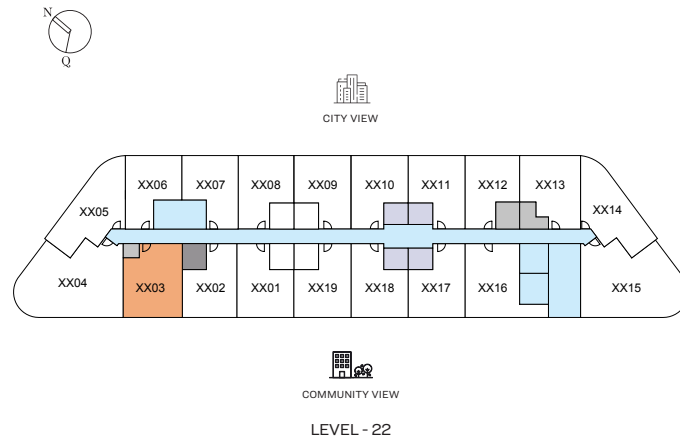
TOTAL SALEABLE AREA

SUITE RANGE = 560.91 SQ.FT. - 561.12 SQ.FT.

BALCONY = 54.36 SQ.FT.

TOTAL RANGE = 615.27 SQ.FT. - 615.48 SQ.FT.

 UNIT



List of unit numbers with this unit plan:

VIEWS

Community view, Amenity view

C503, C603, C703, C803, C903, C1003

Community view

C1103, C1203, C1303, C1403, C1503, C1603, C1703, C1803, C1903, C2003, C2103, C2203, C2303, C2403, C2503, C2603, C2703, C2803, C2903, C3003, C3103

DISCLAIMER: PLOT PROFILE, GARBAGE ROOM & SWIMMING POOL PARAMETERS WILL VARY FROM PLOT TO PLOT. THE ABOVE AS SHOWN IN THE PLANS ARE INDICATIVE. PLANS, DETAILS AND UNIT ORIENTATION INCLUDED ARE INDICATIVE ONLY AND ARE SUBJECT TO CHANGE BY THE DEVELOPER/SELLER AT ITS SOLE DISCRETION WITHOUT NOTICE AND/OR LIABILITY. ALL IMAGES, INCLUDING FEATURES, FINISHES, FURNISHINGS, VIEW AND SCALE ARE ILLUSTRATIVE ONLY. FINAL AREAS, ORIENTATION, DIMENSIONS, LAYOUT AND MATERIALS MAY DIFFER FROM THOSE STATED.

1.5 BEDROOM APARTMENT

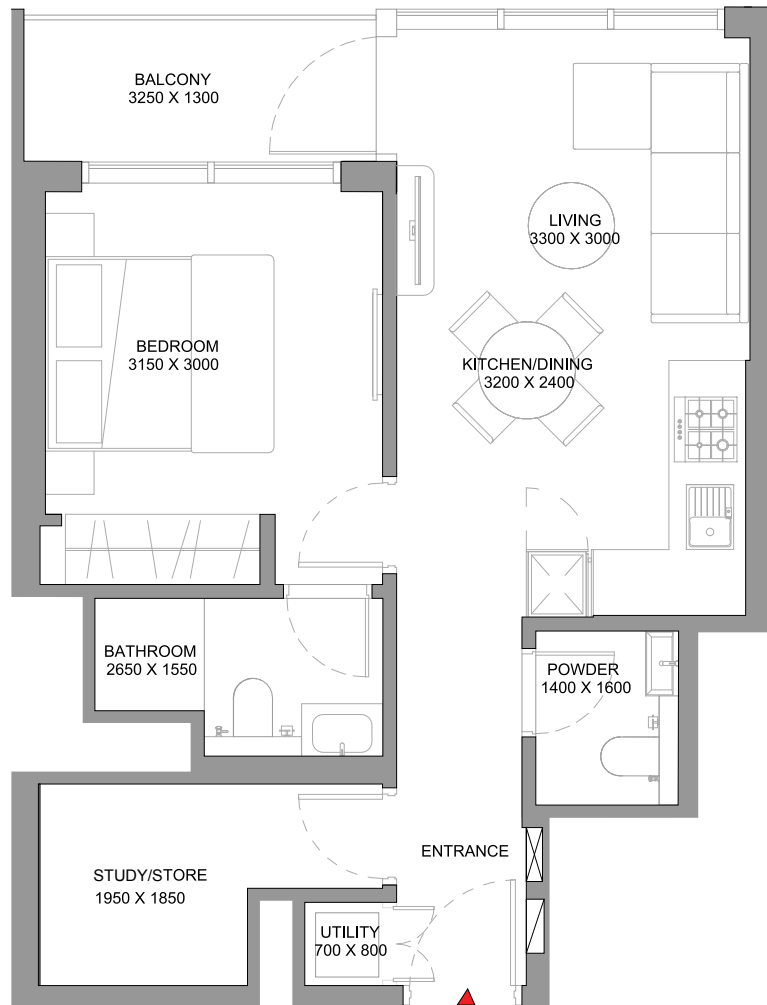
TYPE B (with store room and powder room + balcony)

TOTAL SALEABLE AREA

SUITE RANGE = 560.91 SQ.FT. - 561.12 SQ.FT.

BALCONY = 54.36 SQ.FT.

TOTAL RANGE = 615.27 SQ.FT. - 615.48 SQ.FT.



List of unit numbers with this unit plan:

VIEWS

Community view, Amenity view

C503, C603, C703, C803, C903, C1003

Community view

C1103, C1203, C1303, C1403, C1503, C1603, C1703, C1803, C1903, C2003, C2103, C2203, C2303, C2403, C2503, C2603, C2703, C2803, C2903, C3003, C3103



1.5 BEDROOM APARTMENT

TYPE B - VARIANT 1 (with store room and powder room + yard)

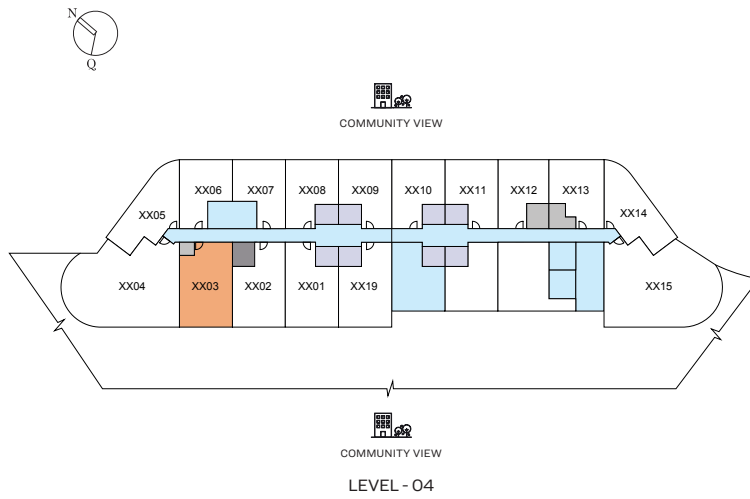
TOTAL SALEABLE AREA

SUITE = 562.41 SQ.FT.

YARD = 215.71 SQ.FT.

TOTAL = 778.12 SQ.FT.

 UNIT



List of unit numbers with this unit plan:

VIEWS

Community view, Amenity view

C403

DISCLAIMER: PLOT PROFILE, GARBAGE ROOM & SWIMMING POOL PARAMETERS WILL VARY FROM PLOT TO PLOT. THE ABOVE AS SHOWN IN THE PLANS ARE INDICATIVE. PLANS, DETAILS AND UNIT ORIENTATION INCLUDED ARE INDICATIVE ONLY AND ARE SUBJECT TO CHANGE BY THE DEVELOPER/SELLER AT ITS SOLE DISCRETION WITHOUT NOTICE AND/OR LIABILITY. ALL IMAGES, INCLUDING FEATURES, FINISHES, FURNISHINGS, VIEW AND SCALE ARE ILLUSTRATIVE ONLY. FINAL AREAS, ORIENTATION, DIMENSIONS, LAYOUT AND MATERIALS MAY DIFFER FROM THOSE STATED.

1.5 BEDROOM APARTMENT

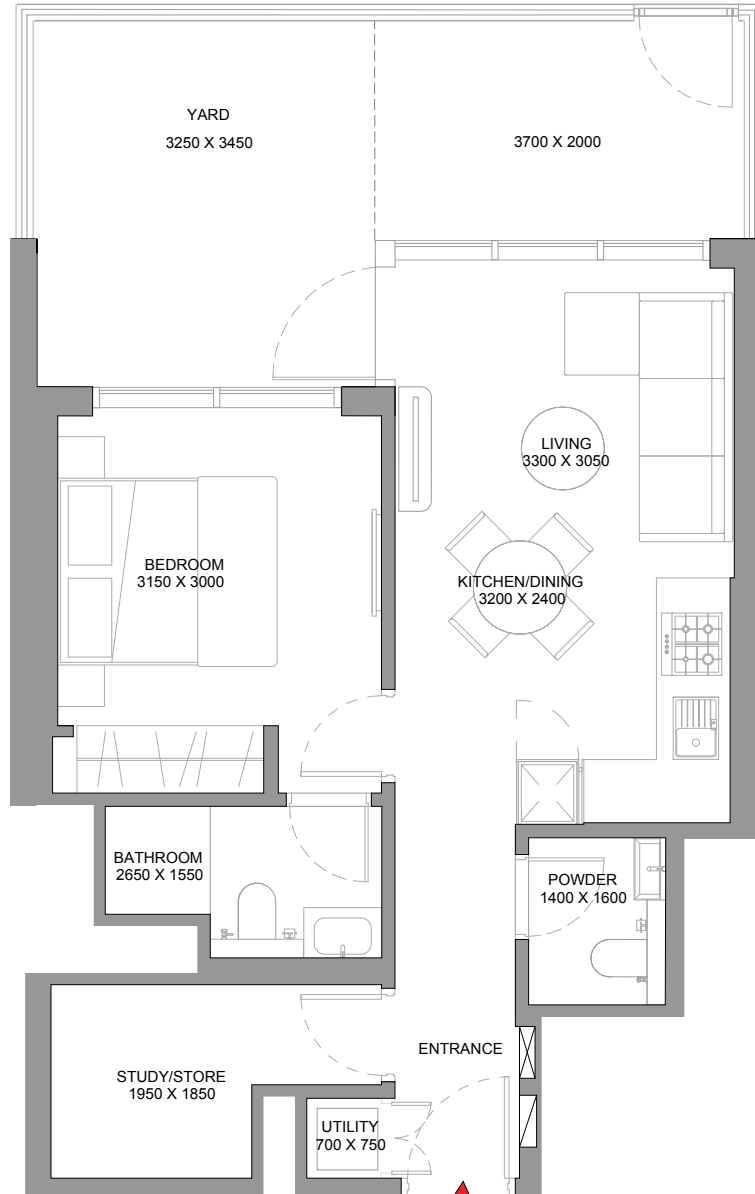
TYPE B - VARIANT 1 (with store room and powder room + yard)

TOTAL SALEABLE AREA

SUITE = 562.41 SQ.FT.

YARD = 215.71 SQ.FT.

TOTAL = 778.12 SQ.FT.



List of unit numbers with this unit plan:

VIEWS

Community view, Amenity view

C403

DISCLAIMER: PLOT PROFILE, GARBAGE ROOM & SWIMMING POOL PARAMETERS WILL VARY FROM PLOT TO PLOT. THE ABOVE AS SHOWN IN THE PLANS ARE INDICATIVE. PLANS, DETAILS AND UNIT ORIENTATION INCLUDED ARE INDICATIVE ONLY AND ARE SUBJECT TO CHANGE BY THE DEVELOPER/SELLER AT ITS SOLE DISCRETION WITHOUT NOTICE AND/OR LIABILITY. ALL IMAGES, INCLUDING FEATURES, FINISHES, FURNISHINGS, VIEW AND SCALE ARE ILLUSTRATIVE ONLY. FINAL AREAS, ORIENTATION, DIMENSIONS, LAYOUT AND MATERIALS MAY DIFFER FROM THOSE STATED.

1.5 BEDROOM APARTMENT

TYPE C (with store room and powder room + balcony)

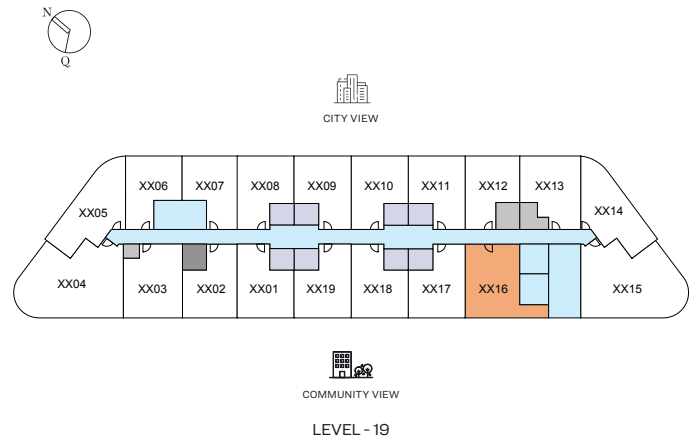
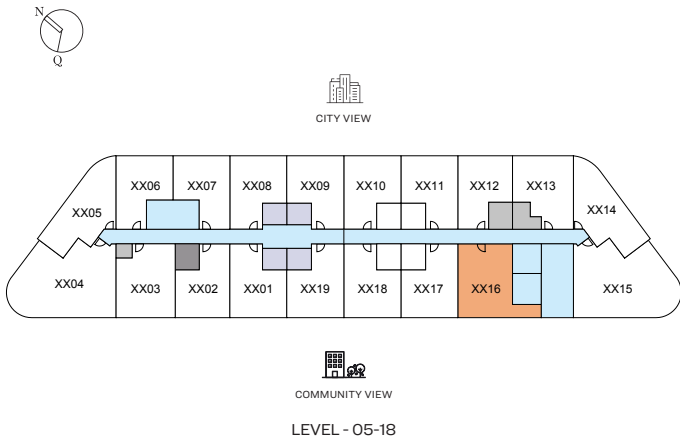
TOTAL SALEABLE AREA

SUITE RANGE = 599.98 SQ.FT. - 601.16 SQ.FT.

BALCONY = 100.21 SQ.FT.

TOTAL RANGE = 700.19 SQ.FT. - 701.37 SQ.FT.

 UNIT



List of unit numbers with this unit plan:

VIEWS

Community view, Amenity view

C516, C616, C716, C816, C916, C1016

Community view

C1116, C1216, C1316, C1416, C1516, C1616, C1716, C1816, C1916, C2016, C2116, C2216, C2316, C2416, C2516, C2616, C2716, C2816, C2916, C3016, C3116

DISCLAIMER: PLOT PROFILE, GARBAGE ROOM & SWIMMING POOL PARAMETERS WILL VARY FROM PLOT TO PLOT. THE ABOVE AS SHOWN IN THE PLANS ARE INDICATIVE. PLANS, DETAILS AND UNIT ORIENTATION INCLUDED ARE INDICATIVE ONLY AND ARE SUBJECT TO CHANGE BY THE DEVELOPER/SELLER AT ITS SOLE DISCRETION WITHOUT NOTICE AND/OR LIABILITY. ALL IMAGES, INCLUDING FEATURES, FINISHES, FURNISHINGS, VIEW AND SCALE ARE ILLUSTRATIVE ONLY. FINAL AREAS, ORIENTATION, DIMENSIONS, LAYOUT AND MATERIALS MAY DIFFER FROM THOSE STATED.

1.5 BEDROOM APARTMENT

TYPE C (with store room and powder room + balcony)

TOTAL SALEABLE AREA

SUITE RANGE = 599.98 SQ.FT. - 601.16 SQ.FT.

BALCONY = 100.21 SQ.FT.

TOTAL RANGE = 700.19 SQ.FT. - 701.37 SQ.FT.

 UNIT



List of unit numbers with this unit plan:

VIEWS

Community view, Amenity view

C516, C616, C716, C816, C916, C1016

Community view

C1116, C1216, C1316, C1416, C1516, C1616, C1716, C1816, C1916, C2016, C2116, C2216, C2316, C2416, C2516, C2616, C2716, C2816, C2916, C3016, C3116

DISCLAIMER: PLOT PROFILE, GARBAGE ROOM & SWIMMING POOL PARAMETERS WILL VARY FROM PLOT TO PLOT. THE ABOVE AS SHOWN IN THE PLANS ARE INDICATIVE. PLANS, DETAILS AND UNIT ORIENTATION INCLUDED ARE INDICATIVE ONLY AND ARE SUBJECT TO CHANGE BY THE DEVELOPER/SELLER AT ITS SOLE DISCRETION WITHOUT NOTICE AND/OR LIABILITY. ALL IMAGES, INCLUDING FEATURES, FINISHES, FURNISHINGS, VIEW AND SCALE ARE ILLUSTRATIVE ONLY. FINAL AREAS, ORIENTATION, DIMENSIONS, LAYOUT AND MATERIALS MAY DIFFER FROM THOSE STATED.

1.5 BEDROOM APARTMENT

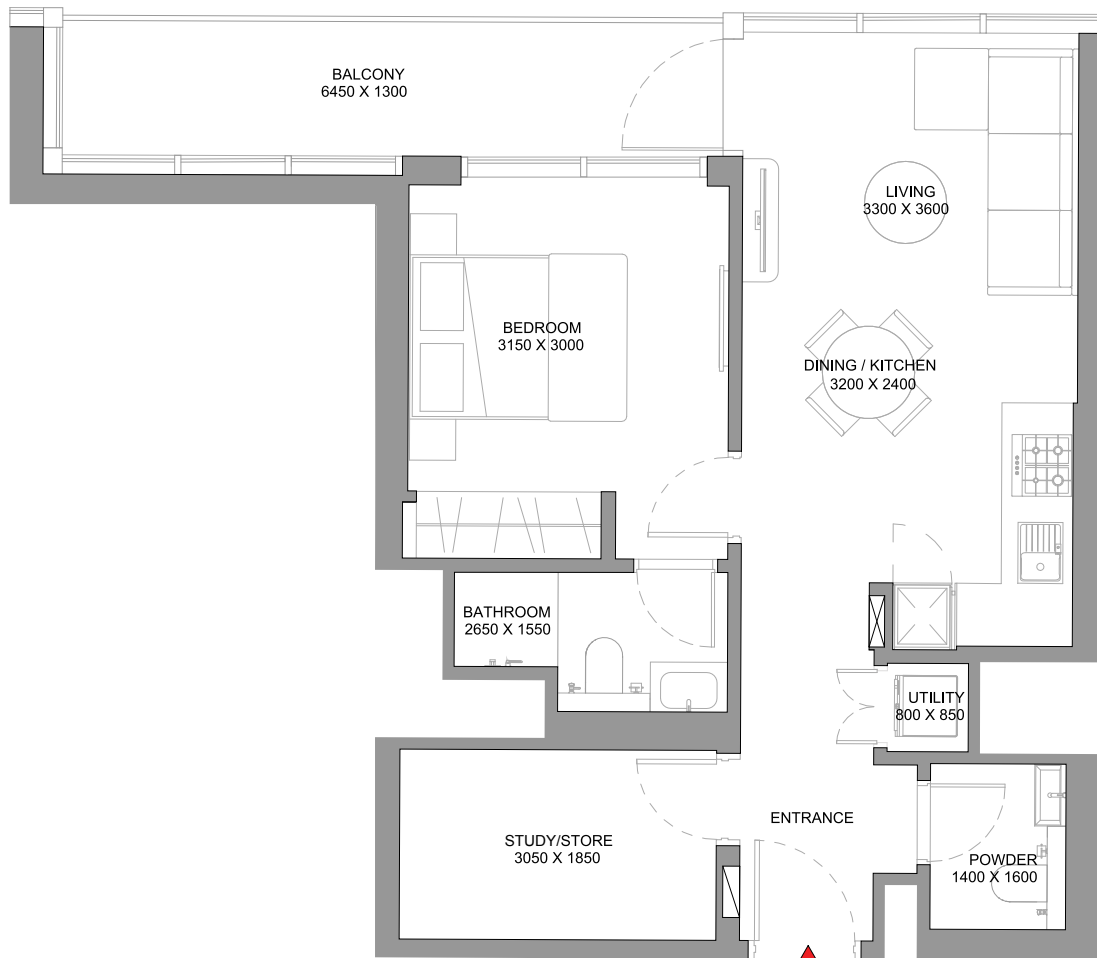
TYPE C (with store room and powder room + balcony)

TOTAL SALEABLE AREA

SUITE RANGE = 599.98 SQ.FT. - 601.16 SQ.FT.

BALCONY = 100.21 SQ.FT.

TOTAL RANGE = 700.19 SQ.FT. - 701.37 SQ.FT.



List of unit numbers with this unit plan:

VIEWS

Community view, Amenity view

C516, C616, C716, C816, C916, C1016

Community view

C1116, C1216, C1316, C1416, C1516, C1616, C1716, C1816, C1916, C2016, C2116, C2216, C2316, C2416, C2516, C2616, C2716, C2816, C2916, C3016, C3116



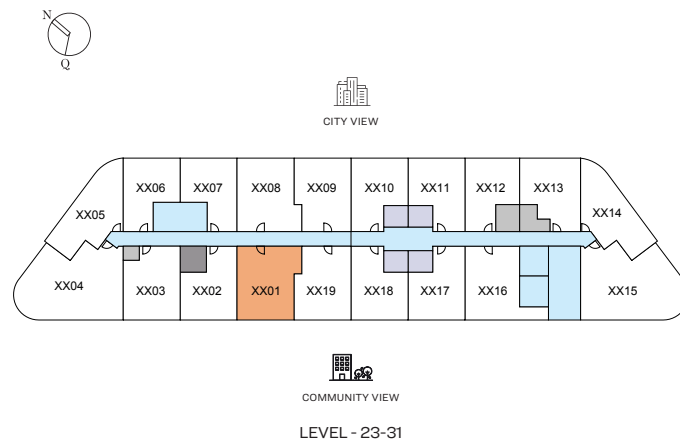
1.5 BEDROOM APARTMENT

TYPE D (with store room and powder room + balcony)

TOTAL SALEABLE AREA

SUITE = 612.79 SQ.FT.
BALCONY = 54.36 SQ.FT.
TOTAL = 667.15 SQ.FT.

 UNIT



List of unit numbers with this unit plan:

VIEWS

Community View

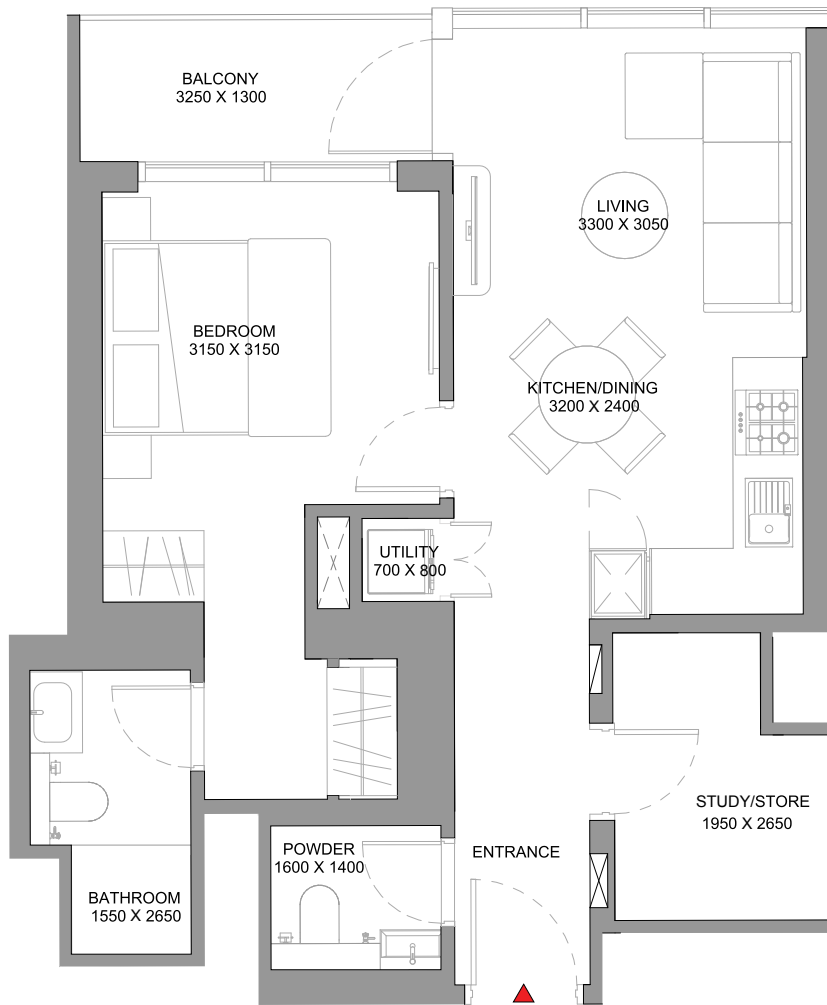
C2301, C2401, C2501, C2601, C2701, C2801, C2901, C3001, C3101

1.5 BEDROOM APARTMENT

TYPE D (with store room and powder room + balcony)

TOTAL SALEABLE AREA

SUITE = 612.79 SQ.FT.
BALCONY = 54.36 SQ.FT.
TOTAL = 667.15 SQ.FT.



List of unit numbers with this unit plan:

VIEWS

Community View

C2301, C2401, C2501, C2601, C2701, C2801, C2901, C3001, C3101

DISCLAIMER: PLOT PROFILE, GARBAGE ROOM & SWIMMING POOL PARAMETERS WILL VARY FROM PLOT TO PLOT. THE ABOVE AS SHOWN IN THE PLANS ARE INDICATIVE. PLANS, DETAILS AND UNIT ORIENTATION INCLUDED ARE INDICATIVE ONLY AND ARE SUBJECT TO CHANGE BY THE DEVELOPER/SELLER AT ITS SOLE DISCRETION WITHOUT NOTICE AND/OR LIABILITY. ALL IMAGES, INCLUDING FEATURES, FINISHES, FURNISHINGS, VIEW AND SCALE ARE ILLUSTRATIVE ONLY. FINAL AREAS, ORIENTATION, DIMENSIONS, LAYOUT AND MATERIALS MAY DIFFER FROM THOSE STATED.

1.5 BEDROOM APARTMENT

TYPE D - VARIANT 1 (with store room and powder room + balcony)

TOTAL SALEABLE AREA

SUITE = 612.47 SQ.FT.
BALCONY = 54.36 SQ.FT.
TOTAL = 666.83 SQ.FT.

 UNIT



List of unit numbers with this unit plan:

VIEWS

City View, Villa Community

C2308, C2408, C2508, C2608, C2708, C2808, C2908, C3008, C3108

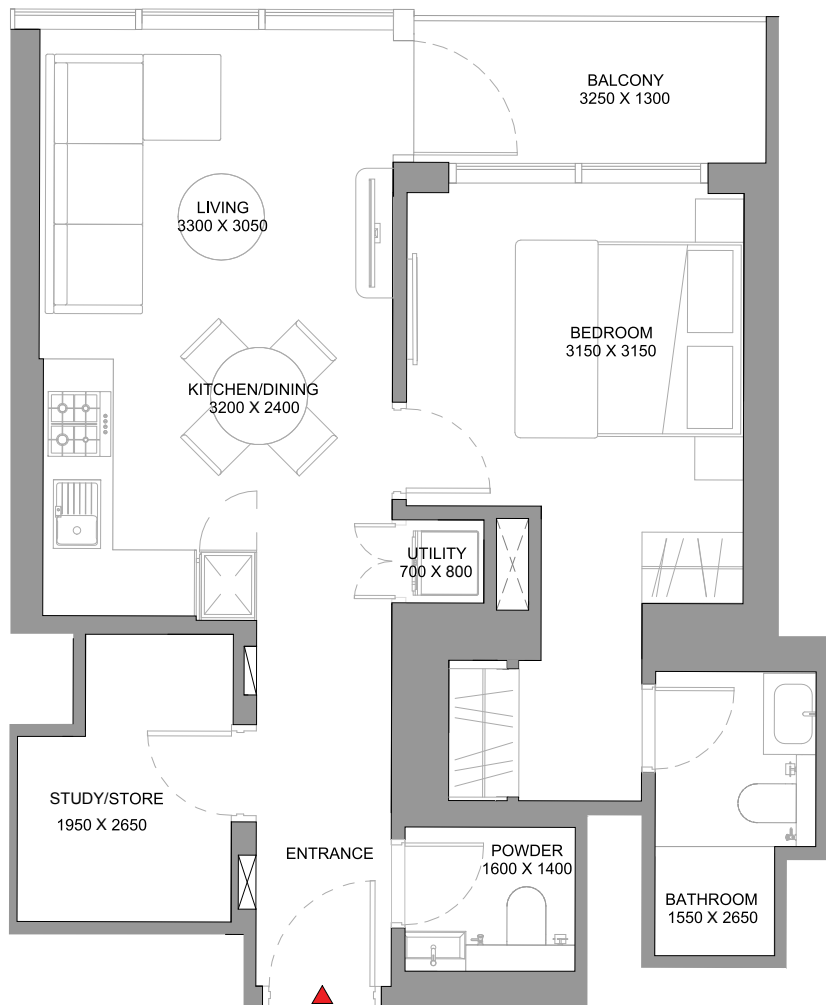
DISCLAIMER: PLOT PROFILE, GARBAGE ROOM & SWIMMING POOL PARAMETERS WILL VARY FROM PLOT TO PLOT. THE ABOVE AS SHOWN IN THE PLANS ARE INDICATIVE. PLANS, DETAILS AND UNIT ORIENTATION INCLUDED ARE INDICATIVE ONLY AND ARE SUBJECT TO CHANGE BY THE DEVELOPER/SELLER AT ITS SOLE DISCRETION WITHOUT NOTICE AND/OR LIABILITY. ALL IMAGES, INCLUDING FEATURES, FINISHES, FURNISHINGS, VIEW AND SCALE ARE ILLUSTRATIVE ONLY. FINAL AREAS, ORIENTATION, DIMENSIONS, LAYOUT AND MATERIALS MAY DIFFER FROM THOSE STATED.

1.5 BEDROOM APARTMENT

TYPE D - VARIANT 1 (with store room and powder room + balcony)

TOTAL SALEABLE AREA

SUITE = 612.47 SQ.FT.
BALCONY = 54.36 SQ.FT.
TOTAL = 666.83 SQ.FT.



List of unit numbers with this unit plan:

VIEWS

City View, Villa Community

C2308, C2408, C2508, C2608, C2708, C2808, C2908, C3008, C3108

DISCLAIMER: PLOT PROFILE, GARBAGE ROOM & SWIMMING POOL PARAMETERS WILL VARY FROM PLOT TO PLOT. THE ABOVE AS SHOWN IN THE PLANS ARE INDICATIVE. PLANS, DETAILS AND UNIT ORIENTATION INCLUDED ARE INDICATIVE ONLY AND ARE SUBJECT TO CHANGE BY THE DEVELOPER/SELLER AT ITS SOLE DISCRETION WITHOUT NOTICE AND/OR LIABILITY. ALL IMAGES, INCLUDING FEATURES, FINISHES, FURNISHINGS, VIEW AND SCALE ARE ILLUSTRATIVE ONLY. FINAL AREAS, ORIENTATION, DIMENSIONS, LAYOUT AND MATERIALS MAY DIFFER FROM THOSE STATED.

1.5 BEDROOM APARTMENT

TYPE E (with store room + balcony)

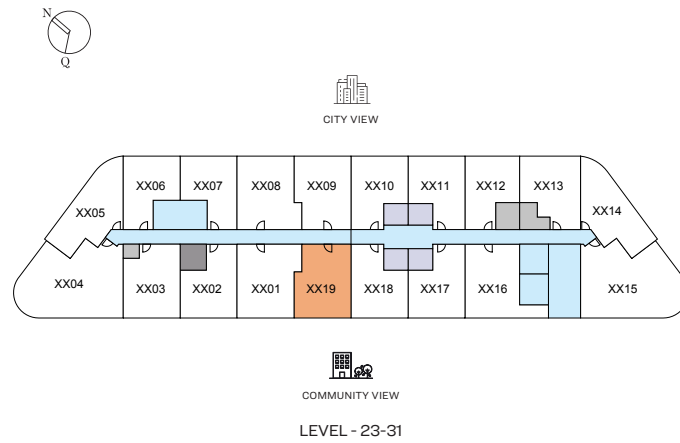
TOTAL SALEABLE AREA

SUITE RANGE = 588.03 SQ.FT. - 588.14 SQ.FT.

BALCONY = 54.36 SQ.FT.

TOTAL RANGE = 642.39 SQ.FT. - 642.50 SQ.FT.

 UNIT



List of unit numbers with this unit plan:

VIEWS

Community View

C2319, C2419, C2519, C2619, C2719, C2819, C2919, C3019, C3119

DISCLAIMER: PLOT PROFILE, GARBAGE ROOM & SWIMMING POOL PARAMETERS WILL VARY FROM PLOT TO PLOT. THE ABOVE AS SHOWN IN THE PLANS ARE INDICATIVE. PLANS, DETAILS AND UNIT ORIENTATION INCLUDED ARE INDICATIVE ONLY AND ARE SUBJECT TO CHANGE BY THE DEVELOPER/SELLER AT ITS SOLE DISCRETION WITHOUT NOTICE AND/OR LIABILITY. ALL IMAGES, INCLUDING FEATURES, FINISHES, FURNISHINGS, VIEW AND SCALE ARE ILLUSTRATIVE ONLY. FINAL AREAS, ORIENTATION, DIMENSIONS, LAYOUT AND MATERIALS MAY DIFFER FROM THOSE STATED.

1.5 BEDROOM APARTMENT

TYPE E (with store room + balcony)

TOTAL SALEABLE AREA

SUITE RANGE = 588.03 SQ.FT. - 588.14 SQ.FT.

BALCONY = 54.36 SQ.FT.

TOTAL RANGE = 642.39 SQ.FT. - 642.50 SQ.FT.



List of unit numbers with this unit plan:

VIEWS

Community View

C2319, C2419, C2519, C2619, C2719, C2819, C2919, C3019, C3119

DISCLAIMER: PLOT PROFILE, GARBAGE ROOM & SWIMMING POOL PARAMETERS WILL VARY FROM PLOT TO PLOT. THE ABOVE AS SHOWN IN THE PLANS ARE INDICATIVE. PLANS, DETAILS AND UNIT ORIENTATION INCLUDED ARE INDICATIVE ONLY AND ARE SUBJECT TO CHANGE BY THE DEVELOPER/SELLER AT ITS SOLE DISCRETION WITHOUT NOTICE AND/OR LIABILITY. ALL IMAGES, INCLUDING FEATURES, FINISHES, FURNISHINGS, VIEW AND SCALE ARE ILLUSTRATIVE ONLY. FINAL AREAS, ORIENTATION, DIMENSIONS, LAYOUT AND MATERIALS MAY DIFFER FROM THOSE STATED.

1.5 BEDROOM APARTMENT

TYPE E - VARIANT 1 (with store room + balcony)

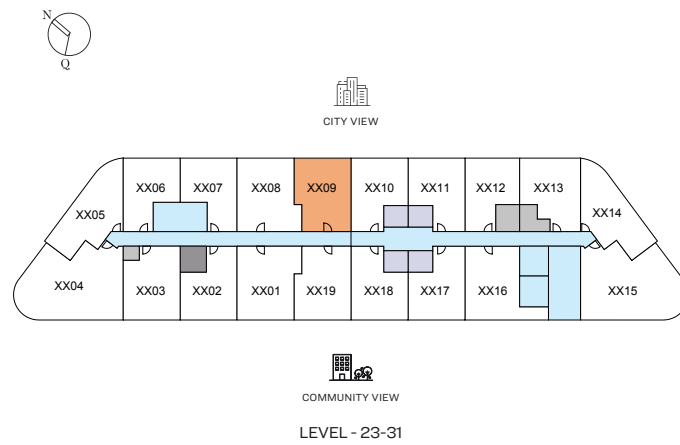
TOTAL SALEABLE AREA

SUITE = 588.03 SQ.FT.

BALCONY = 54.36 SQ.FT.

TOTAL = 642.39 SQ.FT.

 UNIT



List of unit numbers with this unit plan:

VIEWS

City View, Villa Community

C2309, C2409, C2509, C2609, C2709, C2809, C2909, C3009, C3109

DISCLAIMER: PLOT PROFILE, GARBAGE ROOM & SWIMMING POOL PARAMETERS WILL VARY FROM PLOT TO PLOT. THE ABOVE AS SHOWN IN THE PLANS ARE INDICATIVE. PLANS, DETAILS AND UNIT ORIENTATION INCLUDED ARE INDICATIVE ONLY AND ARE SUBJECT TO CHANGE BY THE DEVELOPER/SELLER AT ITS SOLE DISCRETION WITHOUT NOTICE AND/OR LIABILITY. ALL IMAGES, INCLUDING FEATURES, FINISHES, FURNISHINGS, VIEW AND SCALE ARE ILLUSTRATIVE ONLY. FINAL AREAS, ORIENTATION, DIMENSIONS, LAYOUT AND MATERIALS MAY DIFFER FROM THOSE STATED.

1.5 BEDROOM APARTMENT

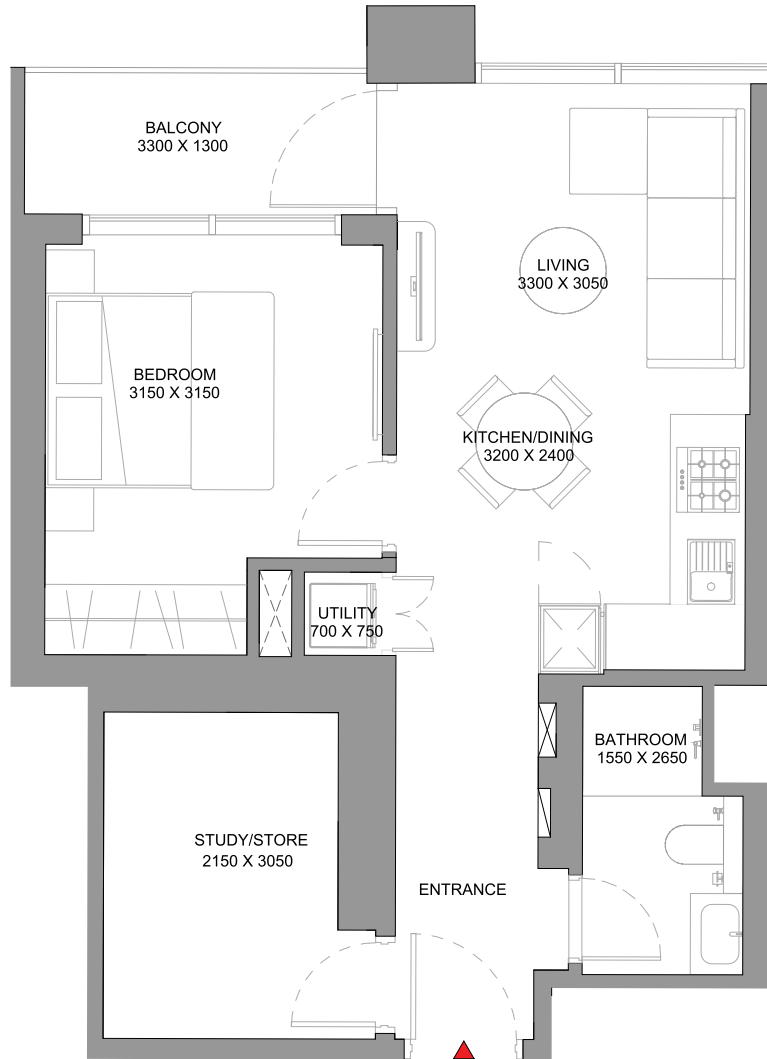
TYPE E - VARIANT 1 (with store room + balcony)

TOTAL SALEABLE AREA

SUITE = 588.03 SQ.FT.

BALCONY = 54.36 SQ.FT.

TOTAL = 642.39 SQ.FT.



List of unit numbers with this unit plan:

VIEWS

City View, Villa Community

C2309, C2409, C2509, C2609, C2709, C2809, C2909, C3009, C3109

DISCLAIMER: PLOT PROFILE, GARBAGE ROOM & SWIMMING POOL PARAMETERS WILL VARY FROM PLOT TO PLOT. THE ABOVE AS SHOWN IN THE PLANS ARE INDICATIVE. PLANS, DETAILS AND UNIT ORIENTATION INCLUDED ARE INDICATIVE ONLY AND ARE SUBJECT TO CHANGE BY THE DEVELOPER/SELLER AT ITS SOLE DISCRETION WITHOUT NOTICE AND/OR LIABILITY. ALL IMAGES, INCLUDING FEATURES, FINISHES, FURNISHINGS, VIEW AND SCALE ARE ILLUSTRATIVE ONLY. FINAL AREAS, ORIENTATION, DIMENSIONS, LAYOUT AND MATERIALS MAY DIFFER FROM THOSE STATED.

2 BEDROOM APARTMENT

TYPE A (with shared powder + balcony)

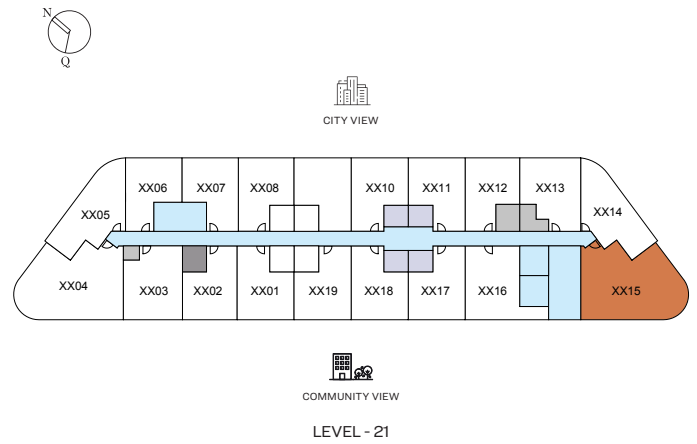
TOTAL SALEABLE AREA

SUITE RANGE = 902.02 SQ.FT. - 902.88 SQ.FT.

BALCONY = 223.46 SQ.FT.

TOTAL RANGE = 1,125.48 SQ.FT. - 1,126.34 SQ.FT.

 UNIT



List of unit numbers with this unit plan:

VIEWS

Community view, Amenity view

C515, C615, C715, C815, C915, C1015

Community view

C1115, C1215, C1315, C1415, C1515, C1615, C1715, C1815, C1915, C2015, C2115, C2215, C2315, C2415, C2515, C2615, C2715, C2815, C2915, C3015, C3115

DISCLAIMER: PLOT PROFILE, GARBAGE ROOM & SWIMMING POOL PARAMETERS WILL VARY FROM PLOT TO PLOT. THE ABOVE AS SHOWN IN THE PLANS ARE INDICATIVE. PLANS, DETAILS AND UNIT ORIENTATION INCLUDED ARE INDICATIVE ONLY AND ARE SUBJECT TO CHANGE BY THE DEVELOPER/SELLER AT ITS SOLE DISCRETION WITHOUT NOTICE AND/OR LIABILITY. ALL IMAGES, INCLUDING FEATURES, FINISHES, FURNISHINGS, VIEW AND SCALE ARE ILLUSTRATIVE ONLY. FINAL AREAS, ORIENTATION, DIMENSIONS, LAYOUT AND MATERIALS MAY DIFFER FROM THOSE STATED.

2 BEDROOM APARTMENT

TYPE A (with shared powder + balcony)

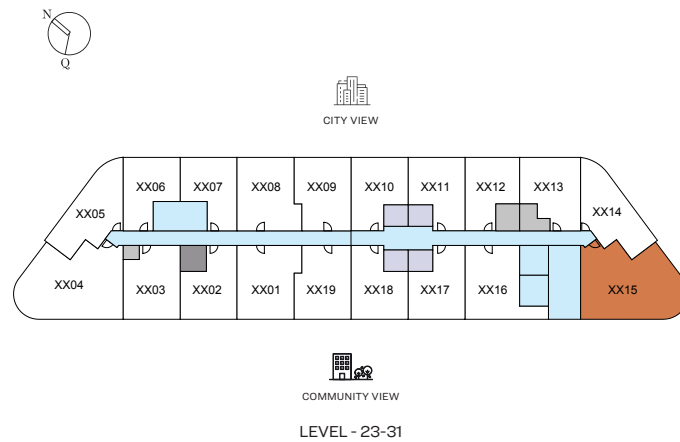
TOTAL SALEABLE AREA

SUITE RANGE = 902.02 SQ.FT. - 902.88 SQ.FT.

BALCONY = 223.46 SQ.FT.

TOTAL RANGE = 1,125.48 SQ.FT. - 1,126.34 SQ.FT.

 UNIT



List of unit numbers with this unit plan:

VIEWS

Community view, Amenity view

C515, C615, C715, C815, C915, C1015

Community view

C1115, C1215, C1315, C1415, C1515, C1615, C1715, C1815, C1915, C2015, C2115, C2215, C2315, C2415, C2515, C2615, C2715, C2815, C2915, C3015, C3115

DISCLAIMER: PLOT PROFILE, GARBAGE ROOM & SWIMMING POOL PARAMETERS WILL VARY FROM PLOT TO PLOT. THE ABOVE AS SHOWN IN THE PLANS ARE INDICATIVE. PLANS, DETAILS AND UNIT ORIENTATION INCLUDED ARE INDICATIVE ONLY AND ARE SUBJECT TO CHANGE BY THE DEVELOPER/SELLER AT ITS SOLE DISCRETION WITHOUT NOTICE AND/OR LIABILITY. ALL IMAGES, INCLUDING FEATURES, FINISHES, FURNISHINGS, VIEW AND SCALE ARE ILLUSTRATIVE ONLY. FINAL AREAS, ORIENTATION, DIMENSIONS, LAYOUT AND MATERIALS MAY DIFFER FROM THOSE STATED.

2 BEDROOM APARTMENT
TYPE A (with shared powder + balcony)

TOTAL SALEABLE AREA
 SUITE RANGE = 902.02 SQ.FT. - 902.88 SQ.FT.
 BALCONY = 223.46 SQ.FT.
 TOTAL RANGE = 1,125.48 SQ.FT. - 1,126.34 SQ.FT.

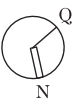


List of unit numbers with this unit plan:

VIEWS

Community view, Amenity view
 C515, C615, C715, C815, C915, C1015

Community view
 C1115, C1215, C1315, C1415, C1515, C1615, C1715, C1815, C1915, C2015, C2115, C2215, C2315, C2415, C2515, C2615, C2715, C2815, C2915, C3015, C3115



DISCLAIMER: PLOT PROFILE, GARBAGE ROOM & SWIMMING POOL PARAMETERS WILL VARY FROM PLOT TO PLOT. THE ABOVE AS SHOWN IN THE PLANS ARE INDICATIVE. PLANS, DETAILS AND UNIT ORIENTATION INCLUDED ARE INDICATIVE ONLY AND ARE SUBJECT TO CHANGE BY THE DEVELOPER/SELLER AT ITS SOLE DISCRETION WITHOUT NOTICE AND/OR LIABILITY. ALL IMAGES, INCLUDING FEATURES, FINISHES, FURNISHINGS, VIEW AND SCALE ARE ILLUSTRATIVE ONLY. FINAL AREAS, ORIENTATION, DIMENSIONS, LAYOUT AND MATERIALS MAY DIFFER FROM THOSE STATED.

2 BEDROOM APARTMENT

TYPE A - VARIANT 1 (with shared powder + balcony)

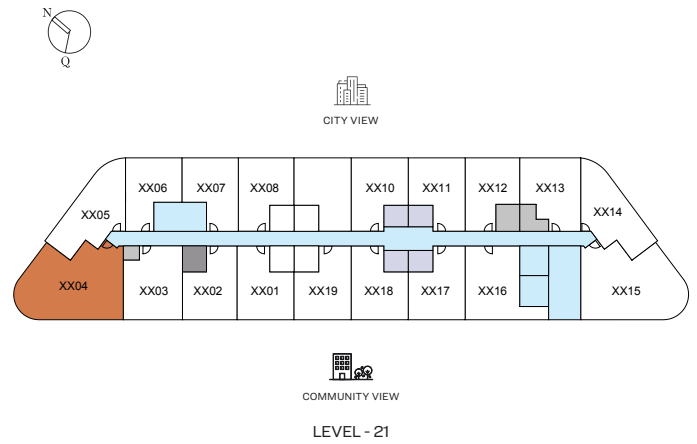
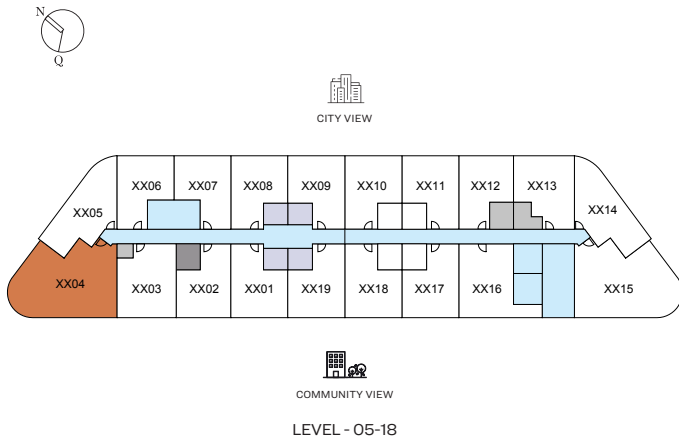
TOTAL SALEABLE AREA

SUITE RANGE = 902.77 SQ.FT. - 904.17 SQ.FT.

BALCONY = 226.80 SQ.FT.

TOTAL RANGE = 1,129.57 SQ.FT. - 1,130.97 SQ.FT.

 UNIT



List of unit numbers with this unit plan:

VIEWS

Community view, Amenity view

C504, C604, C704, C804, C904, C1004

Community view, Sports City

C1104, C1204, C1304, C1404, C1504, C1604, C1704, C1804, C1904, C2004, C2104, C2204, C2304, C2404, C2504, C2604, C2704, C2804, C2904, C3004, C3104

DISCLAIMER: PLOT PROFILE, GARBAGE ROOM & SWIMMING POOL PARAMETERS WILL VARY FROM PLOT TO PLOT. THE ABOVE AS SHOWN IN THE PLANS ARE INDICATIVE. PLANS, DETAILS AND UNIT ORIENTATION INCLUDED ARE INDICATIVE ONLY AND ARE SUBJECT TO CHANGE BY THE DEVELOPER/SELLER AT ITS SOLE DISCRETION WITHOUT NOTICE AND/OR LIABILITY. ALL IMAGES, INCLUDING FEATURES, FINISHES, FURNISHINGS, VIEW AND SCALE ARE ILLUSTRATIVE ONLY. FINAL AREAS, ORIENTATION, DIMENSIONS, LAYOUT AND MATERIALS MAY DIFFER FROM THOSE STATED.

2 BEDROOM APARTMENT

TYPE A - VARIANT 1 (with shared powder + balcony)

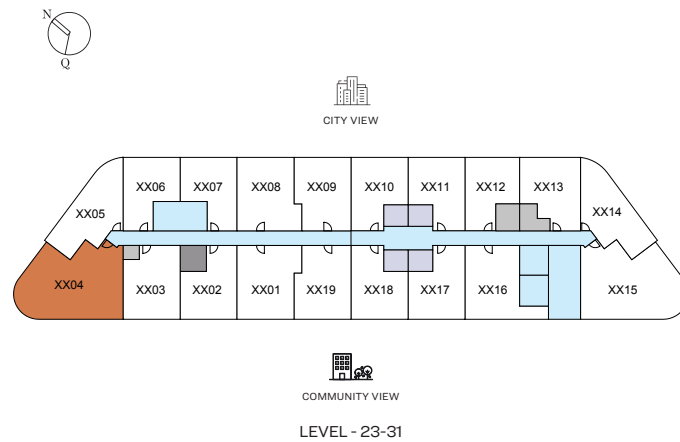
TOTAL SALEABLE AREA

SUITE RANGE = 902.77 SQ.FT. - 904.17 SQ.FT.

BALCONY = 226.80 SQ.FT.

TOTAL RANGE = 1,129.57 SQ.FT. - 1,130.97 SQ.FT.

 UNIT



List of unit numbers with this unit plan:

VIEWS

Community view, Amenity view

C504, C604, C704, C804, C904, C1004

Community view, Sports City

C1104, C1204, C1304, C1404, C1504, C1604, C1704, C1804, C1904, C2004, C2104, C2204, C2304, C2404, C2504, C2604, C2704, C2804, C2904, C3004, C3104

DISCLAIMER: PLOT PROFILE, GARBAGE ROOM & SWIMMING POOL PARAMETERS WILL VARY FROM PLOT TO PLOT. THE ABOVE AS SHOWN IN THE PLANS ARE INDICATIVE. PLANS, DETAILS AND UNIT ORIENTATION INCLUDED ARE INDICATIVE ONLY AND ARE SUBJECT TO CHANGE BY THE DEVELOPER/SELLER AT ITS SOLE DISCRETION WITHOUT NOTICE AND/OR LIABILITY. ALL IMAGES, INCLUDING FEATURES, FINISHES, FURNISHINGS, VIEW AND SCALE ARE ILLUSTRATIVE ONLY. FINAL AREAS, ORIENTATION, DIMENSIONS, LAYOUT AND MATERIALS MAY DIFFER FROM THOSE STATED.

2 BEDROOM APARTMENT

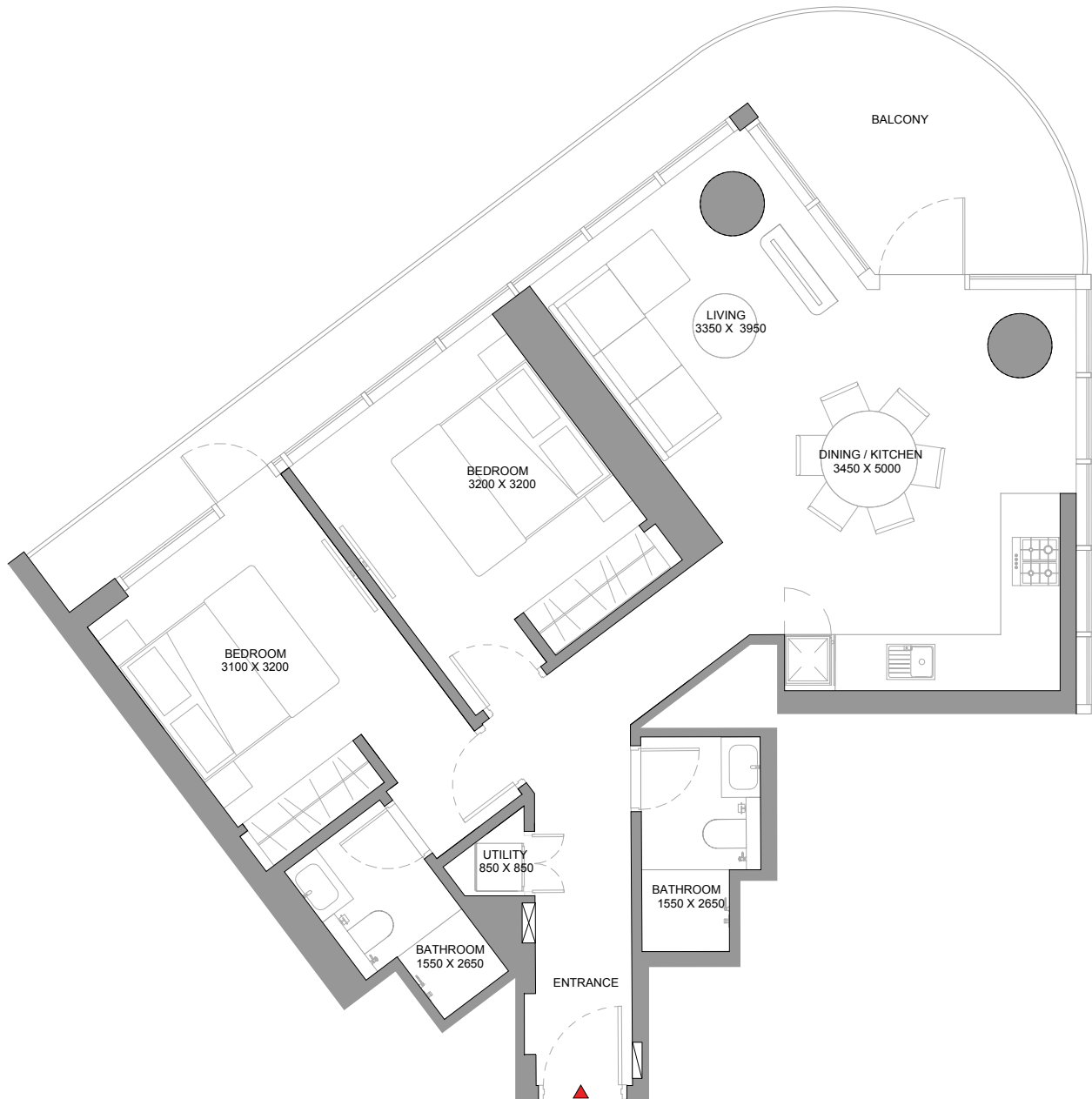
TYPE A - VARIANT 1 (with shared powder + balcony)

TOTAL SALEABLE AREA

SUITE RANGE = 902.77 SQ.FT. - 904.17 SQ.FT.

BALCONY = 226.80 SQ.FT.

TOTAL RANGE = 1,129.57 SQ.FT. - 1,130.97 SQ.FT.



List of unit numbers with this unit plan:

VIEWS

Community view, Amenity view

C504, C604, C704, C804, C904, C1004

Community view, Sports City

C1104, C1204, C1304, C1404, C1504, C1604, C1704, C1804, C1904, C2004, C2104, C2204, C2304, C2404, C2504, C2604, C2704, C2804, C2904, C3004, C3104

DISCLAIMER: PLOT PROFILE, GARBAGE ROOM & SWIMMING POOL PARAMETERS WILL VARY FROM PLOT TO PLOT. THE ABOVE AS SHOWN IN THE PLANS ARE INDICATIVE. PLANS, DETAILS AND UNIT ORIENTATION INCLUDED ARE INDICATIVE ONLY AND ARE SUBJECT TO CHANGE BY THE DEVELOPER/SELLER AT ITS SOLE DISCRETION WITHOUT NOTICE AND/OR LIABILITY. ALL IMAGES, INCLUDING FEATURES, FINISHES, FURNISHINGS, VIEW AND SCALE ARE ILLUSTRATIVE ONLY. FINAL AREAS, ORIENTATION, DIMENSIONS, LAYOUT AND MATERIALS MAY DIFFER FROM THOSE STATED.

2 BEDROOM APARTMENT

TYPE A - VARIANT 2 (with shared powder + yard)

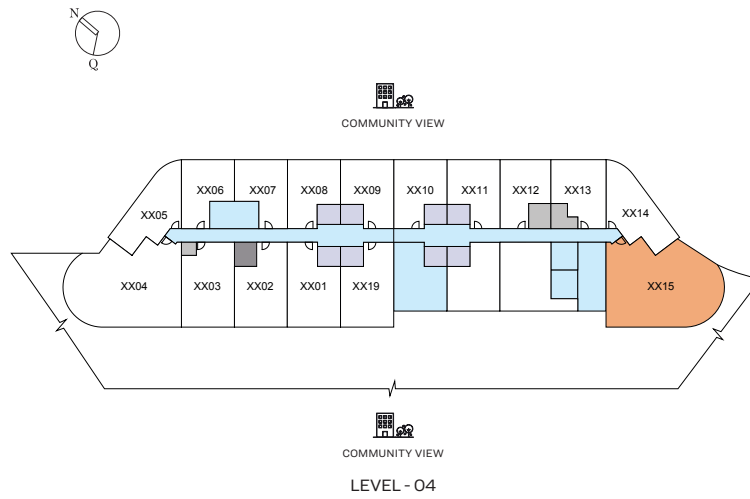
TOTAL SALEABLE AREA

SUITE = 901.37 SQ.FT.

YARD = 693.41 SQ.FT.

TOTAL = 1,594.78 SQ.FT.

 UNIT



List of unit numbers with this unit plan:

VIEWS

Community view, Amenity view

C415

DISCLAIMER: PLOT PROFILE, GARBAGE ROOM & SWIMMING POOL PARAMETERS WILL VARY FROM PLOT TO PLOT. THE ABOVE AS SHOWN IN THE PLANS ARE INDICATIVE. PLANS, DETAILS AND UNIT ORIENTATION INCLUDED ARE INDICATIVE ONLY AND ARE SUBJECT TO CHANGE BY THE DEVELOPER/SELLER AT ITS SOLE DISCRETION WITHOUT NOTICE AND/OR LIABILITY. ALL IMAGES, INCLUDING FEATURES, FINISHES, FURNISHINGS, VIEW AND SCALE ARE ILLUSTRATIVE ONLY. FINAL AREAS, ORIENTATION, DIMENSIONS, LAYOUT AND MATERIALS MAY DIFFER FROM THOSE STATED.

2 BEDROOM APARTMENT

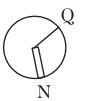
TYPE A - VARIANT 2 (with shared powder + yard)

TOTAL SALEABLE AREA

SUITE = 901.37 SQ.FT.

YARD = 693.41 SQ.FT.

TOTAL = 1,594.78 SQ.FT.



List of unit numbers with this unit plan:

VIEWS

Community view, Amenity view

C415

DISCLAIMER: PLOT PROFILE, GARBAGE ROOM & SWIMMING POOL PARAMETERS WILL VARY FROM PLOT TO PLOT. THE ABOVE AS SHOWN IN THE PLANS ARE INDICATIVE. PLANS, DETAILS AND UNIT ORIENTATION INCLUDED ARE INDICATIVE ONLY AND ARE SUBJECT TO CHANGE BY THE DEVELOPER/SELLER AT ITS SOLE DISCRETION WITHOUT NOTICE AND/OR LIABILITY. ALL IMAGES, INCLUDING FEATURES, FINISHES, FURNISHINGS, VIEW AND SCALE ARE ILLUSTRATIVE ONLY. FINAL AREAS, ORIENTATION, DIMENSIONS, LAYOUT AND MATERIALS MAY DIFFER FROM THOSE STATED.

2 BEDROOM APARTMENT

TYPE A - VARIANT 3 (with shared powder + yard)

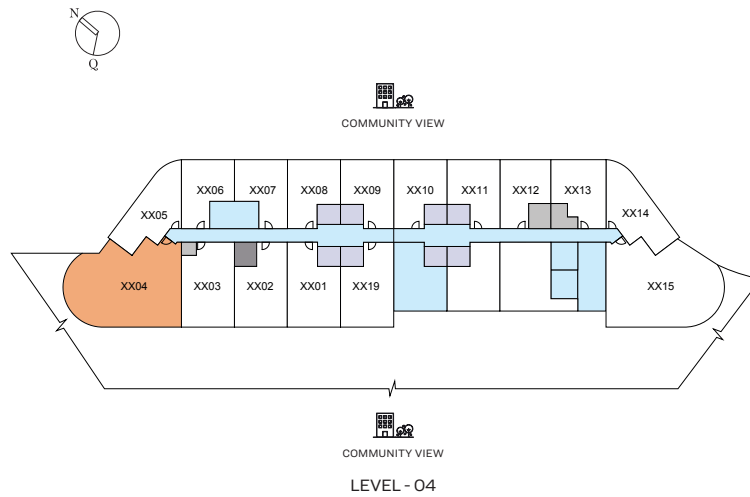
TOTAL SALEABLE AREA

SUITE = 902.77 SQ.FT.

YARD = 736.90 SQ.FT.

TOTAL = 1,639.67 SQ.FT.

 UNIT



List of unit numbers with this unit plan:

VIEWS

Community view, Amenity view

C404

DISCLAIMER: PLOT PROFILE, GARBAGE ROOM & SWIMMING POOL PARAMETERS WILL VARY FROM PLOT TO PLOT. THE ABOVE AS SHOWN IN THE PLANS ARE INDICATIVE. PLANS, DETAILS AND UNIT ORIENTATION INCLUDED ARE INDICATIVE ONLY AND ARE SUBJECT TO CHANGE BY THE DEVELOPER/SELLER AT ITS SOLE DISCRETION WITHOUT NOTICE AND/OR LIABILITY. ALL IMAGES, INCLUDING FEATURES, FINISHES, FURNISHINGS, VIEW AND SCALE ARE ILLUSTRATIVE ONLY. FINAL AREAS, ORIENTATION, DIMENSIONS, LAYOUT AND MATERIALS MAY DIFFER FROM THOSE STATED.

2 BEDROOM APARTMENT

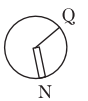
TYPE A - VARIANT 3 (with shared powder + yard)

TOTAL SALEABLE AREA

SUITE = 902.77 SQ.FT.

YARD = 736.90 SQ.FT.

TOTAL = 1,639.67 SQ.FT.



List of unit numbers with this unit plan:

VIEWS

Community view, Amenity view

C404

DISCLAIMER: PLOT PROFILE, GARBAGE ROOM & SWIMMING POOL PARAMETERS WILL VARY FROM PLOT TO PLOT. THE ABOVE AS SHOWN IN THE PLANS ARE INDICATIVE. PLANS, DETAILS AND UNIT ORIENTATION INCLUDED ARE INDICATIVE ONLY AND ARE SUBJECT TO CHANGE BY THE DEVELOPER/SELLER AT ITS SOLE DISCRETION WITHOUT NOTICE AND/OR LIABILITY. ALL IMAGES, INCLUDING FEATURES, FINISHES, FURNISHINGS, VIEW AND SCALE ARE ILLUSTRATIVE ONLY. FINAL AREAS, ORIENTATION, DIMENSIONS, LAYOUT AND MATERIALS MAY DIFFER FROM THOSE STATED.



SOBHA
REALTY

PRINCIPAL PARTNER TO



SOBHA
REALTY

ART *of* THE DETAIL