

MASA

RESIDENCE

yoo

Inspired by

STARCK

FLOORPLANS



1ST
FLOOR




STUDIO

LEVEL 1 TYPE 1

| | | |
|-------------------|----------------------|--------------------|
| SUITE AREA | 326.04 SQ.FT. | 30.29 SQ.M. |
| BALCONY AREA | 101.72 SQ.FT. | 9.45 SQ.M. |
| TOTAL AREA | 427.76 SQ.FT. | 39.74 SQ.M. |

UNIT

02, 03, 32, 33

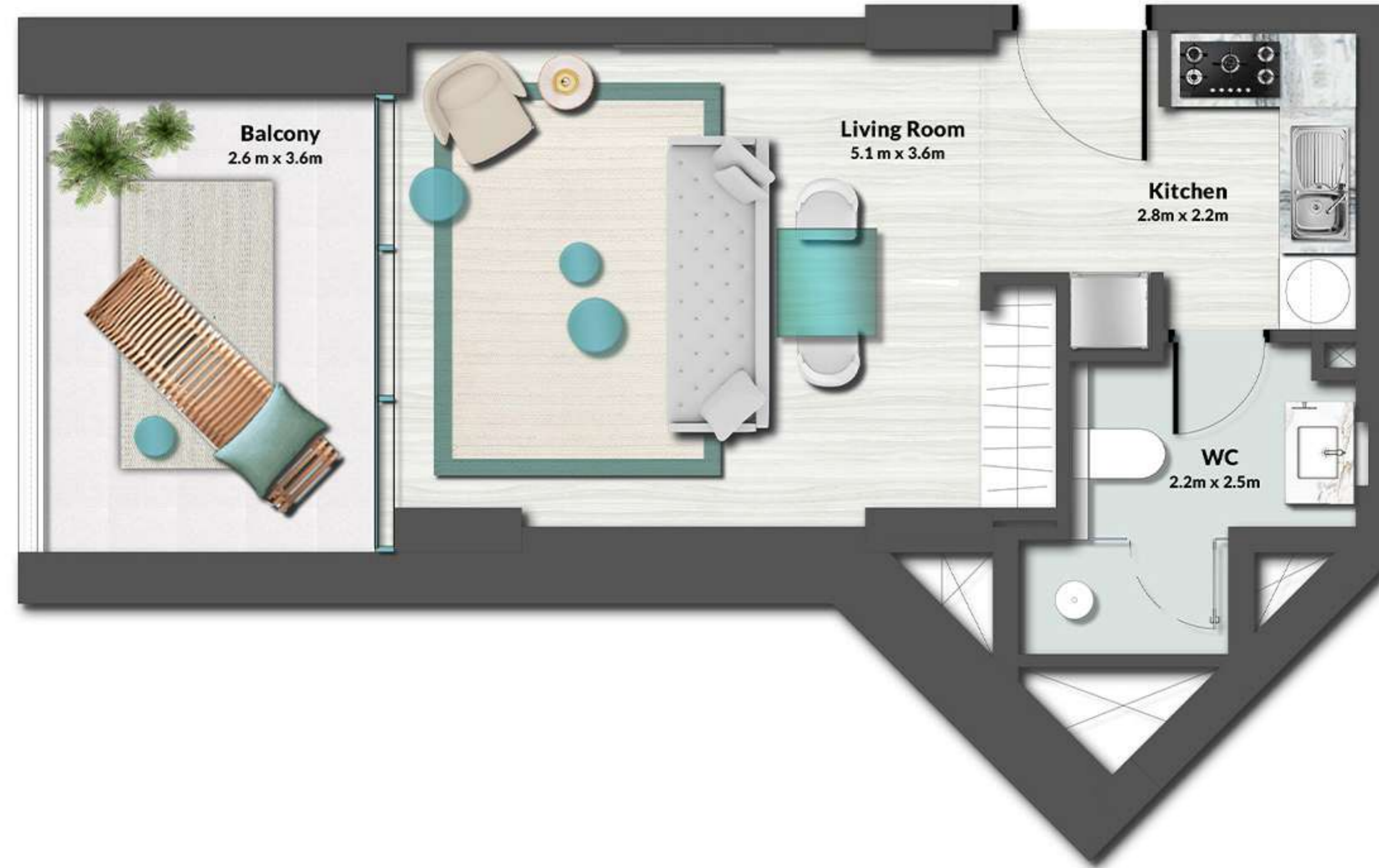


STUDIO

LEVEL 1 TYPE 2

| | | |
|-------------------|----------------------|--------------------|
| SUITE AREA | 373.51 SQ.FT. | 34.70 SQ.M. |
| BALCONY AREA | 101.72 SQ.FT. | 9.45 SQ.M. |
| TOTAL AREA | 475.23 SQ.FT. | 44.15 SQ.M. |

UNIT
01, 21, 34

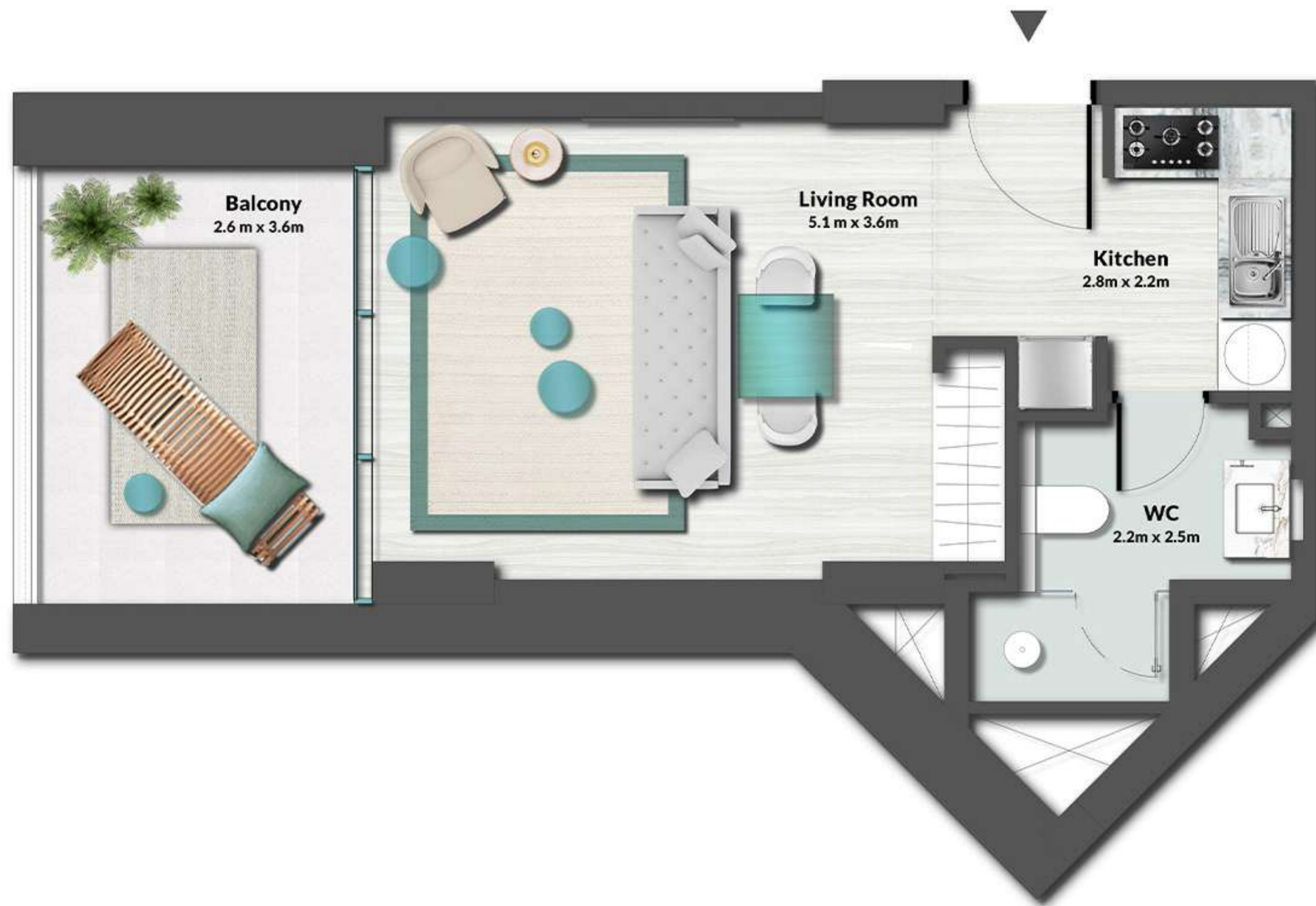



STUDIO

LEVEL 1 TYPE 3

| | | |
|-------------------|----------------------|--------------------|
| SUITE AREA | 381.26 SQ.FT. | 35.42 SQ.M. |
| BALCONY AREA | 101.72 SQ.FT. | 9.45 SQ.M. |
| TOTAL AREA | 482.98 SQ.FT. | 44.87 SQ.M. |

UNIT
09, 14, 26

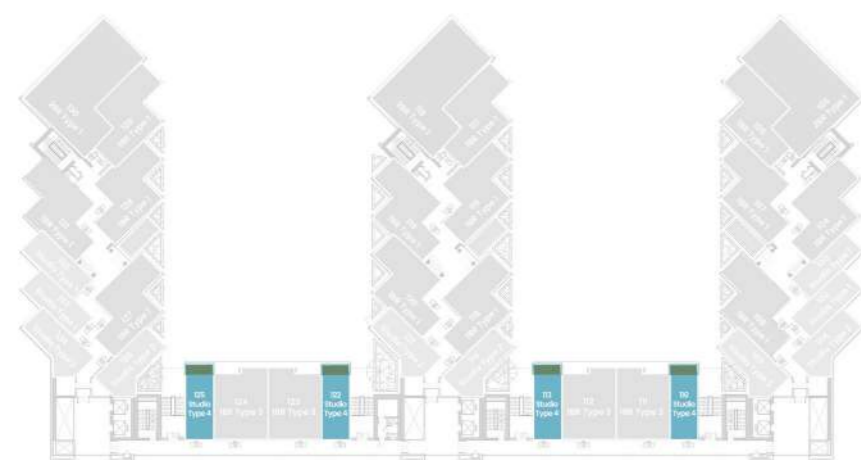


STUDIO

LEVEL 1 TYPE 4

| | | |
|-------------------|----------------------|--------------------|
| SUITE AREA | 349.07 SQ.FT. | 32.43 SQ.M. |
| BALCONY AREA | 80.41 SQ.FT. | 7.47 SQ.M. |
| TOTAL AREA | 429.48 SQ.FT. | 39.90 SQ.M. |

UNIT
25 ,22 ,13 ,10




1 BEDROOM

LEVEL 1 TYPE 1

| | | |
|-------------------|----------------------|--------------------|
| SUITE AREA | 675.65 SQ.FT. | 62.77 SQ.M. |
| BALCONY AREA | 165.01 SQ.FT. | 15.33 SQ.M. |
| TOTAL AREA | 840.66 SQ.FT. | 78.10 SQ.M. |

UNIT

04, 06, 07, 08, 15, 16, 17, 19, 20, 27, 28, 29, 31



MASA

RESIDENCE


1 BEDROOM

LEVEL 1 TYPE 3

| | | |
|-------------------|----------------------|--------------------|
| SUITE AREA | 662.73 SQ.FT. | 61.57 SQ.M. |
| BALCONY AREA | 177.60 SQ.FT. | 16.50 SQ.M. |
| TOTAL AREA | 840.34 SQ.FT. | 78.07 SQ.M. |

UNIT

11, 12, 23, 24




2 BEDROOM

LEVEL 1 TYPE 1

| | | |
|-------------------|------------------------|---------------------|
| SUITE AREA | 1,166.70 SQ.FT. | 108.39 SQ.M. |
| BALCONY AREA | 714.83 SQ.FT. | 66.41 SQ.M. |
| TOTAL AREA | 1,881.53 SQ.FT. | 174.80 SQ.M. |

UNIT
05, 18, 30



2ND FLOOR

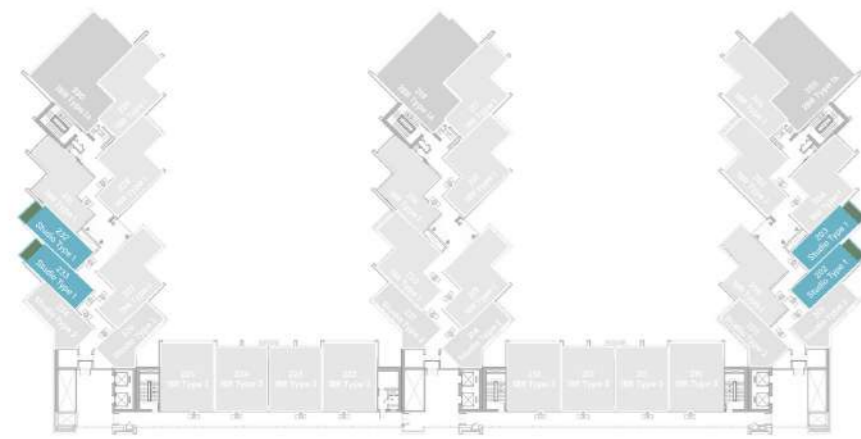


STUDIO

LEVEL 2 TYPE 1

| | | |
|-------------------|----------------------|--------------------|
| SUITE AREA | 327.87 SQ.FT. | 30.46 SQ.M. |
| BALCONY AREA | 103.87 SQ.FT. | 9.65 SQ.M. |
| TOTAL AREA | 431.74 SQ.FT. | 40.11 SQ.M. |

UNIT
02, 03, 32, 33




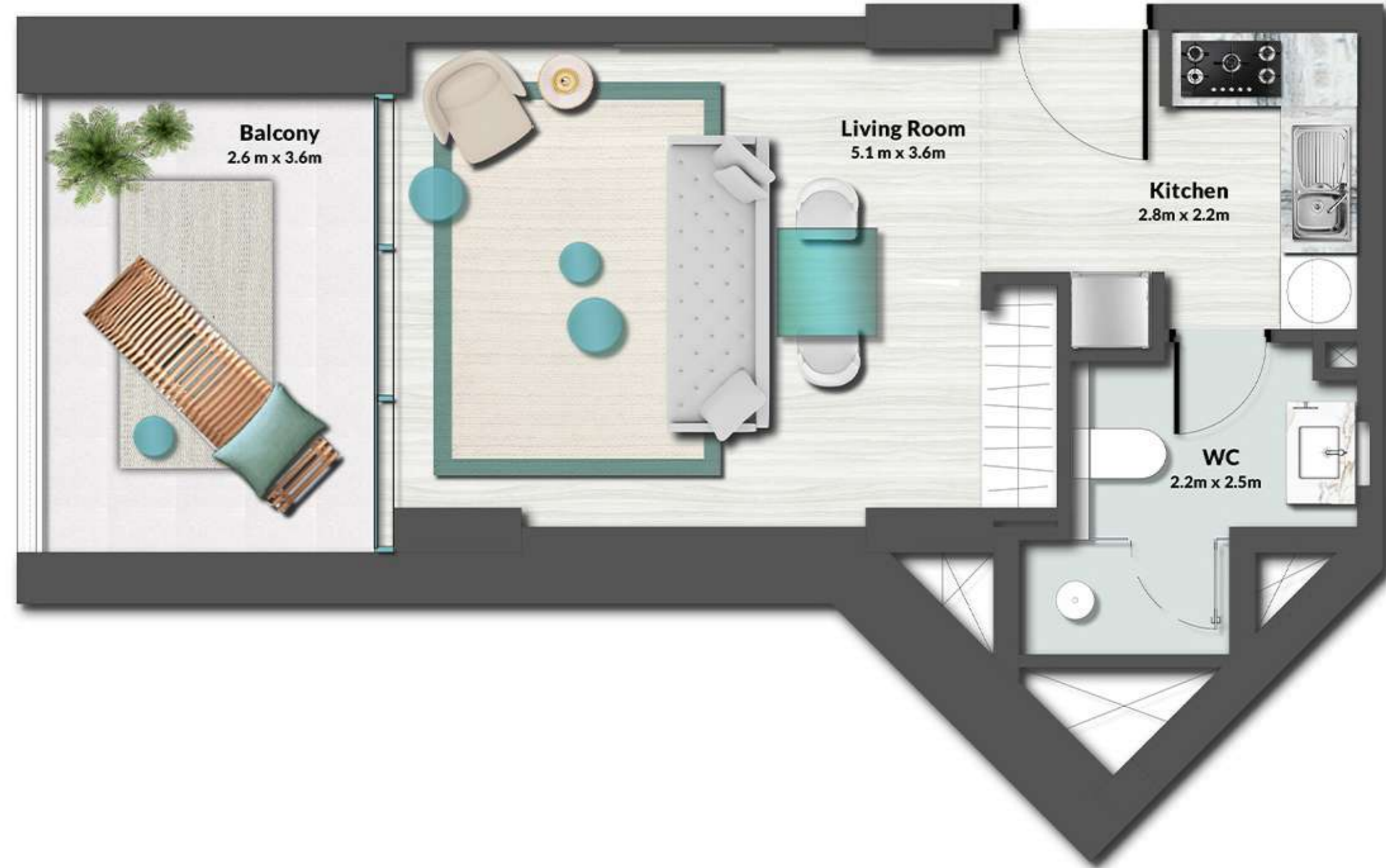
STUDIO

LEVEL 2 TYPE 2

| | | |
|-------------------|----------------------|--------------------|
| SUITE AREA | 351.98 SQ.FT. | 32.70 SQ.M. |
| BALCONY AREA | 88.80 SQ.FT. | 8.25 SQ.M. |
| TOTAL AREA | 440.78 SQ.FT. | 40.95 SQ.M. |

UNIT

01, 09, 14, 21, 26, 34




1 BEDROOM

LEVEL 2 TYPE 1

| | | |
|-------------------|----------------------|--------------------|
| SUITE AREA | 655.09 SQ.FT. | 60.86 SQ.M. |
| BALCONY AREA | 138.32 SQ.FT. | 12.85 SQ.M. |
| TOTAL AREA | 793.41 SQ.FT. | 73.71 SQ.M. |

UNIT

04, 07, 08, 15, 16, 19, 20, 27, 28, 31




1 BEDROOM

LEVEL 2 TYPE 2

| | | |
|-------------------|----------------------|--------------------|
| SUITE AREA | 682.54 SQ.FT. | 63.41 SQ.M. |
| BALCONY AREA | 148.43 SQ.FT. | 13.79 SQ.M. |
| TOTAL AREA | 830.97 SQ.FT. | 77.20 SQ.M. |

UNIT
06, 17, 29



MASA

RESIDENCE


1 BEDROOM

LEVEL 2 TYPE 3

| | | |
|-------------------|----------------------|--------------------|
| SUITE AREA | 652.08 SQ.FT. | 60.58 SQ.M. |
| BALCONY AREA | 199.67 SQ.FT. | 18.55 SQ.M. |
| TOTAL AREA | 851.75 SQ.FT. | 79.13 SQ.M. |

UNIT

10, 11, 12, 13, 22, 23, 24, 25




2 BEDROOM

LEVEL 2 TYPE 1A

| | | |
|-------------------|------------------------|---------------------|
| SUITE AREA | 1,145.50 SQ.FT. | 106.42 SQ.M. |
| BALCONY AREA | 288.26 SQ.FT. | 26.78 SQ.M. |
| TOTAL AREA | 1,433.75 SQ.FT. | 133.20 SQ.M. |

UNIT
05, 18, 30



3RD
FLOOR

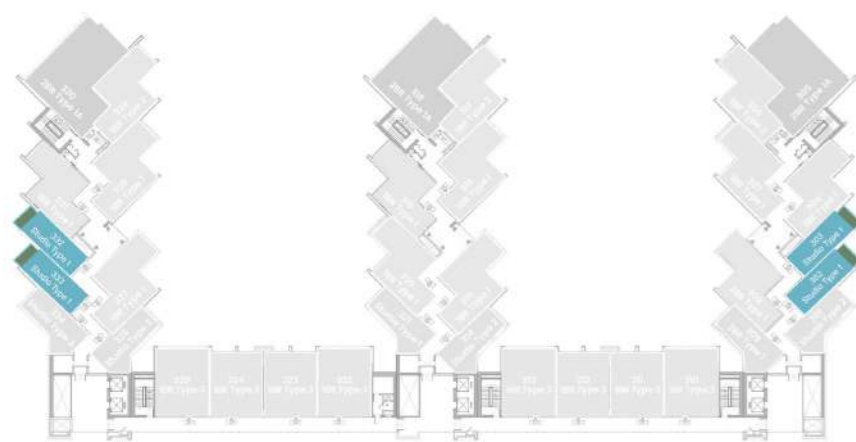


STUDIO

LEVEL 3 TYPE 1

| | | |
|-------------------|----------------------|--------------------|
| SUITE AREA | 327.55 SQ.FT. | 30.43 SQ.M. |
| BALCONY AREA | 104.19 SQ.FT. | 9.68 SQ.M. |
| TOTAL AREA | 431.74 SQ.FT. | 40.11 SQ.M. |

UNIT
02, 03, 32, 33



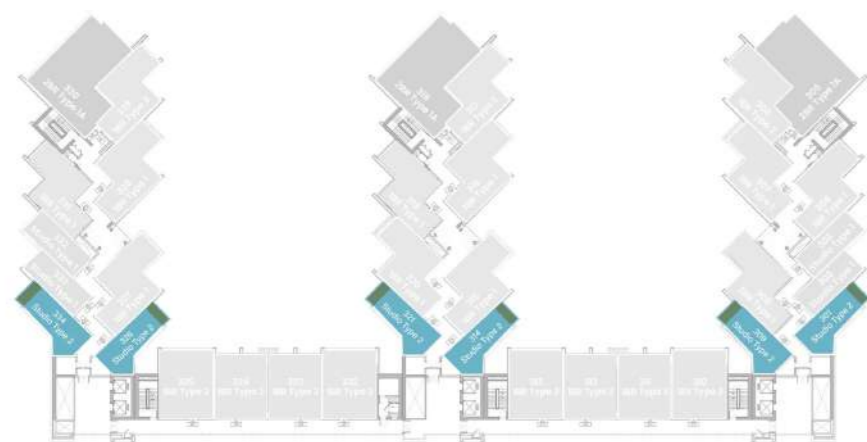
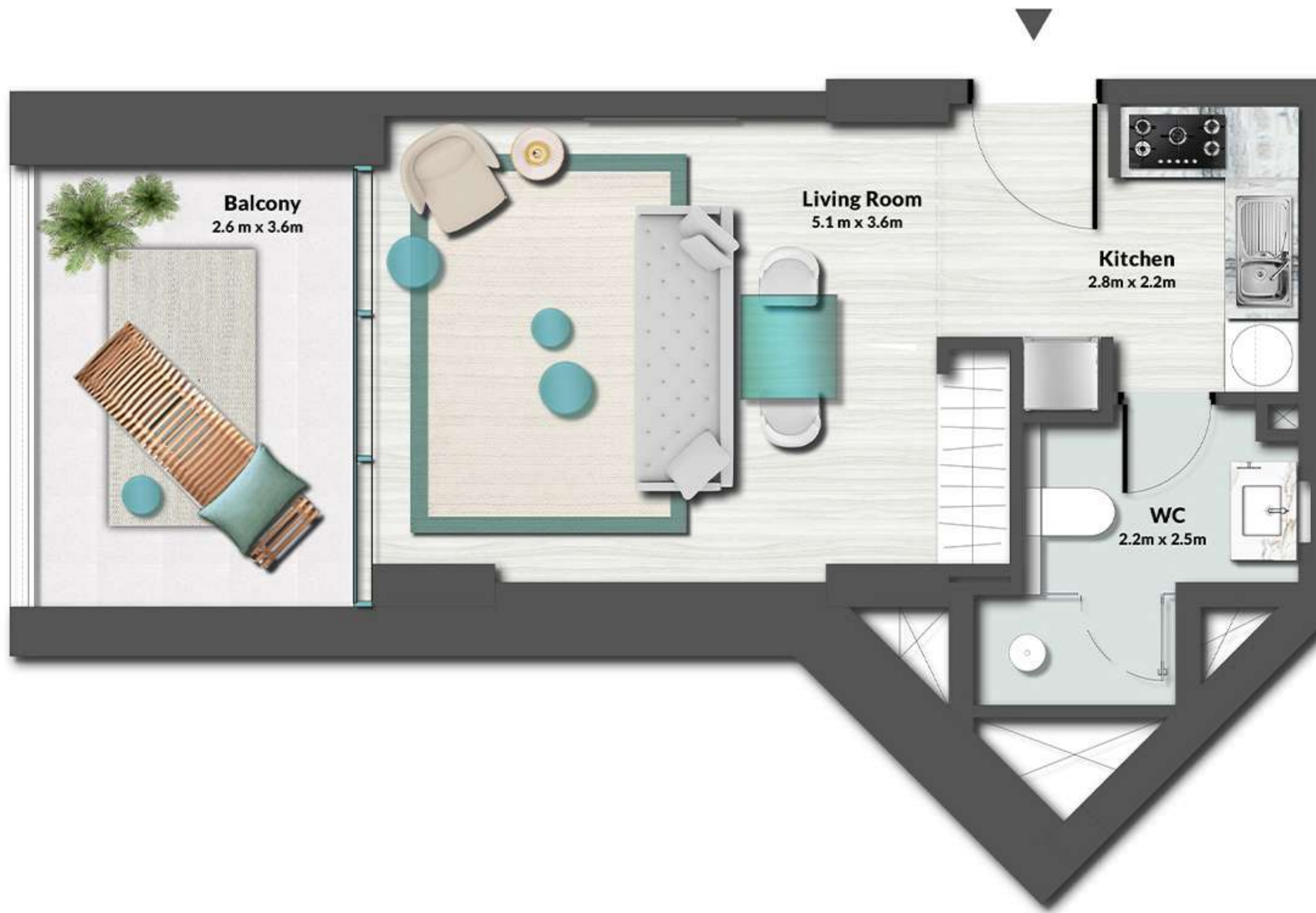
STUDIO

LEVEL 3 TYPE 2

| | | |
|-------------------|----------------------|--------------------|
| SUITE AREA | 349.07 SQ.FT. | 32.43 SQ.M. |
| BALCONY AREA | 122.71 SQ.FT. | 11.40 SQ.M. |
| TOTAL AREA | 471.78 SQ.FT. | 43.83 SQ.M. |

UNIT

01, 09, 14, 21, 26, 34




1 BEDROOM

LEVEL 3 TYPE 1

| | | |
|-------------------|----------------------|--------------------|
| SUITE AREA | 651.32 SQ.FT. | 60.51 SQ.M. |
| BALCONY AREA | 136.27 SQ.FT. | 12.66 SQ.M. |
| TOTAL AREA | 787.60 SQ.FT. | 73.17 SQ.M. |

UNIT

04, 07, 08, 15, 16, 19, 20, 27, 28, 31




1 BEDROOM

LEVEL 3 TYPE 2

| | | |
|-------------------|----------------------|--------------------|
| SUITE AREA | 682.54 SQ.FT. | 63.41 SQ.M. |
| BALCONY AREA | 134.33 SQ.FT. | 12.48 SQ.M. |
| TOTAL AREA | 816.87 SQ.FT. | 75.89 SQ.M. |

UNIT
06, 17, 29



MASA

RESIDENCE


1 BEDROOM

LEVEL 3 TYPE 3

| | | |
|-------------------|----------------------|--------------------|
| SUITE AREA | 652.08 SQ.FT. | 60.58 SQ.M. |
| BALCONY AREA | 151.66 SQ.FT. | 14.09 SQ.M. |
| TOTAL AREA | 803.74 SQ.FT. | 74.67 SQ.M. |

UNIT

10, 11, 12, 13, 22, 23, 24, 25




2 BEDROOM

LEVEL 3 TYPE 1A

| | | |
|-------------------|------------------------|---------------------|
| SUITE AREA | 1,145.50 SQ.FT. | 106.42 SQ.M. |
| BALCONY AREA | 288.26 SQ.FT. | 26.78 SQ.M. |
| TOTAL AREA | 1,433.75 SQ.FT. | 133.20 SQ.M. |

UNIT
05, 18, 30



4TH
FLOOR

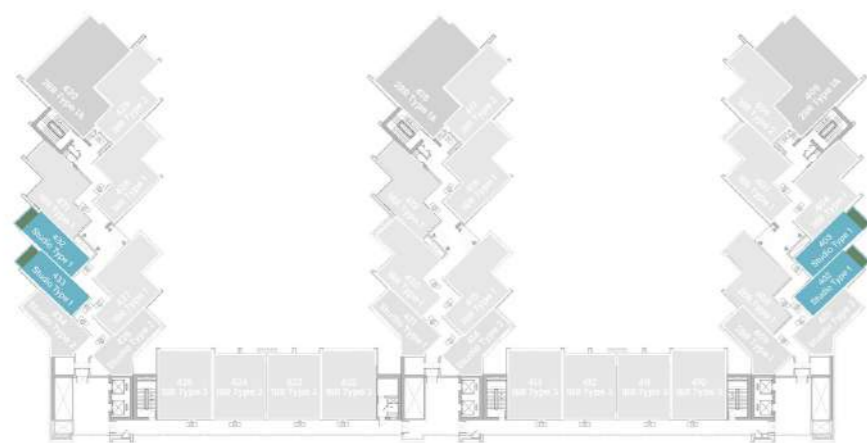


STUDIO

LEVEL 4 TYPE 1

| | | |
|-------------------|----------------------|--------------------|
| SUITE AREA | 327.55 SQ.FT. | 30.43 SQ.M. |
| BALCONY AREA | 88.80 SQ.FT. | 8.25 SQ.M. |
| TOTAL AREA | 416.35 SQ.FT. | 38.68 SQ.M. |

UNIT
02, 03, 32, 33



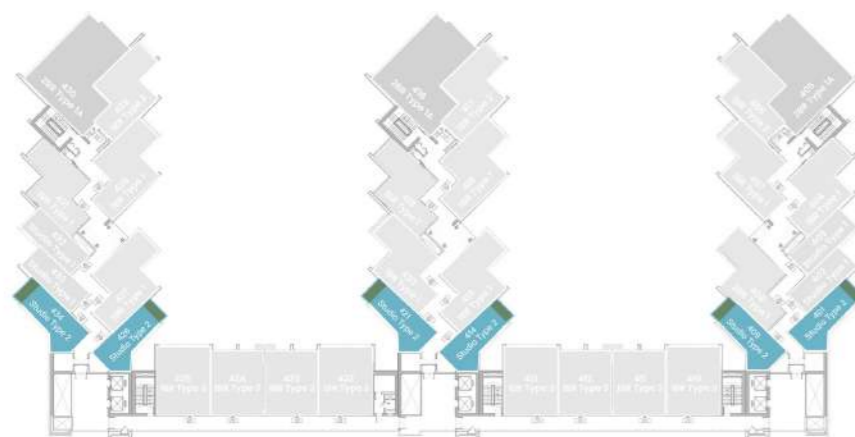
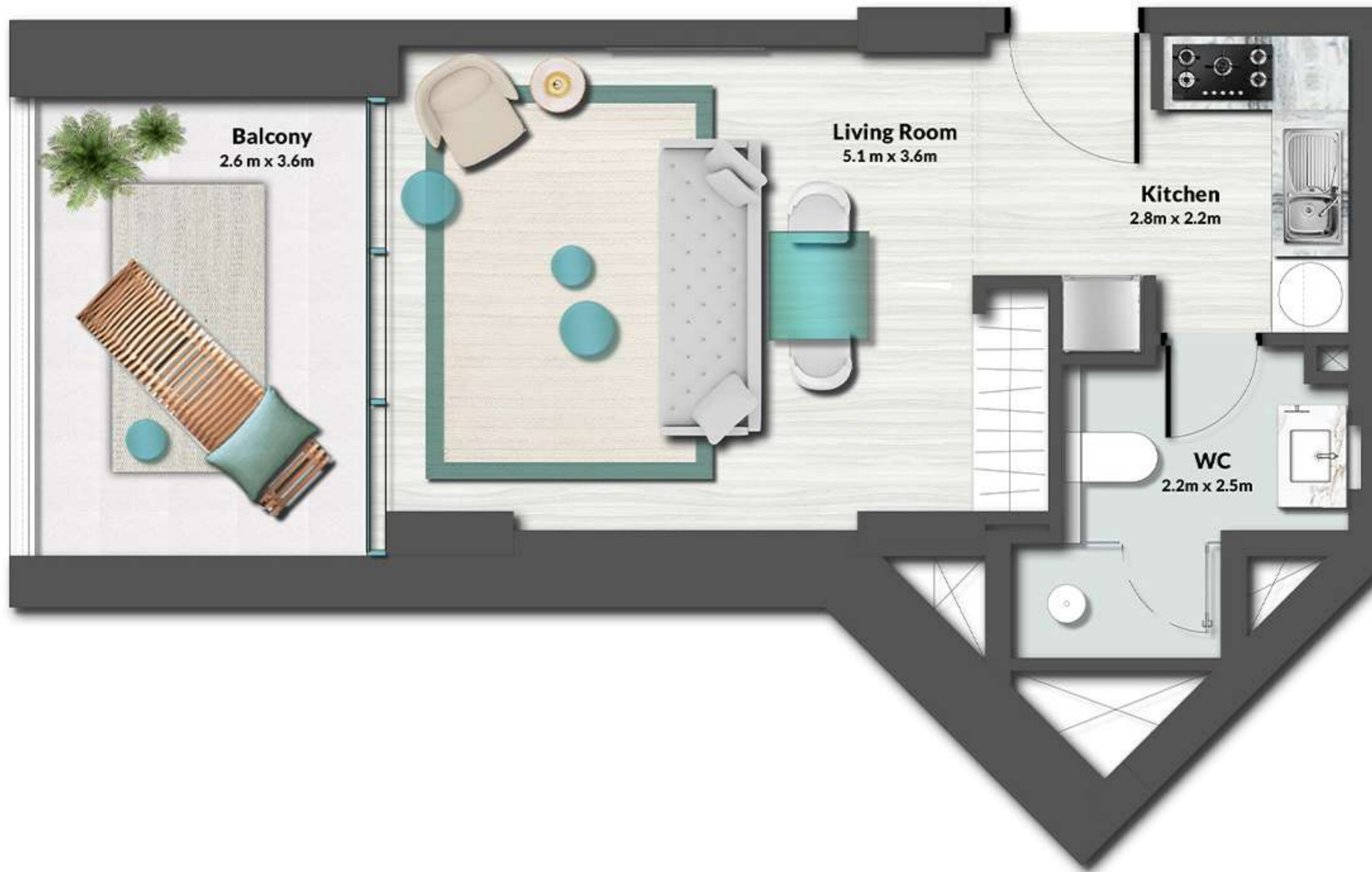
STUDIO

LEVEL 4 TYPE 2

| | | |
|-------------------|----------------------|--------------------|
| SUITE AREA | 349.07 SQ.FT. | 32.43 SQ.M. |
| BALCONY AREA | 103.87 SQ.FT. | 9.65 SQ.M. |
| TOTAL AREA | 452.95 SQ.FT. | 42.08 SQ.M. |

UNIT

01, 09, 14, 21, 26, 32




1 BEDROOM

LEVEL 4 TYPE 1

| | | |
|--------------|---------------|-------------|
| SUITE AREA | 654.77 SQ.FT. | 60.83 SQ.M. |
| BALCONY AREA | 138.53 SQ.FT. | 12.87 SQ.M. |
| TOTAL AREA | 793.30 SQ.FT. | 73.70 SQ.M. |

UNIT

04, 07, 08, 15, 16, 19, 20, 27, 28, 31




1 BEDROOM

LEVEL 4 TYPE 2

| | | |
|-------------------|----------------------|--------------------|
| SUITE AREA | 682.54 SQ.FT. | 63.41 SQ.M. |
| BALCONY AREA | 166.95 SQ.FT. | 15.51 SQ.M. |
| TOTAL AREA | 849.49 SQ.FT. | 78.92 SQ.M. |

UNIT
06, 17, 29




1 BEDROOM

LEVEL 4 TYPE 3

| | | |
|-------------------|----------------------|--------------------|
| SUITE AREA | 652.08 SQ.FT. | 60.58 SQ.M. |
| BALCONY AREA | 151.66 SQ.FT. | 14.09 SQ.M. |
| TOTAL AREA | 803.74 SQ.FT. | 74.67 SQ.M. |

UNIT

10, 11, 12, 13, 22, 23, 24, 25




2 BEDROOM

LEVEL 4 TYPE 1A

| | | |
|-------------------|------------------------|---------------------|
| SUITE AREA | 1,145.50 SQ.FT. | 106.42 SQ.M. |
| BALCONY AREA | 288.26 SQ.FT. | 26.78 SQ.M. |
| TOTAL AREA | 1,433.75 SQ.FT. | 133.20 SQ.M. |

UNIT
05, 18, 30



5TH
FLOOR

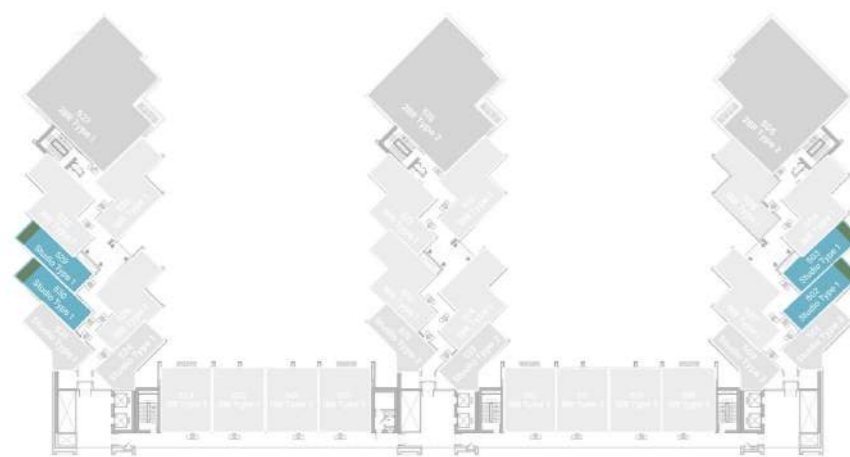


STUDIO

LEVEL 5 TYPE 1

| | | |
|-------------------|----------------------|--------------------|
| SUITE AREA | 328.19 SQ.FT. | 30.49 SQ.M. |
| BALCONY AREA | 122.39 SQ.FT. | 11.37 SQ.M. |
| TOTAL AREA | 450.58 SQ.FT. | 41.86 SQ.M. |

UNIT
02, 03, 29, 30



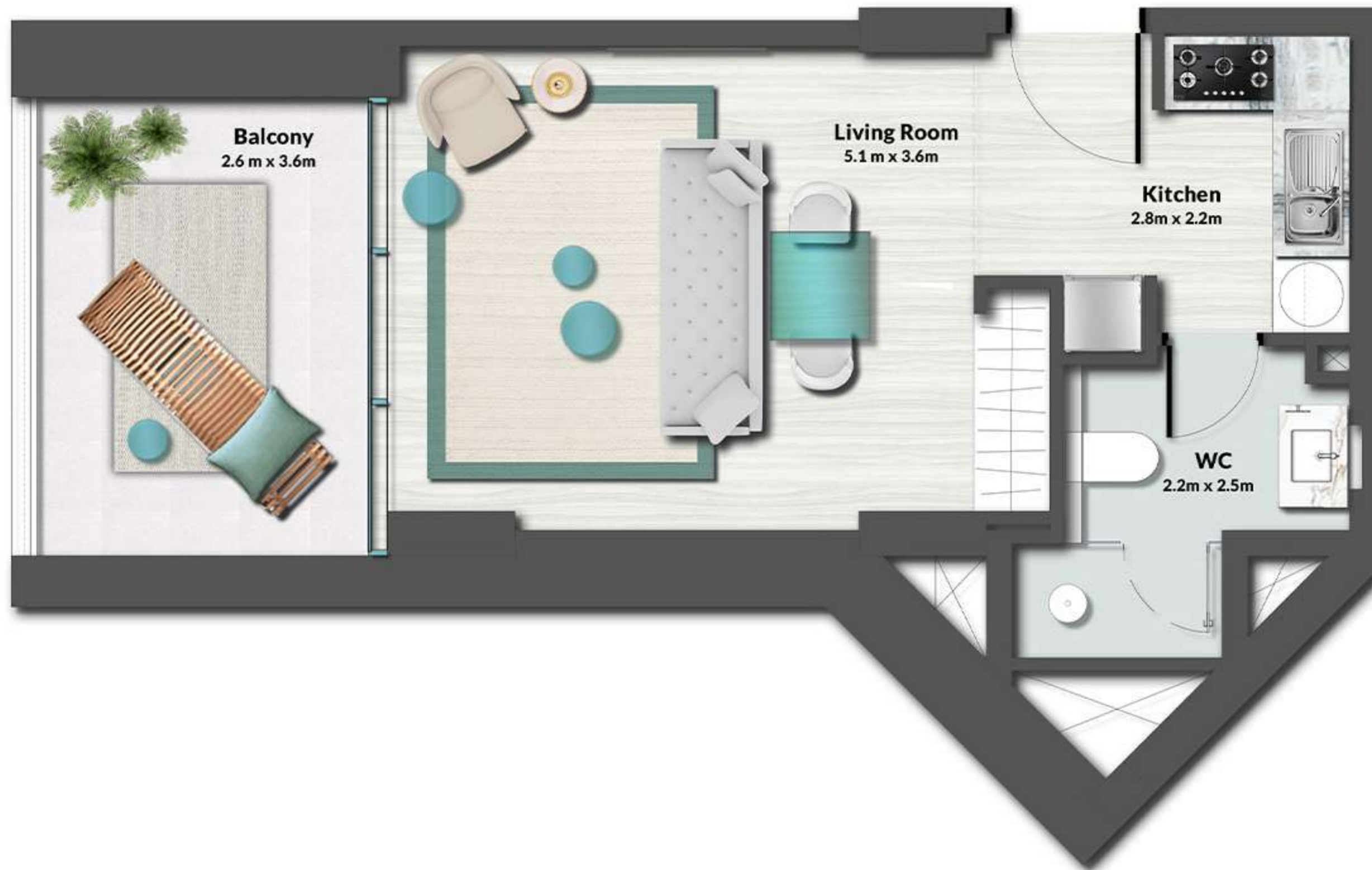
STUDIO

LEVEL 5 TYPE 2

| | | |
|-------------------|----------------------|--------------------|
| SUITE AREA | 349.07 SQ.FT. | 32.43 SQ.M. |
| BALCONY AREA | 104.19 SQ.FT. | 9.68 SQ.M. |
| TOTAL AREA | 453.27 SQ.FT. | 42.11 SQ.M. |

UNIT

01, 08, 13, 19, 24, 31




1 BEDROOM

LEVEL 5 TYPE 1

| | | |
|-------------------|----------------------|--------------------|
| SUITE AREA | 655.52 SQ.FT. | 60.90 SQ.M. |
| BALCONY AREA | 170.93 SQ.FT. | 15.88 SQ.M. |
| TOTAL AREA | 826.45 SQ.FT. | 76.78 SQ.M. |

UNIT

04, 06, 07, 14, 15, 17, 18, 25, 26, 28



MASA

RESIDENCE

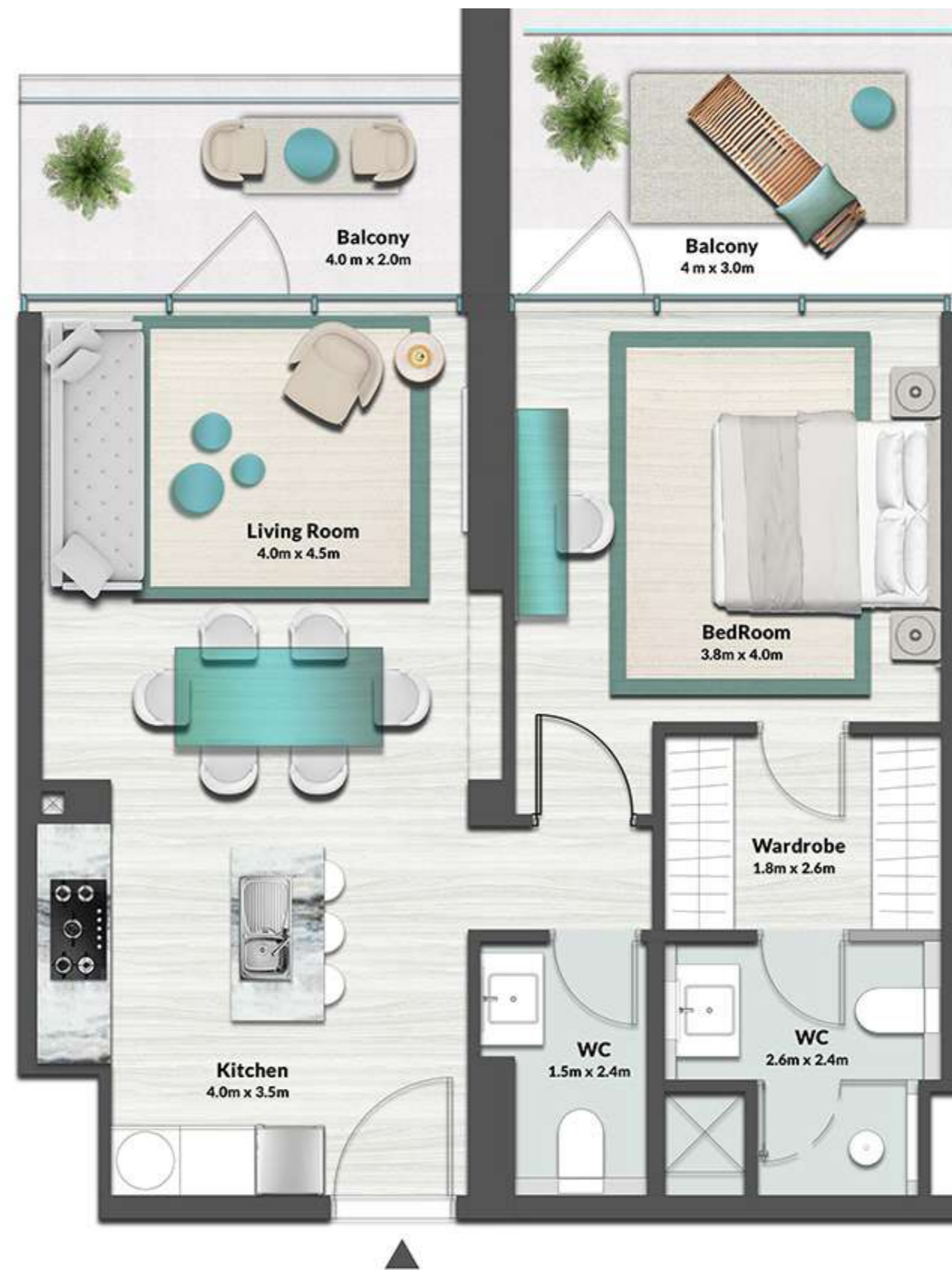

1 BEDROOM

LEVEL 5 TYPE 3

| | | |
|-------------------|----------------------|--------------------|
| SUITE AREA | 652.08 SQ.FT. | 60.58 SQ.M. |
| BALCONY AREA | 151.66 SQ.FT. | 14.09 SQ.M. |
| TOTAL AREA | 803.74 SQ.FT. | 74.67 SQ.M. |

UNIT

09, 10, 11, 12, 20, 21, 22, 23




2 BEDROOM

LEVEL 5 TYPE 2

| | | |
|-------------------|------------------------|---------------------|
| SUITE AREA | 1,292.32 SQ.FT. | 120.06 SQ.M. |
| BALCONY AREA | 1,318.36 SQ.FT. | 122.48 SQ.M. |
| TOTAL AREA | 2,610.68 SQ.FT. | 242.54 SQ.M. |

UNIT
05, 16, 27



6TH
FLOOR




STUDIO

LEVEL 6 TYPE 1

| | | |
|-------------------|----------------------|--------------------|
| SUITE AREA | 327.98 SQ.FT. | 30.47 SQ.M. |
| BALCONY AREA | 104.19 SQ.FT. | 9.68 SQ.M. |
| TOTAL AREA | 432.17 SQ.FT. | 40.15 SQ.M. |

UNIT
02, 03, 08, 30



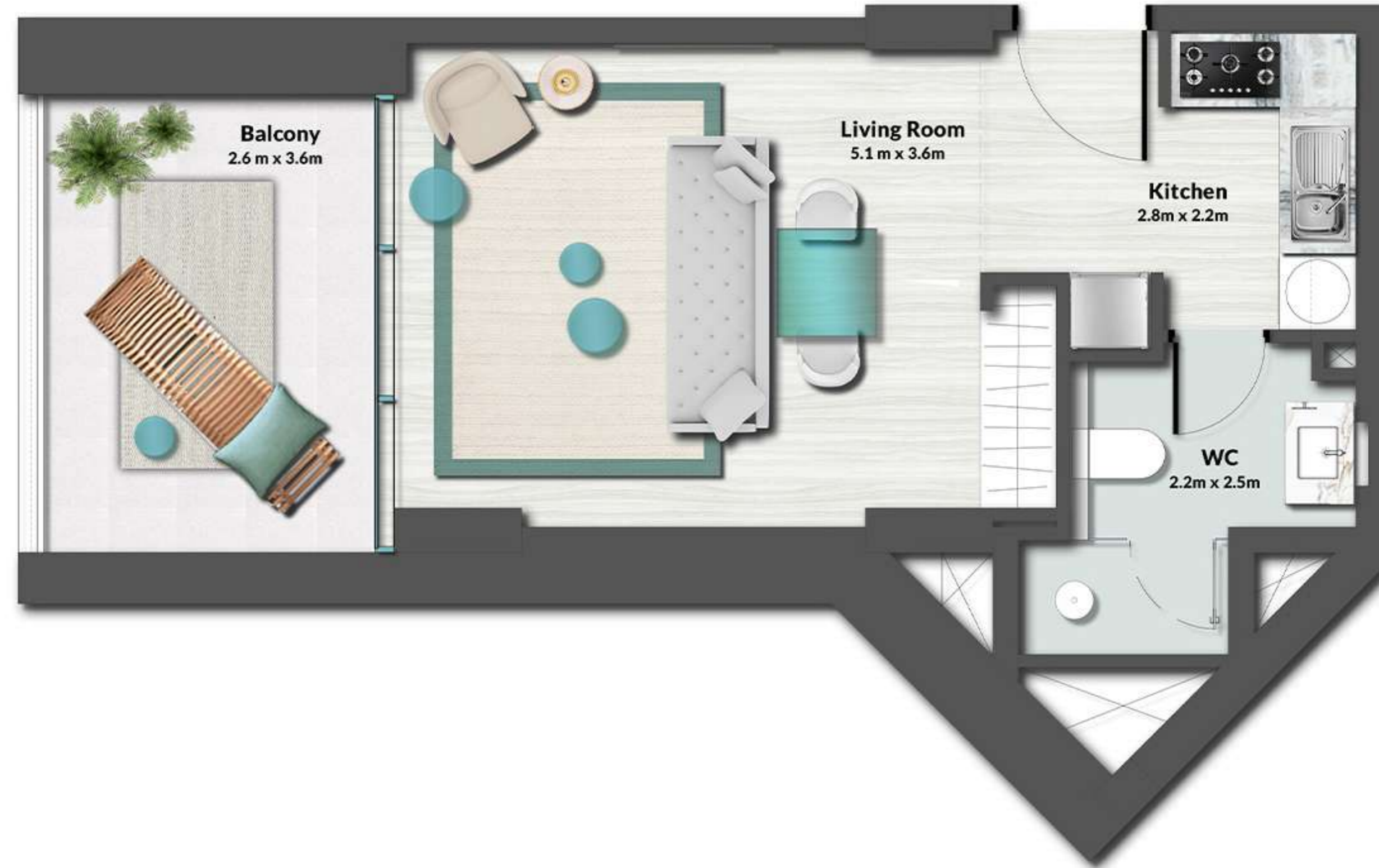

STUDIO

LEVEL 6 TYPE 2

| | | |
|-------------------|----------------------|--------------------|
| SUITE AREA | 349.07 SQ.FT. | 32.43 SQ.M. |
| BALCONY AREA | 104.19 SQ.FT. | 9.68 SQ.M. |
| TOTAL AREA | 453.27 SQ.FT. | 42.11 SQ.M. |

UNIT

01, 08, 13, 19, 24, 31




1 BEDROOM

LEVEL 6 TYPE 1

| | | |
|-------------------|----------------------|--------------------|
| SUITE AREA | 655.52 SQ.FT. | 60.90 SQ.M. |
| BALCONY AREA | 171.25 SQ.FT. | 15.91 SQ.M. |
| TOTAL AREA | 826.78 SQ.FT. | 76.81 SQ.M. |

UNIT

04, 06, 07, 14, 15, 17, 18, 25, 26, 28



MASA

RESIDENCE


1 BEDROOM

LEVEL 6 TYPE 2

| | | |
|--------------|---------------|-------------|
| SUITE AREA | 652.08 SQ.FT. | 60.58 SQ.M. |
| BALCONY AREA | 151.66 SQ.FT. | 14.09 SQ.M. |
| TOTAL AREA | 803.74 SQ.FT. | 74.67 SQ.M. |

UNIT

09, 10, 11, 12, 20, 21, 22, 23




2 BEDROOM

LEVEL 6 TYPE 2A

| | | |
|-------------------|------------------------|---------------------|
| SUITE AREA | 1,282.95 SQ.FT. | 119.19 SQ.M. |
| BALCONY AREA | 704.18 SQ.FT. | 65.42 SQ.M. |
| TOTAL AREA | 1,987.13 SQ.FT. | 184.61 SQ.M. |

UNIT
05, 16, 27



7TH & 8TH
FLOOR

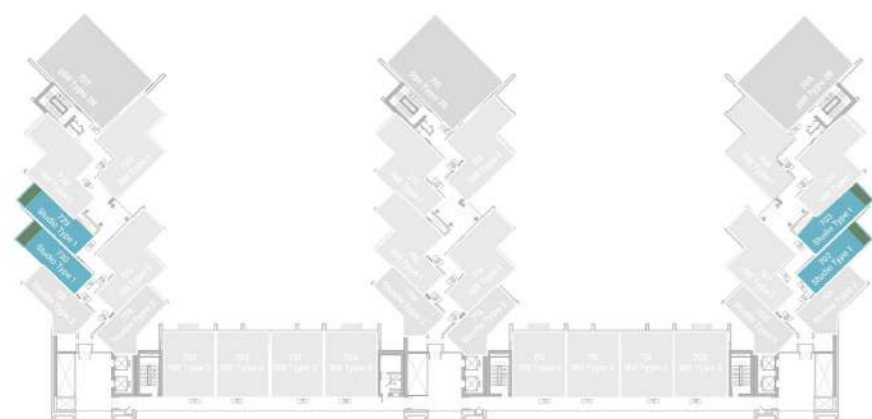


STUDIO

LEVEL 7 & 8 TYPE 1

| | | |
|-------------------|----------------------|--------------------|
| SUITE AREA | 327.98 SQ.FT. | 30.47 SQ.M. |
| BALCONY AREA | 88.80 SQ.FT. | 8.25 SQ.M. |
| TOTAL AREA | 416.78 SQ.FT. | 38.72 SQ.M. |

UNIT
02, 03, 29, 30




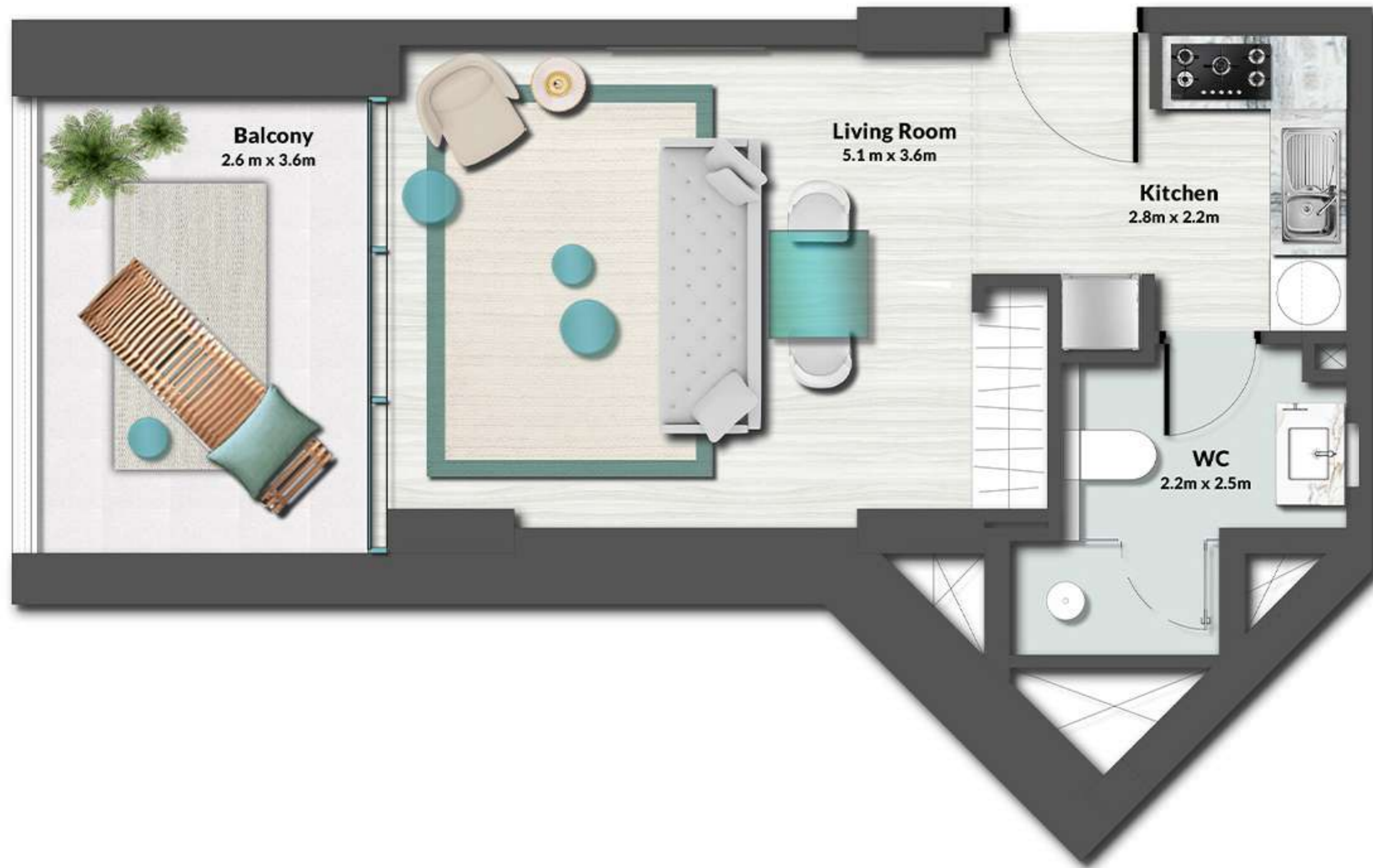
STUDIO

LEVEL 7 & 8 TYPE 2

| | | |
|-------------------|----------------------|--------------------|
| SUITE AREA | 349.40 SQ.FT. | 32.46 SQ.M. |
| BALCONY AREA | 103.87 SQ.FT. | 9.65 SQ.M. |
| TOTAL AREA | 453.27 SQ.FT. | 42.11 SQ.M. |

UNIT

01, 08, 13, 19, 24, 31




1 BEDROOM

LEVEL 7 & 8 TYPE 1

| | | |
|-------------------|----------------------|--------------------|
| SUITE AREA | 655.85 SQ.FT. | 60.93 SQ.M. |
| BALCONY AREA | 156.72 SQ.FT. | 14.56 SQ.M. |
| TOTAL AREA | 812.57 SQ.FT. | 75.49 SQ.M. |

UNIT

04, 06, 07, 14, 15, 17, 18, 25, 26, 28



MASA

RESIDENCE


1 BEDROOM

LEVEL 7 & 8 TYPE 3

| | | |
|-------------------|----------------------|--------------------|
| SUITE AREA | 652.08 SQ.FT. | 60.58 SQ.M. |
| BALCONY AREA | 151.66 SQ.FT. | 14.09 SQ.M. |
| TOTAL AREA | 803.74 SQ.FT. | 74.67 SQ.M. |

UNIT

09, 10, 11, 12, 20, 21, 22, 23




2 BEDROOM

LEVEL 7 & 8 TYPE 2B

| | | |
|-------------------|------------------------|---------------------|
| SUITE AREA | 1,282.74 SQ.FT. | 119.17 SQ.M. |
| BALCONY AREA | 228.73 SQ.FT. | 21.25 SQ.M. |
| TOTAL AREA | 1,511.47 SQ.FT. | 140.42 SQ.M. |

UNIT
05, 16, 27



9TH
FLOOR



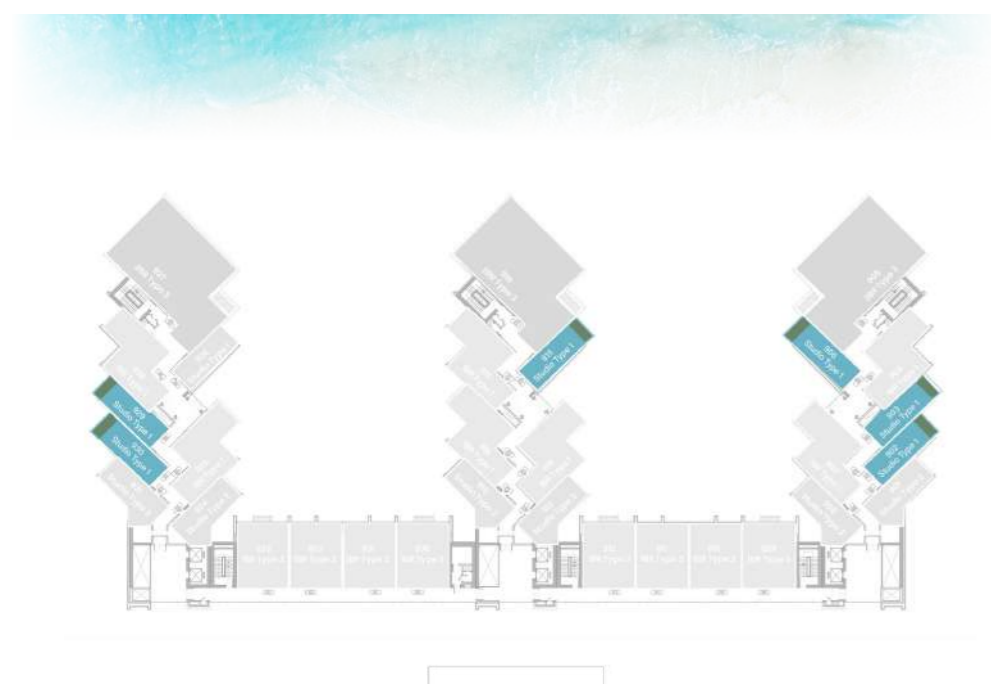
STUDIO

LEVEL 9 TYPE 1

| | | |
|-------------------|----------------------|--------------------|
| SUITE AREA | 327.76 SQ.FT. | 30.45 SQ.M. |
| BALCONY AREA | 103.87 SQ.FT. | 9.65 SQ.M. |
| TOTAL AREA | 431.63 SQ.FT. | 40.10 SQ.M. |

UNIT

02, 03, 06, 15, 26, 29, 30



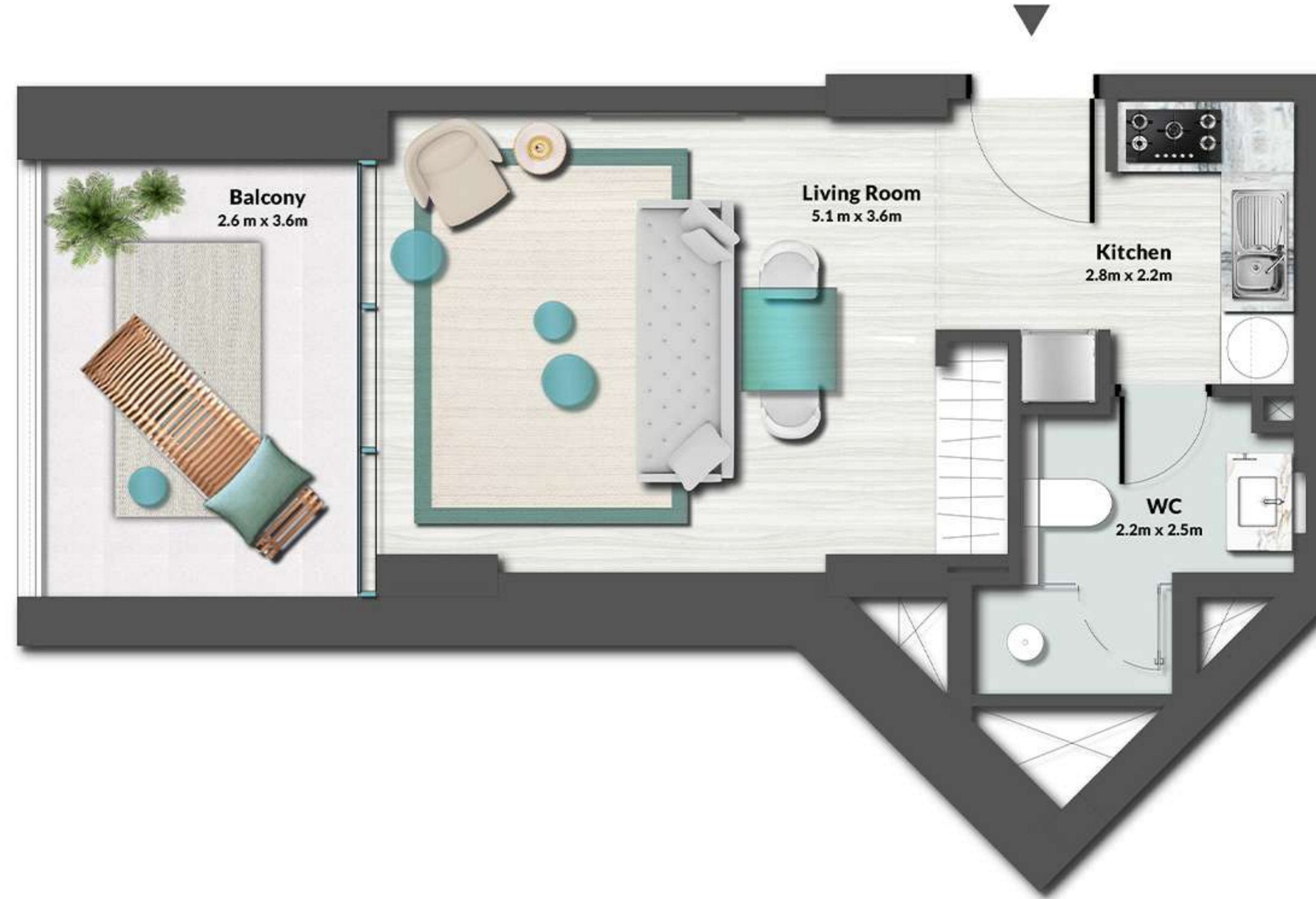

STUDIO

LEVEL 9 TYPE 2

| | | |
|--------------|---------------|-------------|
| SUITE AREA | 349.07 SQ.FT. | 32.43 SQ.M. |
| BALCONY AREA | 122.71 SQ.FT. | 11.40 SQ.M. |
| TOTAL AREA | 471.78 SQ.FT. | 43.83 SQ.M. |

UNIT

01, 08, 13, 19, 24, 31




1 BEDROOM

LEVEL 9 TYPE 1

| | | |
|-------------------|----------------------|--------------------|
| SUITE AREA | 655.31 SQ.FT. | 60.88 SQ.M. |
| BALCONY AREA | 138.32 SQ.FT. | 12.85 SQ.M. |
| TOTAL AREA | 793.62 SQ.FT. | 73.73 SQ.M. |

UNIT

04, 07, 14, 17, 18, 25, 28



MASA

RESIDENCE


1 BEDROOM

LEVEL 9 TYPE 3

| | | |
|-------------------|----------------------|--------------------|
| SUITE AREA | 652.08 SQ.FT. | 60.58 SQ.M. |
| BALCONY AREA | 151.66 SQ.FT. | 14.09 SQ.M. |
| TOTAL AREA | 803.74 SQ.FT. | 74.67 SQ.M. |

UNIT

09, 10, 11, 12, 20, 21, 22, 23




2 BEDROOM

LEVEL 9 TYPE 3

| | | |
|-------------------|------------------------|---------------------|
| SUITE AREA | 1,259.59 SQ.FT. | 117.02 SQ.M. |
| BALCONY AREA | 987.48 SQ.FT. | 91.74 SQ.M. |
| TOTAL AREA | 2,247.07 SQ.FT. | 208.76 SQ.M. |

UNIT
05, 16, 27



10TH
FLOOR



STUDIO

LEVEL 10 TYPE 1

| | | |
|-------------------|----------------------|--------------------|
| SUITE AREA | 327.44 SQ.FT. | 30.42 SQ.M. |
| BALCONY AREA | 104.19 SQ.FT. | 9.68 SQ.M. |
| TOTAL AREA | 431.63 SQ.FT. | 40.10 SQ.M. |

UNIT

02, 03, 06, 15, 26, 29, 30




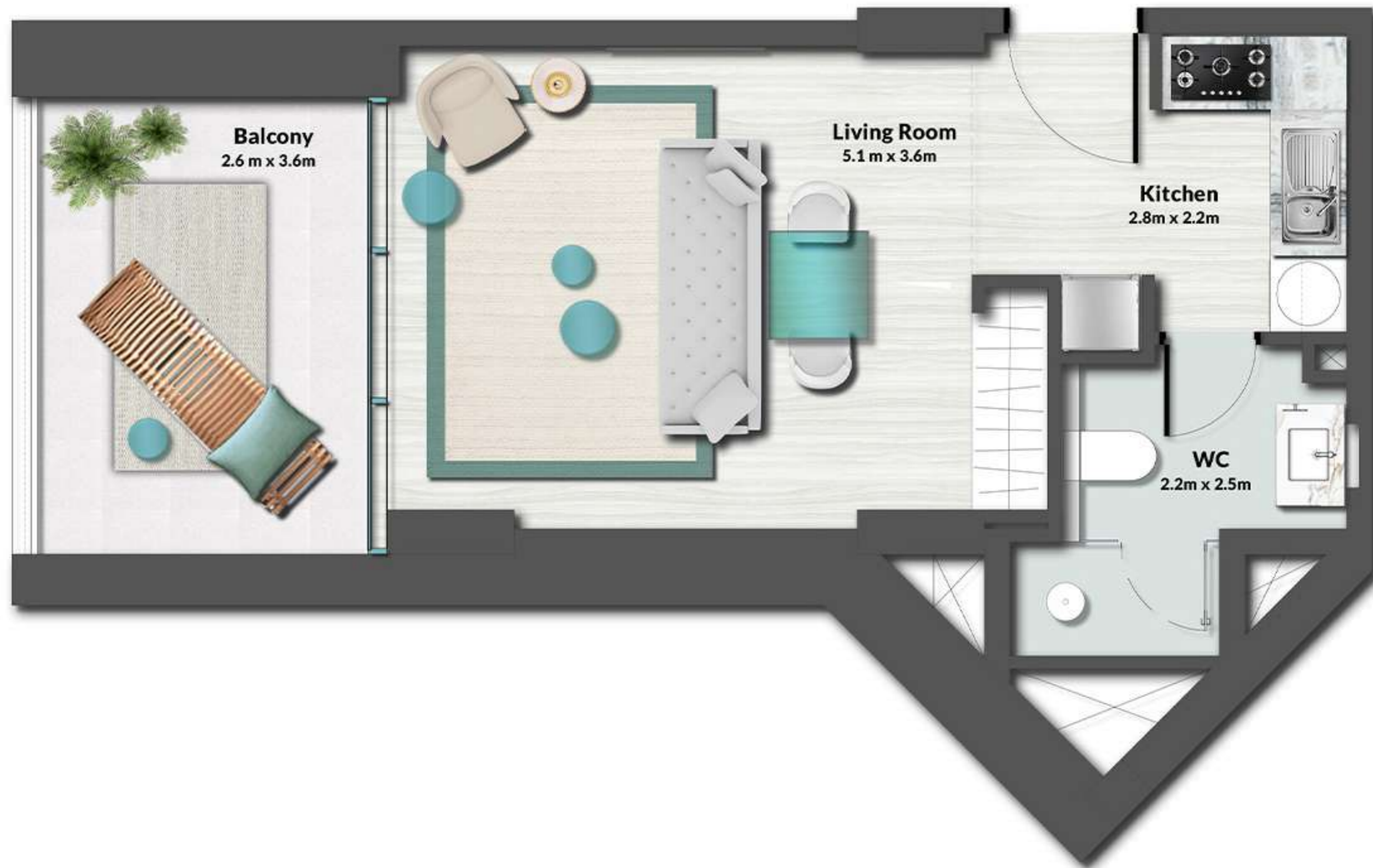
STUDIO

LEVEL 10 TYPE 2

| | | |
|-------------------|----------------------|--------------------|
| SUITE AREA | 349.07 SQ.FT. | 32.43 SQ.M. |
| BALCONY AREA | 88.80 SQ.FT. | 8.25 SQ.M. |
| TOTAL AREA | 437.88 SQ.FT. | 40.68 SQ.M. |

UNIT

01, 08, 13, 19, 24, 31




1 BEDROOM

LEVEL 10 TYPE 1

| | | |
|-------------------|----------------------|--------------------|
| SUITE AREA | 651.32 SQ.FT. | 60.51 SQ.M. |
| BALCONY AREA | 136.38 SQ.FT. | 12.67 SQ.M. |
| TOTAL AREA | 787.70 SQ.FT. | 73.18 SQ.M. |

UNIT

04, 07, 14, 17, 18, 25, 28



MASA

RESIDENCE

1 BEDROOM

LEVEL 10 TYPE 3

| | | |
|-------------------|----------------------|--------------------|
| SUITE AREA | 652.08 SQ.FT. | 60.58 SQ.M. |
| BALCONY AREA | 151.66 SQ.FT. | 14.09 SQ.M. |
| TOTAL AREA | 803.74 SQ.FT. | 74.67 SQ.M. |

UNIT

09, 10, 11, 12, 20, 21, 22, 23




2 BEDROOM

LEVEL 10 TYPE 3A

| | | |
|-------------------|------------------------|---------------------|
| SUITE AREA | 1,259.59 SQ.FT. | 117.02 SQ.M. |
| BALCONY AREA | 699.33 SQ.FT. | 64.97 SQ.M. |
| TOTAL AREA | 1,958.92 SQ.FT. | 181.99 SQ.M. |

UNIT
05, 16, 27



11TH & 12TH FLOOR



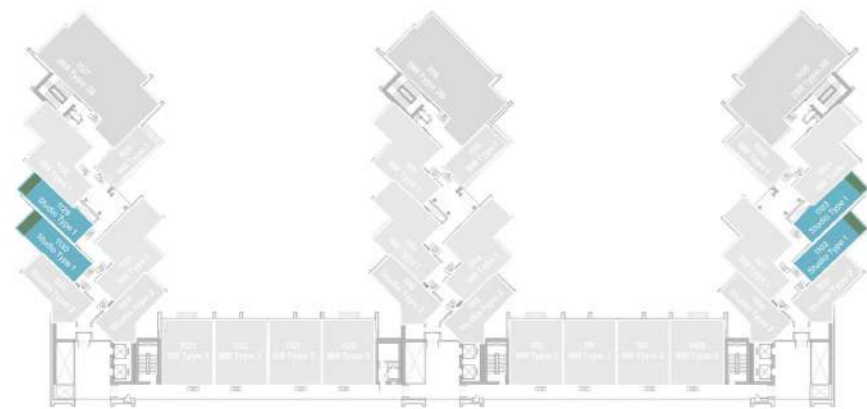
STUDIO

LEVEL 11 & 12 TYPE 1

| | | |
|-------------------|----------------------|--------------------|
| SUITE AREA | 327.44 SQ.FT. | 30.42 SQ.M. |
| BALCONY AREA | 88.80 SQ.FT. | 8.25 SQ.M. |
| TOTAL AREA | 416.24 SQ.FT. | 38.67 SQ.M. |

UNIT

02, 03, 06, 15, 26, 29, 30



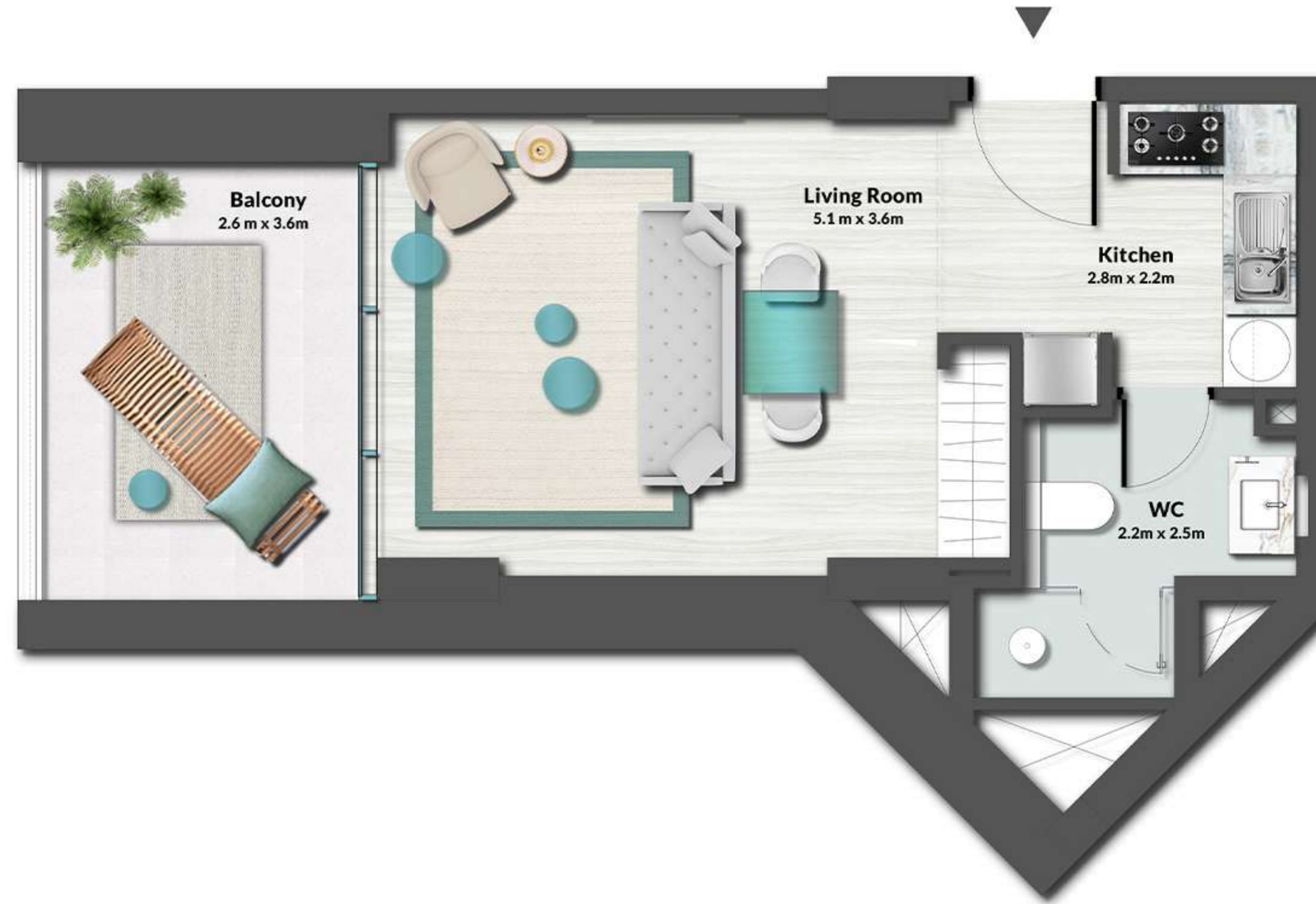

STUDIO

LEVEL 11 & 12 TYPE 2

| | | |
|-------------------|----------------------|--------------------|
| SUITE AREA | 349.07 SQ.FT. | 32.43 SQ.M. |
| BALCONY AREA | 122.39 SQ.FT. | 11.37 SQ.M. |
| TOTAL AREA | 471.46 SQ.FT. | 43.80 SQ.M. |

UNIT

01, 08, 13, 19, 24, 31




1 BEDROOM

LEVEL 11 & 12 TYPE 1

| | | |
|-------------------|----------------------|--------------------|
| SUITE AREA | 651.65 SQ.FT. | 60.54 SQ.M. |
| BALCONY AREA | 154.79 SQ.FT. | 14.38 SQ.M. |
| TOTAL AREA | 806.43 SQ.FT. | 74.92 SQ.M. |

UNIT

04, 07, 14, 17, 18, 25, 28



MASA

RESIDENCE

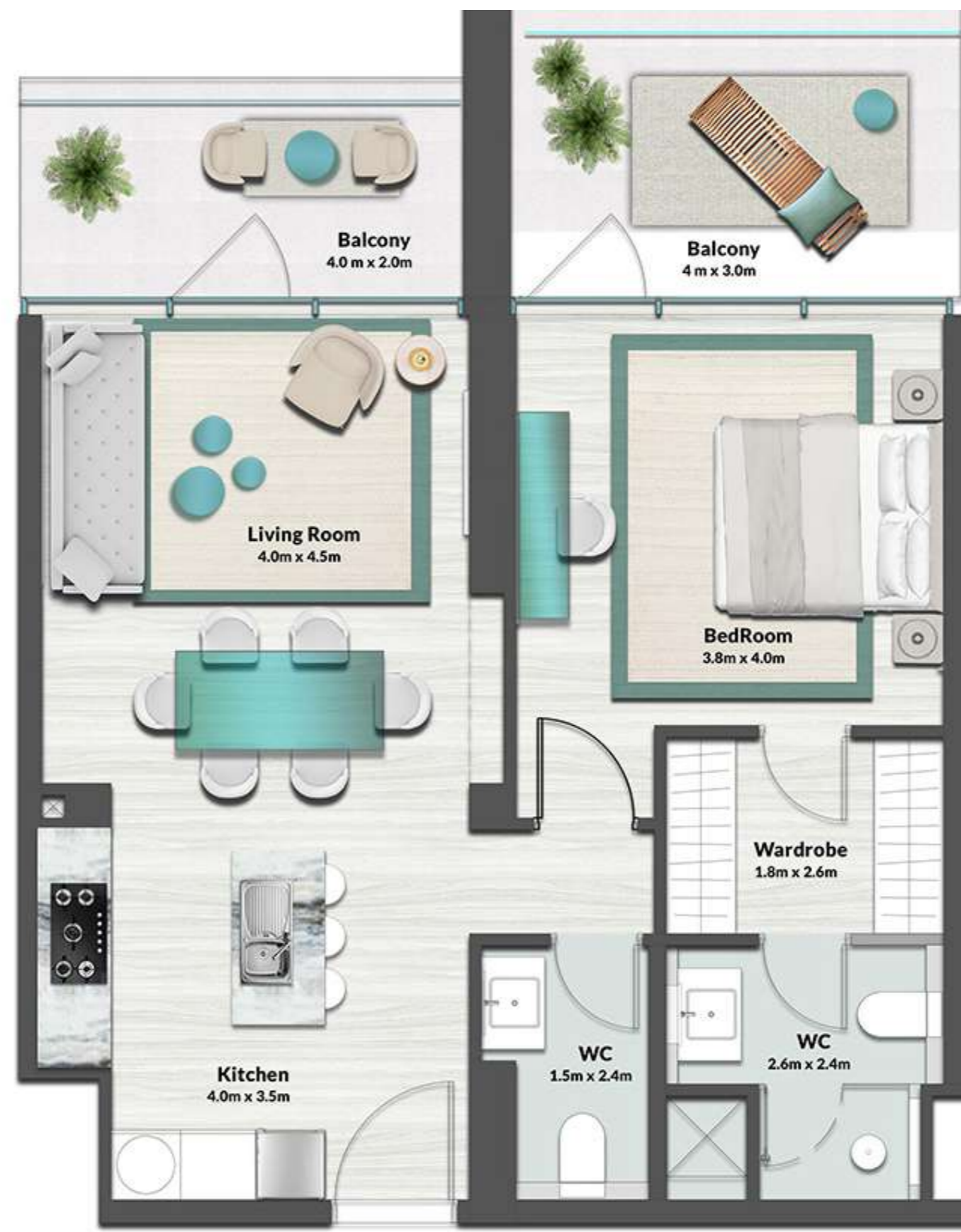
1 BEDROOM

LEVEL 11 & 12 TYPE 3

| | | |
|-------------------|----------------------|--------------------|
| SUITE AREA | 652.08 SQ.FT. | 60.58 SQ.M. |
| BALCONY AREA | 151.66 SQ.FT. | 14.09 SQ.M. |
| TOTAL AREA | 803.74 SQ.FT. | 74.67 SQ.M. |

UNIT

09, 10, 11, 12, 20, 21, 22, 23




2 BEDROOM

LEVEL 11 & 12 TYPE 3B

| | | |
|-------------------|------------------------|---------------------|
| SUITE AREA | 1,259.49 SQ.FT. | 117.01 SQ.M. |
| BALCONY AREA | 540.46 SQ.FT. | 50.21 SQ.M. |
| TOTAL AREA | 1,799.94 SQ.FT. | 167.22 SQ.M. |

UNIT
05, 16, 27



DEVELOPED BY



EXCLUSIVE AGENTS

