

velora 2

THE VALLEY

FLOOR PLANS

EMAAR

RAVINE

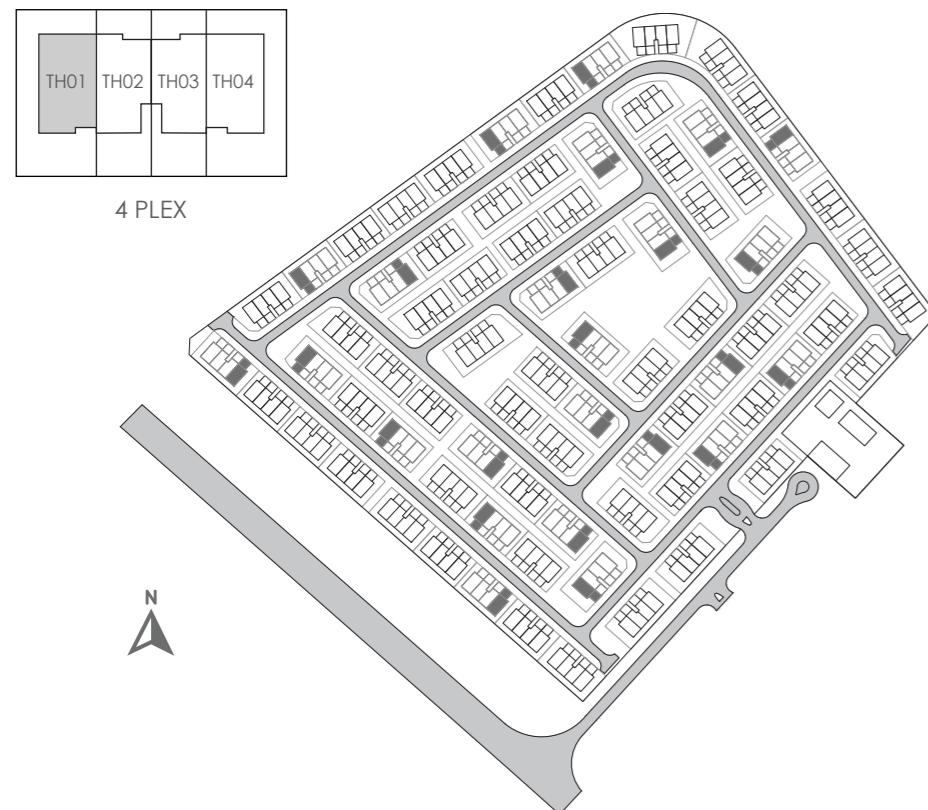
velora 2

THE VALLEY

RAVINE 4 BEDROOM

UNIT	TOTAL AREA	
4 PLEX - TH01	2731.55 SQFT	253.77 SQM
SUITE AREA	2218.66 SQFT	206.12 SQM
GARAGE AREA	395.57 SQFT	36.75 SQM
BALCONY/TERRACE AREA	117.33 SQFT	10.90 SQM

KEY PLAN



GROUND FLOOR



FIRST FLOOR

FLOOR PLAN 1. All dimensions are in imperial and metric, and measured from finish to finish excluding construction tolerances. 2. All materials, dimensions, and drawings are approximate only. 3. Information is subject to change without notice, at developer's absolute discretion. 4. Actual area may vary from the stated area. 5. Drawings not to scale. 6. All images used are for illustrative purposes only and do not represent the actual size, features, specifications, fittings, and furnishings. 7. The developer reserves the right to make revisions / alterations, at it's absolute discretion, without any liability whatsoever.

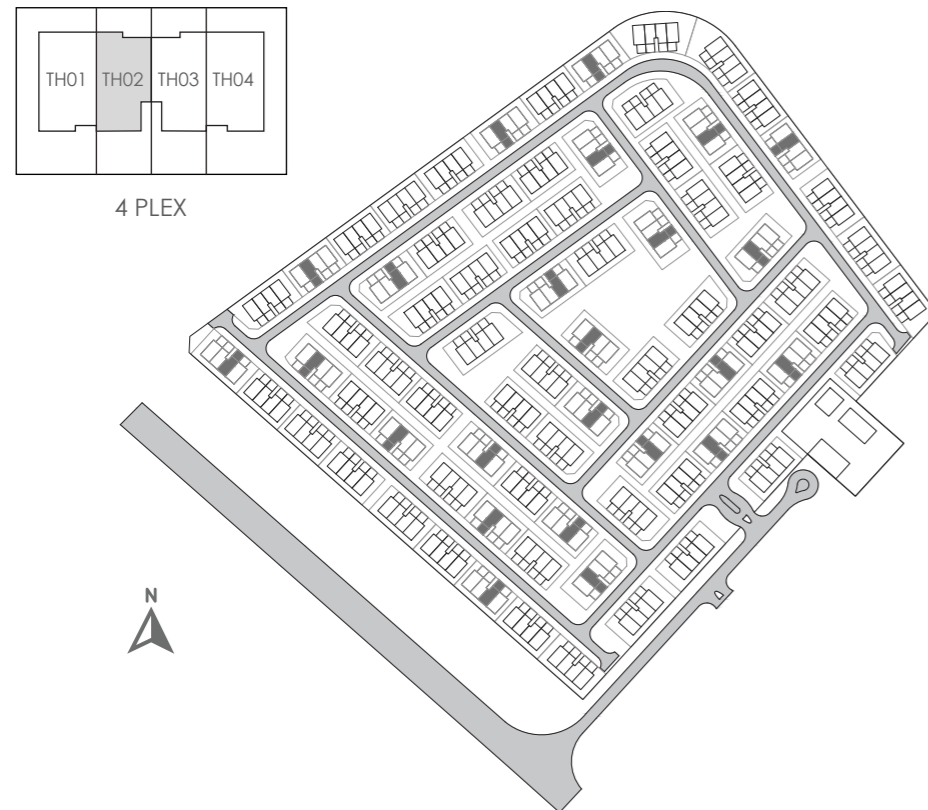
velora 2

THE VALLEY

RAVINE 3 BEDROOM

UNIT	TOTAL AREA	
4 PLEX - TH02	2514.34 SQFT	233.59 SQM
SUITE AREA	1982.28 SQFT	184.16 SQM
GARAGE AREA	395.25 SQFT	36.72 SQM
BALCONY/TERRACE AREA	136.81 SQFT	12.71 SQM

KEY PLAN



GROUND FLOOR



FIRST FLOOR

FLOOR PLAN 1. All dimensions are in imperial and metric, and measured from finish to finish excluding construction tolerances. 2. All materials, dimensions, and drawings are approximate only. 3. Information is subject to change without notice, at developer's absolute discretion. 4. Actual area may vary from the stated area. 5. Drawings not to scale. 6. All images used are for illustrative purposes only and do not represent the actual size, features, specifications, fittings, and furnishings. 7. The developer reserves the right to make revisions / alterations, at it's absolute discretion, without any liability whatsoever.

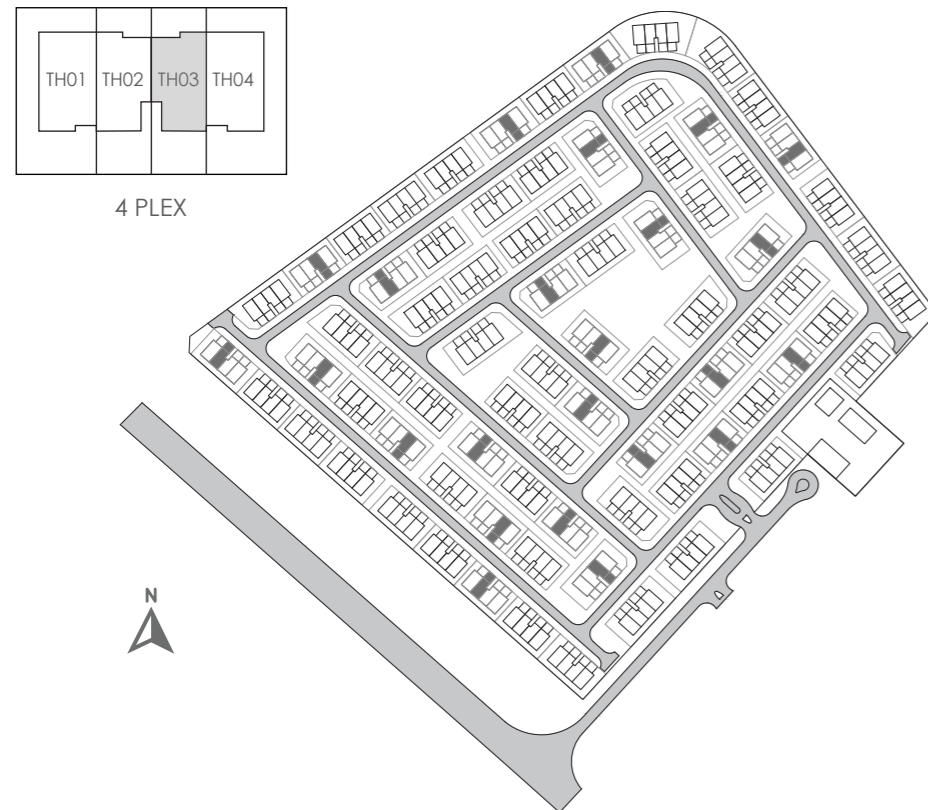
velora 2

THE VALLEY

RAVINE 3 BEDROOM

UNIT	TOTAL AREA	
4 PLEX - TH03	2514.34 SQFT	233.59 SQM
SUITE AREA	1982.28 SQFT	184.16 SQM
GARAGE AREA	395.25 SQFT	36.72 SQM
BALCONY/TERRACE AREA	136.81 SQFT	12.71 SQM

KEY PLAN



GROUND FLOOR



FIRST FLOOR

FLOOR PLAN 1. All dimensions are in imperial and metric, and measured from finish to finish excluding construction tolerances. 2. All materials, dimensions, and drawings are approximate only. 3. Information is subject to change without notice, at developer's absolute discretion. 4. Actual area may vary from the stated area. 5. Drawings not to scale. 6. All images used are for illustrative purposes only and do not represent the actual size, features, specifications, fittings, and furnishings. 7. The developer reserves the right to make revisions / alterations, at it's absolute discretion, without any liability whatsoever.

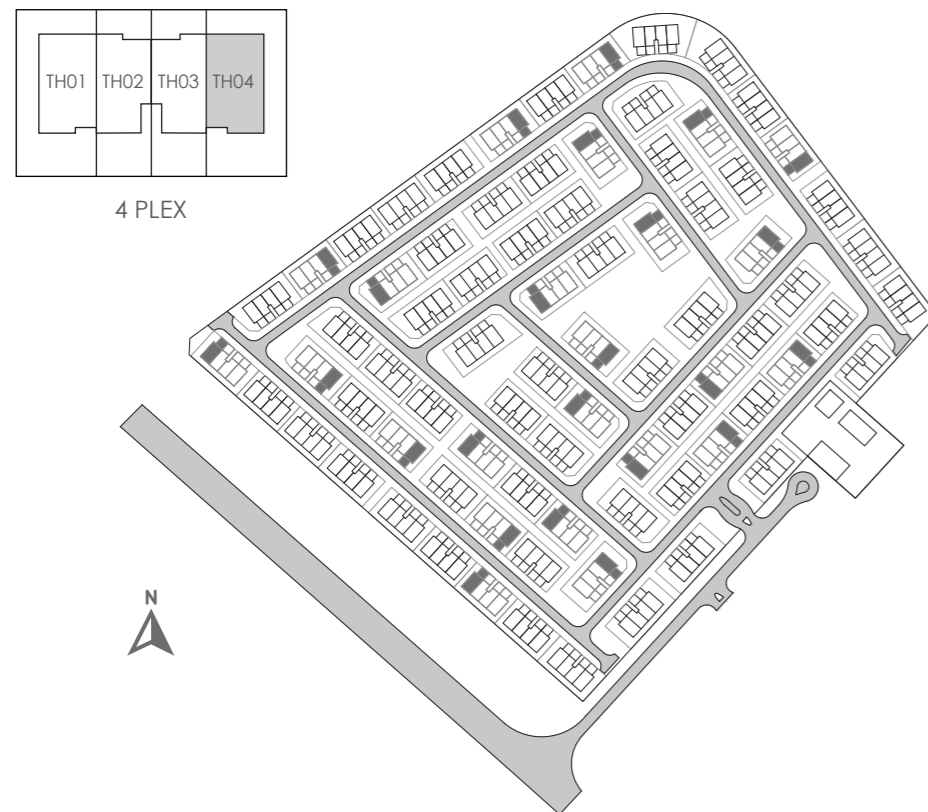
velora 2

THE VALLEY

RAVINE 4 BEDROOM

UNIT	TOTAL AREA	
4 PLEX - TH04	2731.55 SQFT	253.77 SQM
<hr/>		
SUITE AREA	2218.66 SQFT	206.12 SQM
GARAGE AREA	395.57 SQFT	36.75 SQM
BALCONY/TERRACE AREA	117.33 SQFT	10.90 SQM

KEY PLAN



GROUND FLOOR



FIRST FLOOR

FLOOR PLAN 1. All dimensions are in imperial and metric, and measured from finish to finish excluding construction tolerances. 2. All materials, dimensions, and drawings are approximate only. 3. Information is subject to change without notice, at developer's absolute discretion. 4. Actual area may vary from the stated area. 5. Drawings not to scale. 6. All images used are for illustrative purposes only and do not represent the actual size, features, specifications, fittings, and furnishings. 7. The developer reserves the right to make revisions / alterations, at it's absolute discretion, without any liability whatsoever.

SERENE

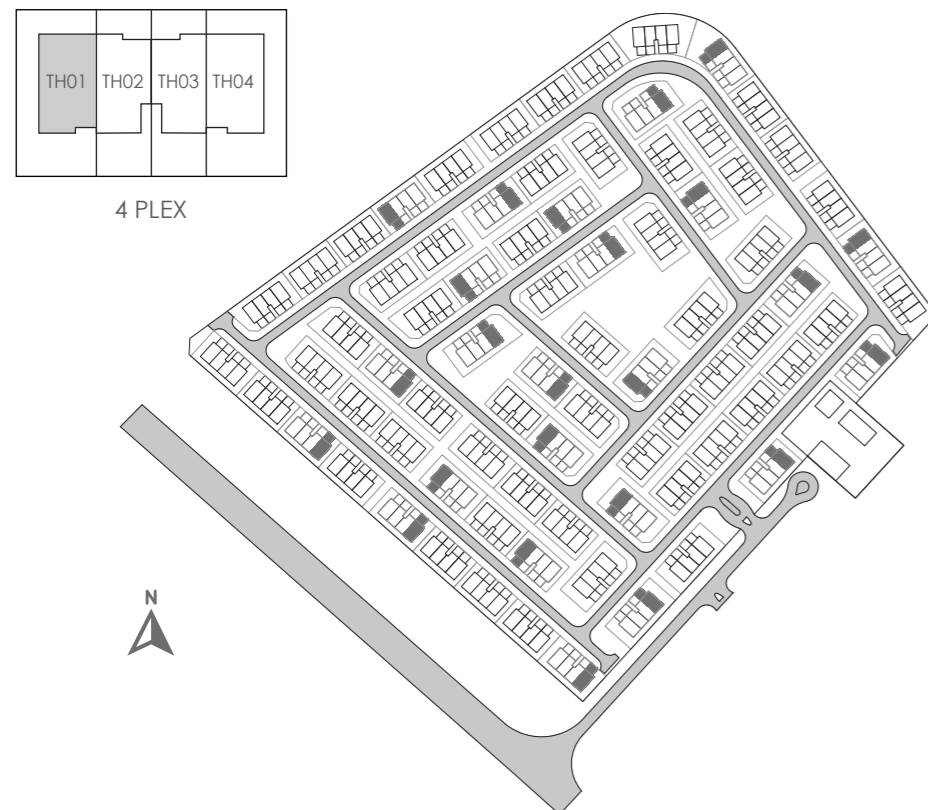
velora 2

THE VALLEY

SERENE 4 BEDROOM

UNIT	TOTAL AREA	
4 PLEX - TH01	2731.55 SQFT	253.77 SQM
SUITE AREA	2218.66 SQFT	206.12 SQM
GARAGE AREA	395.57 SQFT	36.75 SQM
BALCONY/TERRACE AREA	117.33 SQFT	10.90 SQM

KEY PLAN



GROUND FLOOR



FIRST FLOOR

FLOOR PLAN 1. All dimensions are in imperial and metric, and measured from finish to finish excluding construction tolerances. 2. All materials, dimensions, and drawings are approximate only. 3. Information is subject to change without notice, at developer's absolute discretion. 4. Actual area may vary from the stated area. 5. Drawings not to scale. 6. All images used are for illustrative purposes only and do not represent the actual size, features, specifications, fittings, and furnishings. 7. The developer reserves the right to make revisions / alterations, at it's absolute discretion, without any liability whatsoever.

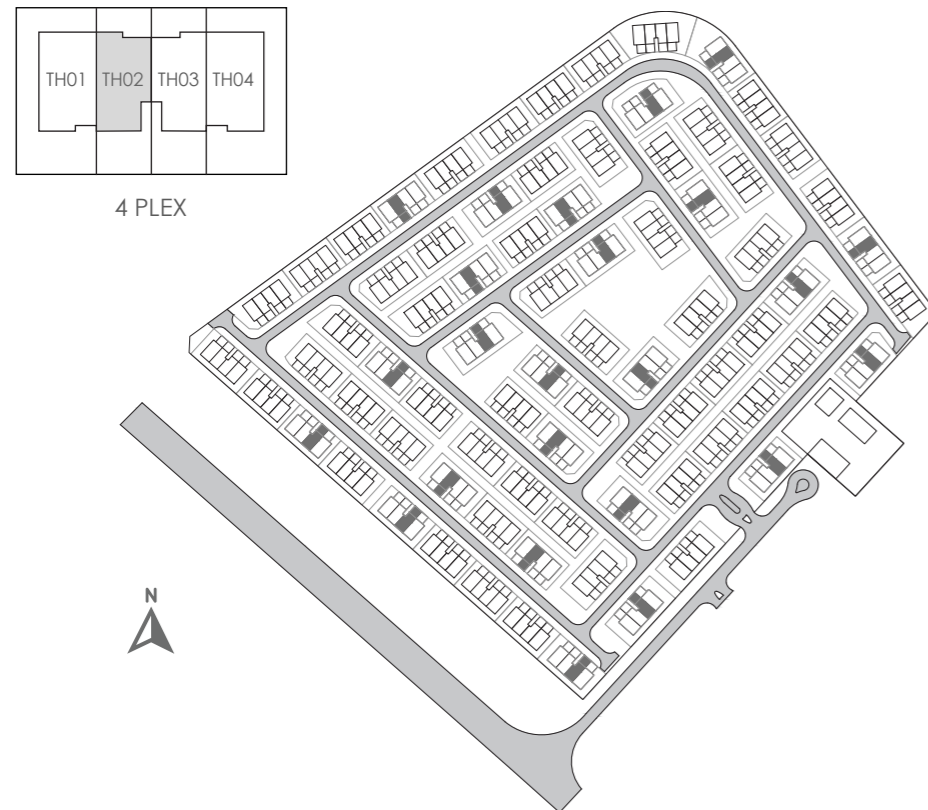
velora 2

THE VALLEY

SERENE 3 BEDROOM

UNIT	TOTAL AREA	
4 PLEX - TH02	2514.34 SQFT	233.59 SQM
SUITE AREA	1982.28 SQFT	184.16 SQM
GARAGE AREA	395.25 SQFT	36.72 SQM
BALCONY/TERRACE AREA	136.81 SQFT	12.71 SQM

KEY PLAN



GROUND FLOOR



FIRST FLOOR

FLOOR PLAN 1. All dimensions are in imperial and metric, and measured from finish to finish excluding construction tolerances. 2. All materials, dimensions, and drawings are approximate only. 3. Information is subject to change without notice, at developer's absolute discretion. 4. Actual area may vary from the stated area. 5. Drawings not to scale. 6. All images used are for illustrative purposes only and do not represent the actual size, features, specifications, fittings, and furnishings. 7. The developer reserves the right to make revisions / alterations, at it's absolute discretion, without any liability whatsoever.

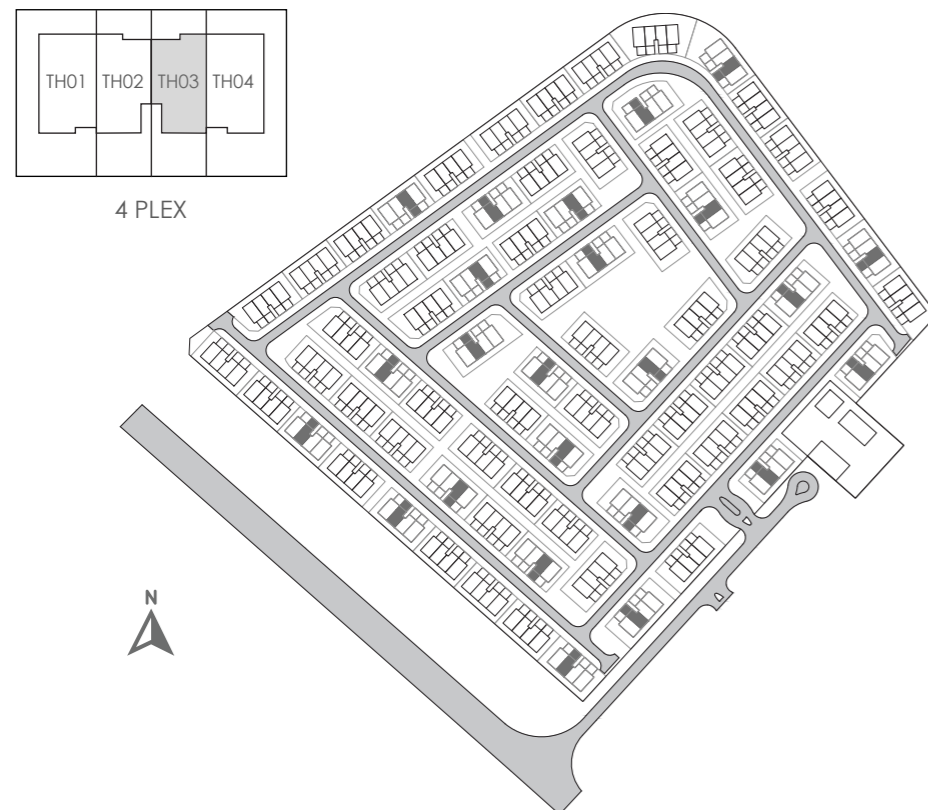
velora 2

THE VALLEY

SERENE 3 BEDROOM

UNIT	TOTAL AREA	
4 PLEX - TH03	2514.34 SQFT	233.59 SQM
SUITE AREA	1982.28 SQFT	184.16 SQM
GARAGE AREA	395.25 SQFT	36.72 SQM
BALCONY/TERRACE AREA	136.81 SQFT	12.71 SQM

KEY PLAN



GROUND FLOOR



FIRST FLOOR

FLOOR PLAN 1. All dimensions are in imperial and metric, and measured from finish to finish excluding construction tolerances. 2. All materials, dimensions, and drawings are approximate only. 3. Information is subject to change without notice, at developer's absolute discretion. 4. Actual area may vary from the stated area. 5. Drawings not to scale. 6. All images used are for illustrative purposes only and do not represent the actual size, features, specifications, fittings, and furnishings. 7. The developer reserves the right to make revisions / alterations, at it's absolute discretion, without any liability whatsoever.

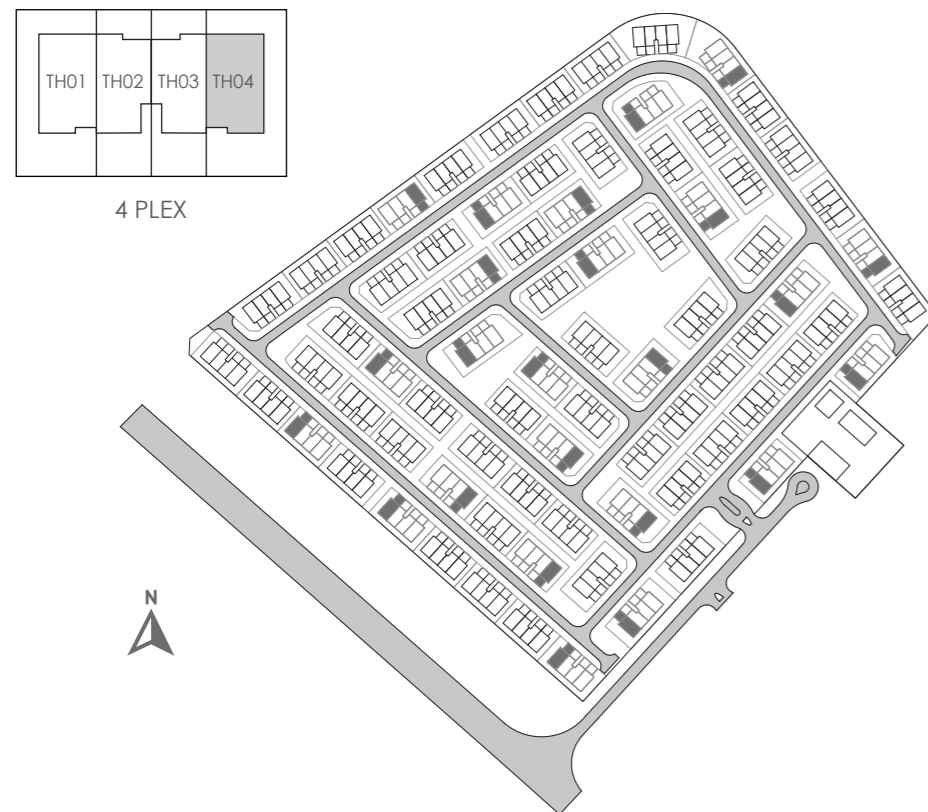
velora 2

THE VALLEY

SERENE 4 BEDROOM

UNIT	TOTAL AREA	
4 PLEX - TH04	2731.55 SQFT	253.77 SQM
SUITE AREA	2218.66 SQFT	206.12 SQM
GARAGE AREA	395.57 SQFT	36.75 SQM
BALCONY/TERRACE AREA	117.33 SQFT	10.90 SQM

KEY PLAN



GROUND FLOOR



FIRST FLOOR

FLOOR PLAN 1. All dimensions are in imperial and metric, and measured from finish to finish excluding construction tolerances. 2. All materials, dimensions, and drawings are approximate only. 3. Information is subject to change without notice, at developer's absolute discretion. 4. Actual area may vary from the stated area. 5. Drawings not to scale. 6. All images used are for illustrative purposes only and do not represent the actual size, features, specifications, fittings, and furnishings. 7. The developer reserves the right to make revisions / alterations, at it's absolute discretion, without any liability whatsoever.

NASH

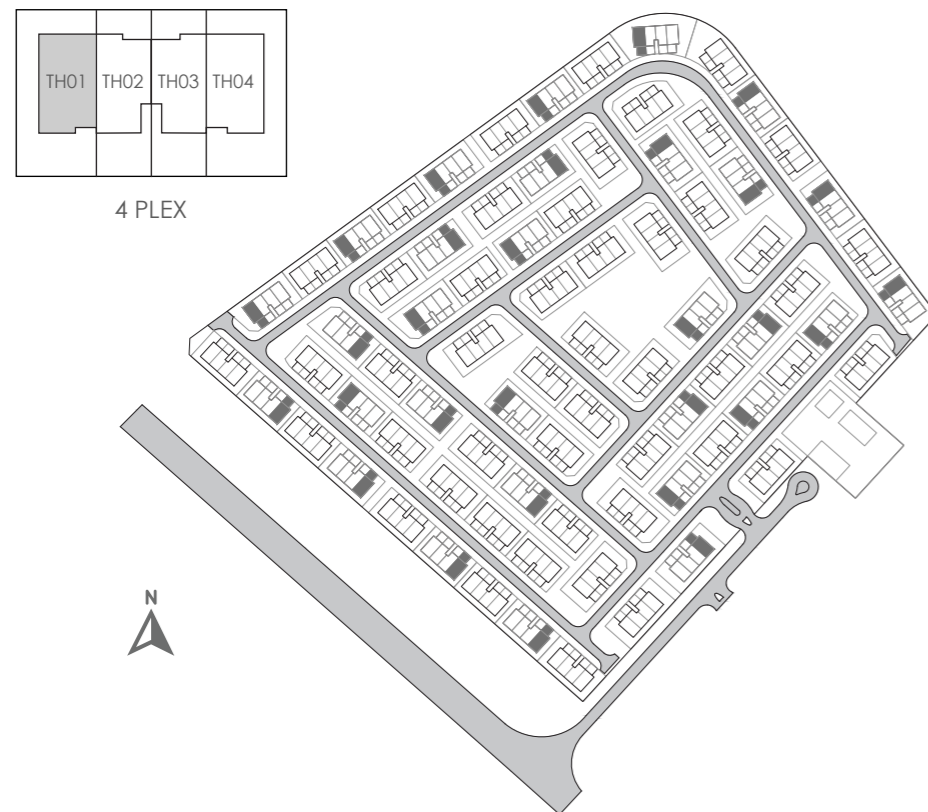
velora 2

THE VALLEY

NASH 4 BEDROOM

UNIT	TOTAL AREA	
4 PLEX - TH01	2695.28 SQFT	250.40 SQM
SUITE AREA	2218.66 SQFT	206.12 SQM
GARAGE AREA	361.67 SQFT	33.60 SQM
BALCONY/TERRACE AREA	114.96 SQFT	10.68 SQM

KEY PLAN



GROUND FLOOR



FIRST FLOOR

FLOOR PLAN 1. All dimensions are in imperial and metric, and measured from finish to finish excluding construction tolerances. 2. All materials, dimensions, and drawings are approximate only. 3. Information is subject to change without notice, at developer's absolute discretion. 4. Actual area may vary from the stated area. 5. Drawings not to scale. 6. All images used are for illustrative purposes only and do not represent the actual size, features, specifications, fittings, and furnishings. 7. The developer reserves the right to make revisions / alterations, at it's absolute discretion, without any liability whatsoever.

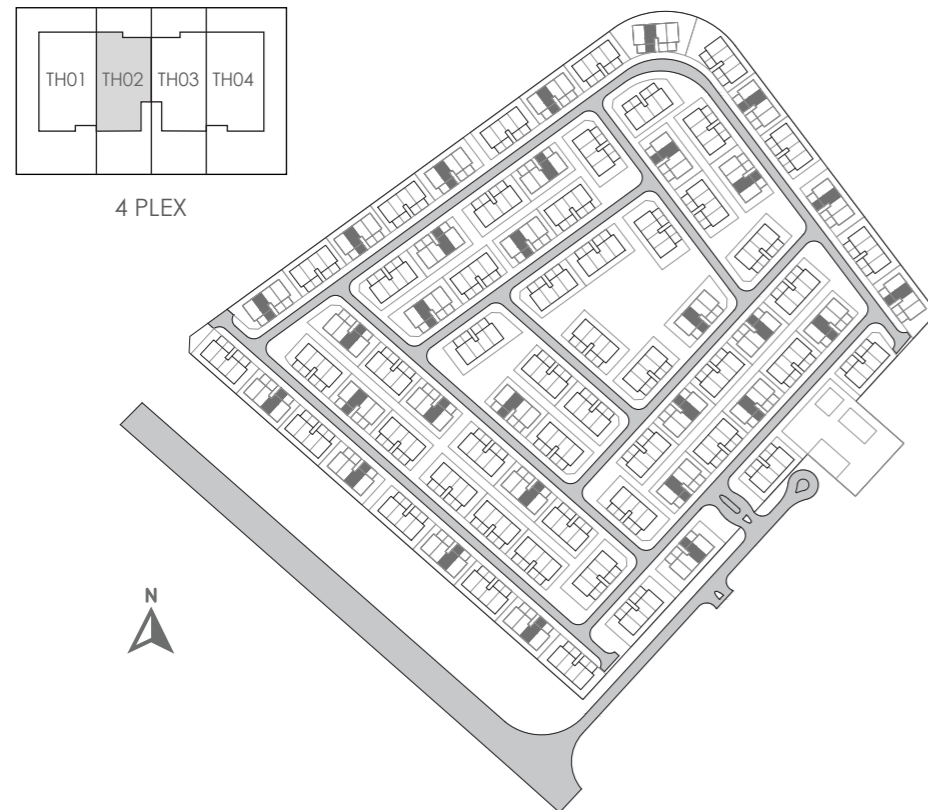
velora 2

THE VALLEY

NASH 3 BEDROOM

UNIT	TOTAL AREA	
4 PLEX - TH02	2460.41 SQFT	228.58 SQM
<hr/>		
SUITE AREA	1982.28 SQFT	184.16 SQM
GARAGE AREA	361.77 SQFT	33.61 SQM
BALCONY/TERRACE AREA	116.36 SQFT	10.81 SQM

KEY PLAN



GROUND FLOOR



FIRST FLOOR

FLOOR PLAN 1. All dimensions are in imperial and metric, and measured from finish to finish excluding construction tolerances. 2. All materials, dimensions, and drawings are approximate only. 3. Information is subject to change without notice, at developer's absolute discretion. 4. Actual area may vary from the stated area. 5. Drawings not to scale. 6. All images used are for illustrative purposes only and do not represent the actual size, features, specifications, fittings, and furnishings. 7. The developer reserves the right to make revisions / alterations, at it's absolute discretion, without any liability whatsoever.

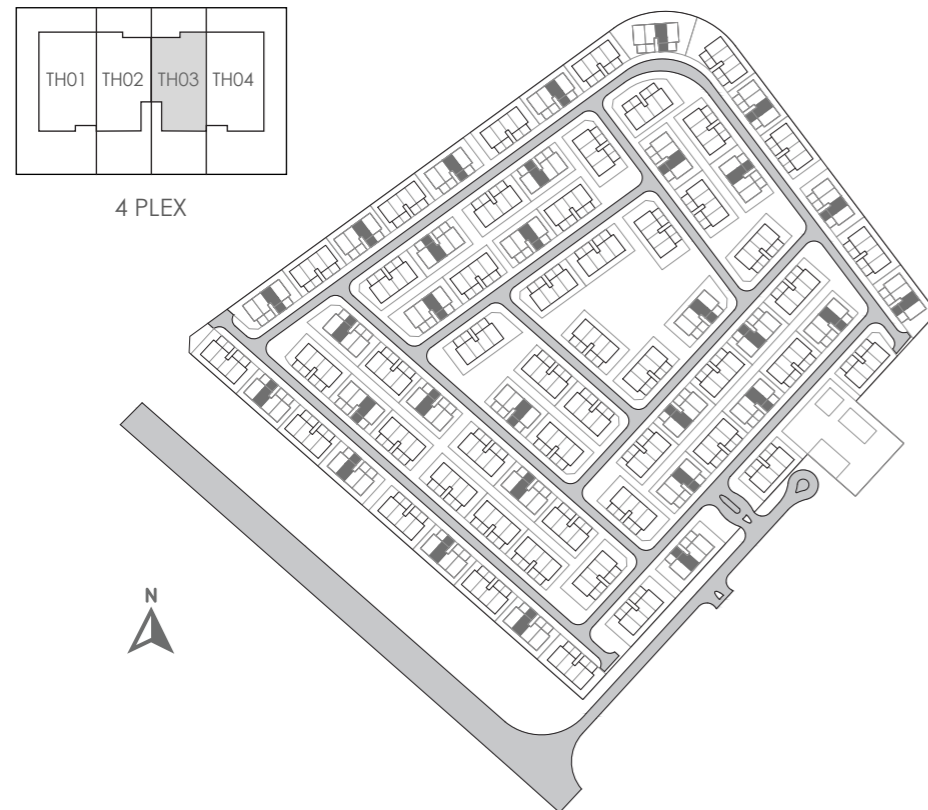
velora 2

THE VALLEY

NASH 3 BEDROOM

UNIT	TOTAL AREA	
4 PLEX - TH03	2456.86 SQFT	228.25 SQM
SUITE AREA	1981.85 SQFT	184.12 SQM
GARAGE AREA	361.77 SQFT	33.61 SQM
BALCONY/TERRACE AREA	113.24 SQFT	10.52 SQM

KEY PLAN



GROUND FLOOR



FIRST FLOOR

FLOOR PLAN 1. All dimensions are in imperial and metric, and measured from finish to finish excluding construction tolerances. 2. All materials, dimensions, and drawings are approximate only. 3. Information is subject to change without notice, at developer's absolute discretion. 4. Actual area may vary from the stated area. 5. Drawings not to scale. 6. All images used are for illustrative purposes only and do not represent the actual size, features, specifications, fittings, and furnishings. 7. The developer reserves the right to make revisions / alterations, at it's absolute discretion, without any liability whatsoever.

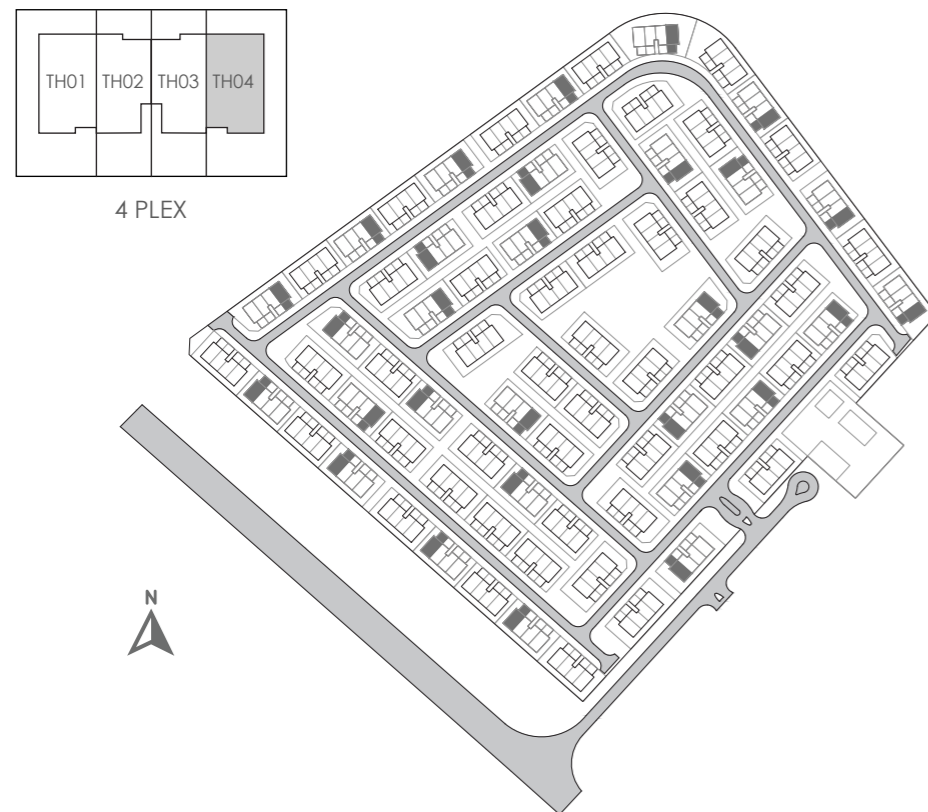
velora 2

THE VALLEY

NASH 4 BEDROOM

UNIT	TOTAL AREA	
4 PLEX - TH04	2697.86 SQFT	250.64 SQM
<hr/>		
SUITE AREA	2221.45 SQFT	206.38 SQM
GARAGE AREA	361.67 SQFT	33.60 SQM
BALCONY/TERRACE AREA	114.74 SQFT	10.66 SQM

KEY PLAN



GROUND FLOOR



FIRST FLOOR

FLOOR PLAN 1. All dimensions are in imperial and metric, and measured from finish to finish excluding construction tolerances. 2. All materials, dimensions, and drawings are approximate only. 3. Information is subject to change without notice, at developer's absolute discretion. 4. Actual area may vary from the stated area. 5. Drawings not to scale. 6. All images used are for illustrative purposes only and do not represent the actual size, features, specifications, fittings, and furnishings. 7. The developer reserves the right to make revisions / alterations, at it's absolute discretion, without any liability whatsoever.