

ADDRESS  
RESIDENCES  
ZABEEL

DIFC Views

Floor Plans – Tower 4





ADDRESS  
RESIDENCES  
ZABEEL

DIFC Views


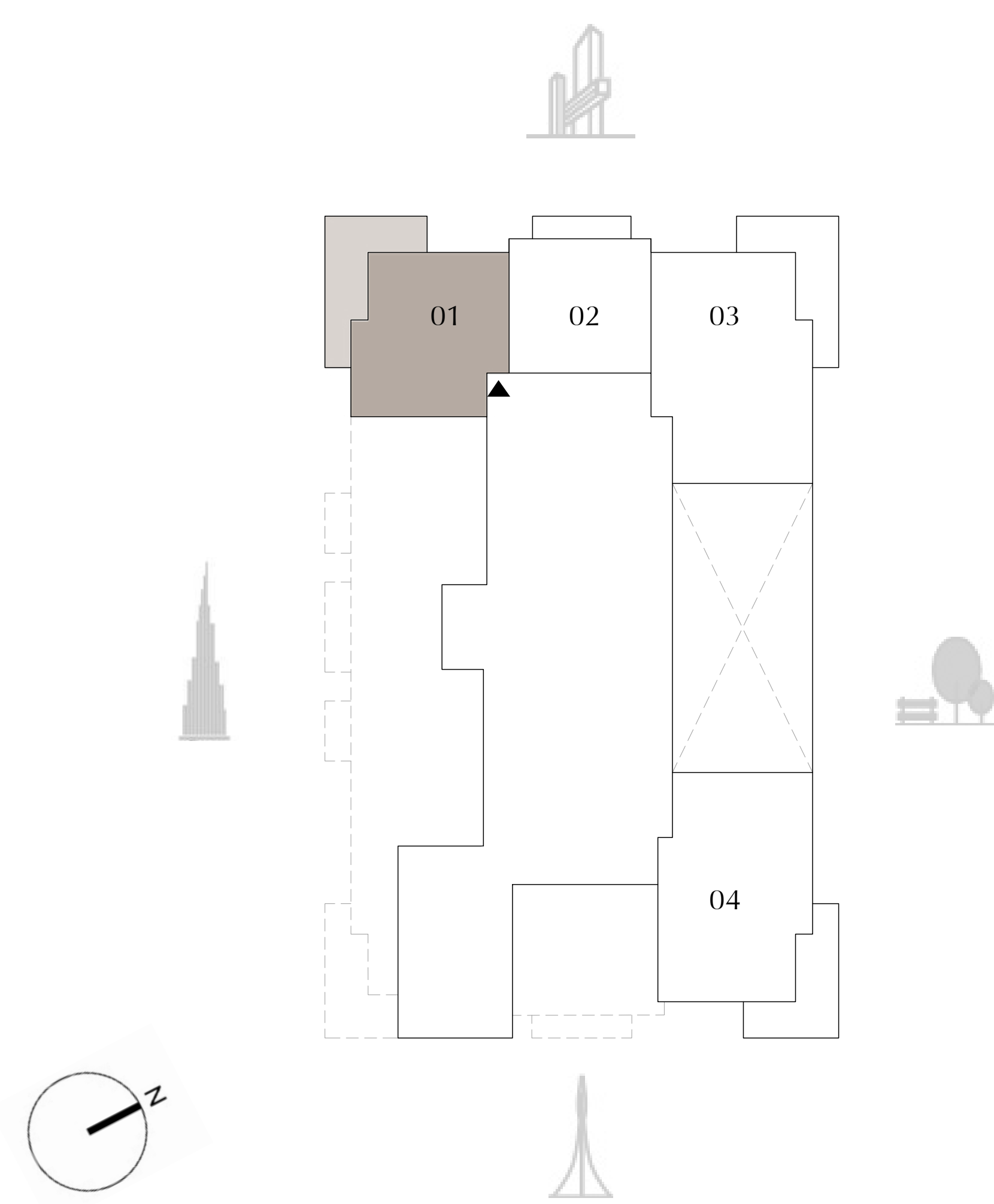
TOWER 4  
1 BEDROOM

PODIUM LEVEL 1 UNIT 01

SUITE AREA	774.14 SQ.FT.	71.92 SQ.M.
BALCONY AREA	320.33 SQ.FT.	29.76 SQ.M.
TOTAL AREA	1,094.47 SQ.FT.	101.68 SQ.M.

KEY PLAN

KEY SECTION



FLOOR PLAN 1. All dimensions are in imperial and metric, and measured from finish to finish excluding construction tolerances. 2. All materials, dimensions, and drawings are approximate only. 3. Information is subject to change without notice, at developer's absolute discretion. 4. Actual area may vary from the stated area. 5. Drawings not to scale. 6. All images used are for illustrative purposes only and do not represent the actual size, features, specifications, fittings, and furnishings. 7. The developer reserves the right to make revisions / alterations, at it's absolute discretion, without any liability whatsoever.





ADDRESS  
RESIDENCES  
ZABELL

DIFC Views

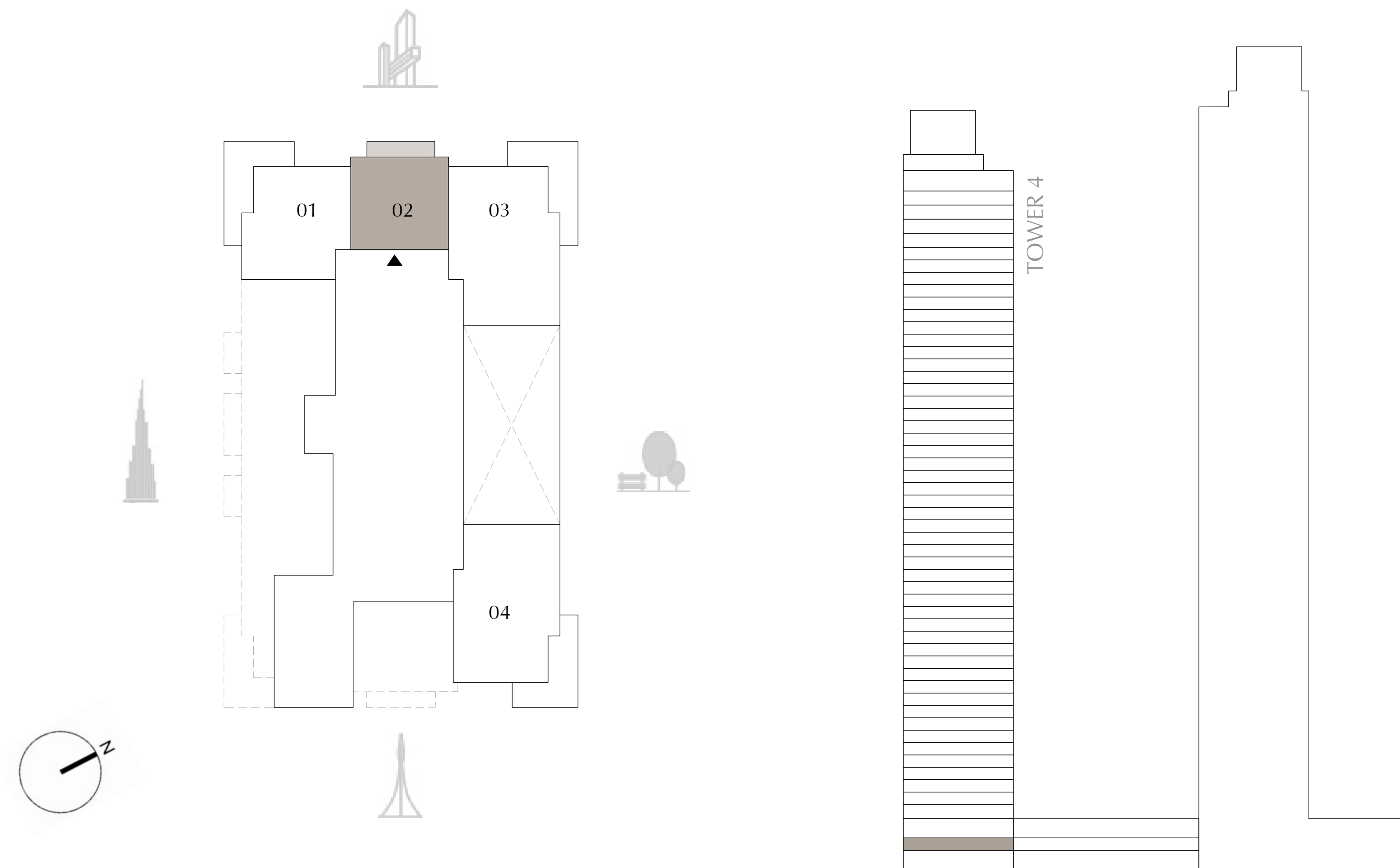
TOWER 4  
1 BEDROOM

PODIUM LEVEL 1 UNIT 02

SUITE AREA	669.41 SQ.FT.	62.19 SQ.M.
BALCONY AREA	94.40 SQ.FT.	8.77 SQ.M.
TOTAL AREA	763.81 SQ.FT.	70.96 SQ.M.

KEY PLAN

KEY SECTION



FLOOR PLAN 1. All dimensions are in imperial and metric, and measured from finish to finish excluding construction tolerances. 2. All materials, dimensions, and drawings are approximate only. 3. Information is subject to change without notice, at developer's absolute discretion. 4. Actual area may vary from the stated area. 5. Drawings not to scale. 6. All images used are for illustrative purposes only and do not represent the actual size, features, specifications, fittings, and furnishings. 7. The developer reserves the right to make revisions / alterations, at it's absolute discretion, without any liability whatsoever.





ADDRESS  
RESIDENCES  
ZABEEL

DIFC Views


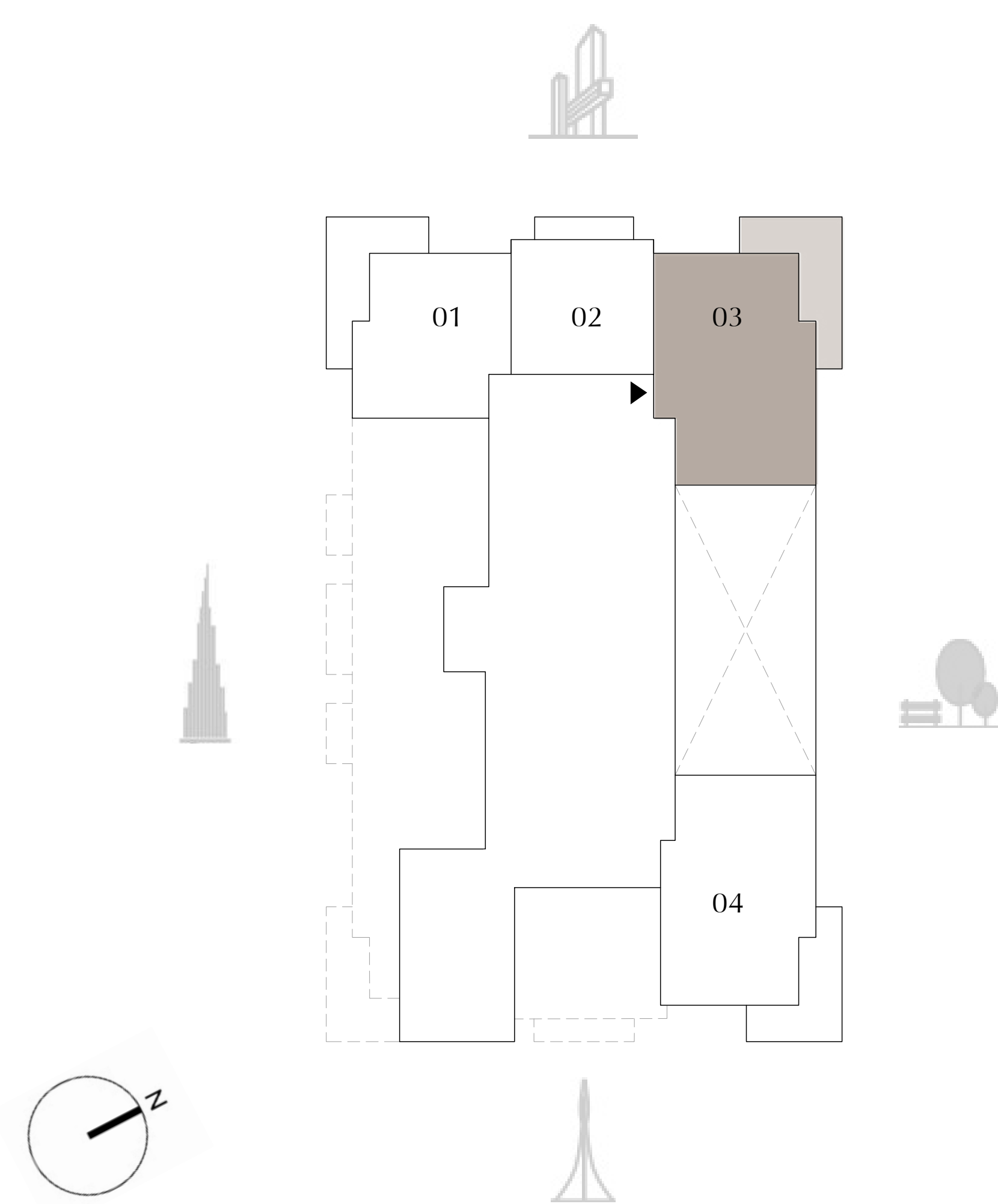
TOWER 4  
2 BEDROOM

PODIUM LEVEL 1 UNIT 03

SUITE AREA	1,140.76 SQ.FT.	105.98 SQ.M.
BALCONY AREA	320.33 SQ.FT.	29.76 SQ.M.
TOTAL AREA	1,461.09 SQ.FT.	135.74 SQ.M.

KEY PLAN

KEY SECTION



FLOOR PLAN 1. All dimensions are in imperial and metric, and measured from finish to finish excluding construction tolerances. 2. All materials, dimensions, and drawings are approximate only. 3. Information is subject to change without notice, at developer's absolute discretion. 4. Actual area may vary from the stated area. 5. Drawings not to scale. 6. All images used are for illustrative purposes only and do not represent the actual size, features, specifications, fittings, and furnishings. 7. The developer reserves the right to make revisions / alterations, at it's absolute discretion, without any liability whatsoever.





ADDRESS  
RESIDENCES  
ZABEEL

DIFC Views


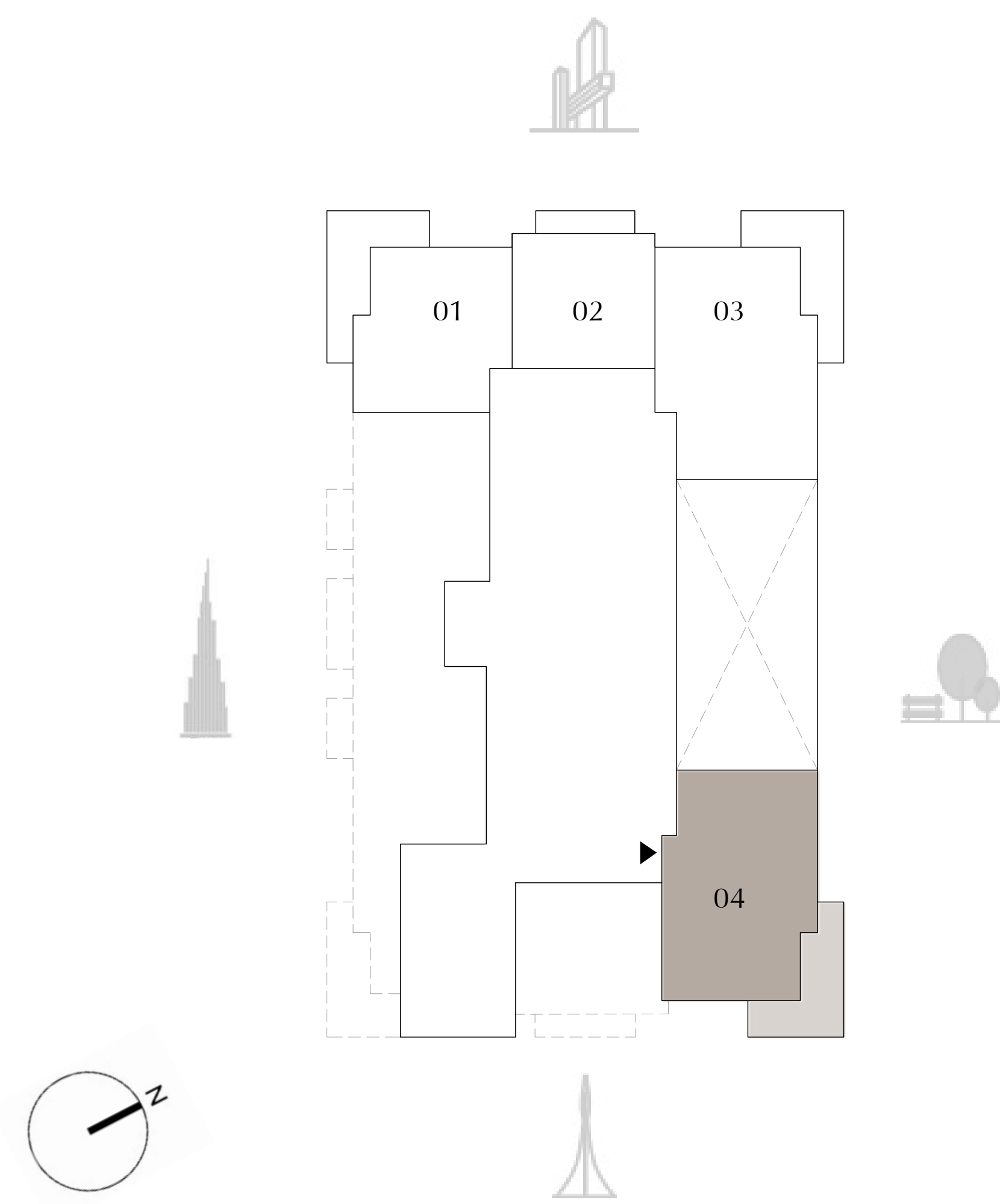
TOWER 4  
2 BEDROOM

PODIUM LEVEL 1 UNIT 04

SUITE AREA	1,140.87 SQ.FT.	105.99 SQ.M.
BALCONY AREA	297.41 SQ.FT.	27.63 SQ.M.
TOTAL AREA	1,438.28 SQ.FT.	133.62 SQ.M.

KEY PLAN

KEY SECTION



FLOOR PLAN 1. All dimensions are in imperial and metric, and measured from finish to finish excluding construction tolerances. 2. All materials, dimensions, and drawings are approximate only. 3. Information is subject to change without notice, at developer's absolute discretion. 4. Actual area may vary from the stated area. 5. Drawings not to scale. 6. All images used are for illustrative purposes only and do not represent the actual size, features, specifications, fittings, and furnishings. 7. The developer reserves the right to make revisions / alterations, at it's absolute discretion, without any liability whatsoever.





**ADDRESS  
RESIDENCES  
ZABEEL**

DIFC Views


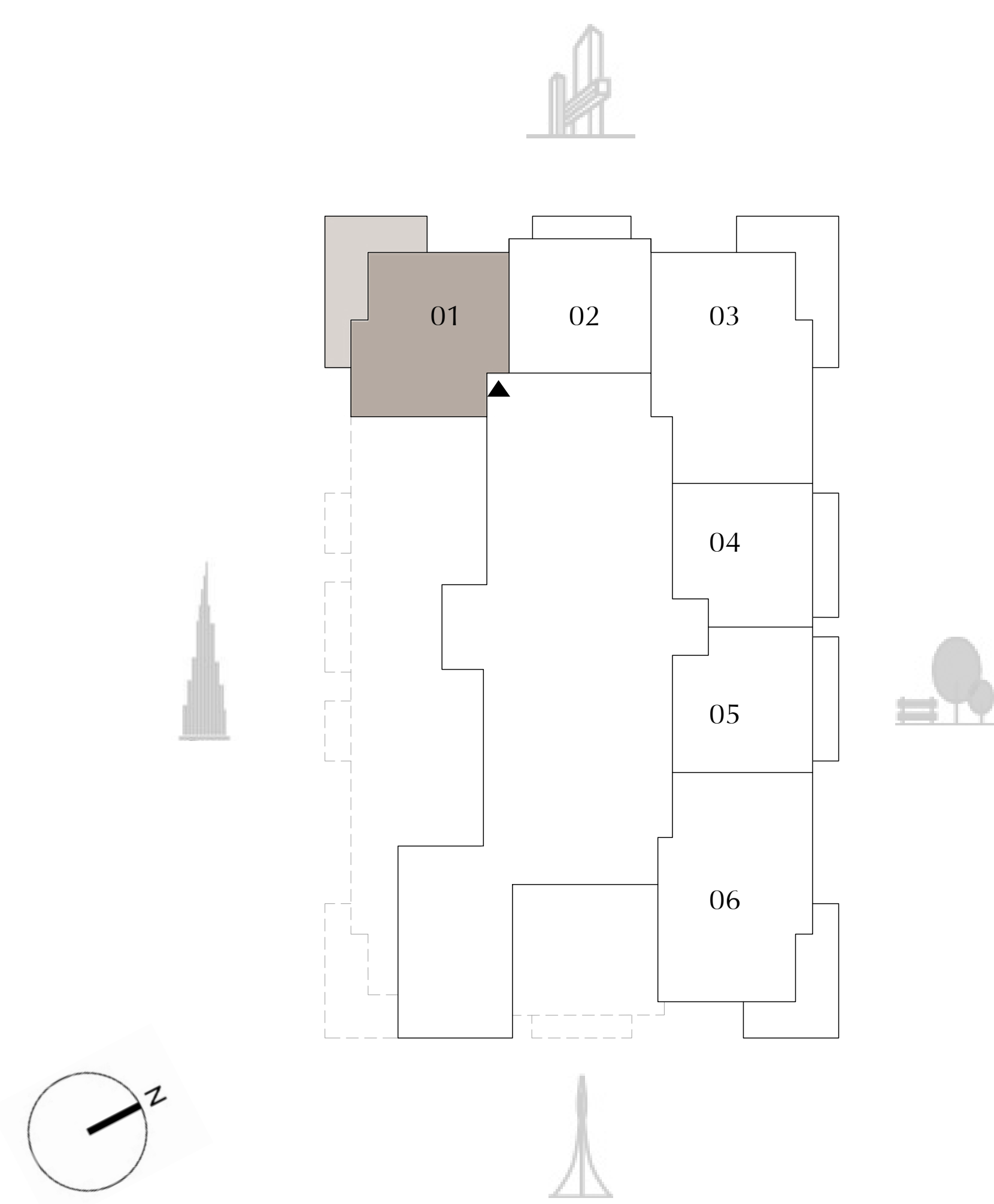
**TOWER 4  
1 BEDROOM**

PODIUM LEVEL 2 UNIT 01

SUITE AREA	774.14 SQ.FT.	71.92 SQ.M.
BALCONY AREA	320.33 SQ.FT.	29.76 SQ.M.
<b>TOTAL AREA</b>	<b>1,094.47 SQ.FT.</b>	<b>101.68 SQ.M.</b>

KEY PLAN

KEY SECTION



FLOOR PLAN 1. All dimensions are in imperial and metric, and measured from finish to finish excluding construction tolerances. 2. All materials, dimensions, and drawings are approximate only. 3. Information is subject to change without notice, at developer's absolute discretion. 4. Actual area may vary from the stated area. 5. Drawings not to scale. 6. All images used are for illustrative purposes only and do not represent the actual size, features, specifications, fittings, and furnishings. 7. The developer reserves the right to make revisions / alterations, at it's absolute discretion, without any liability whatsoever.





ADDRESS  
RESIDENCES  
ZABEEL

DIFC Views

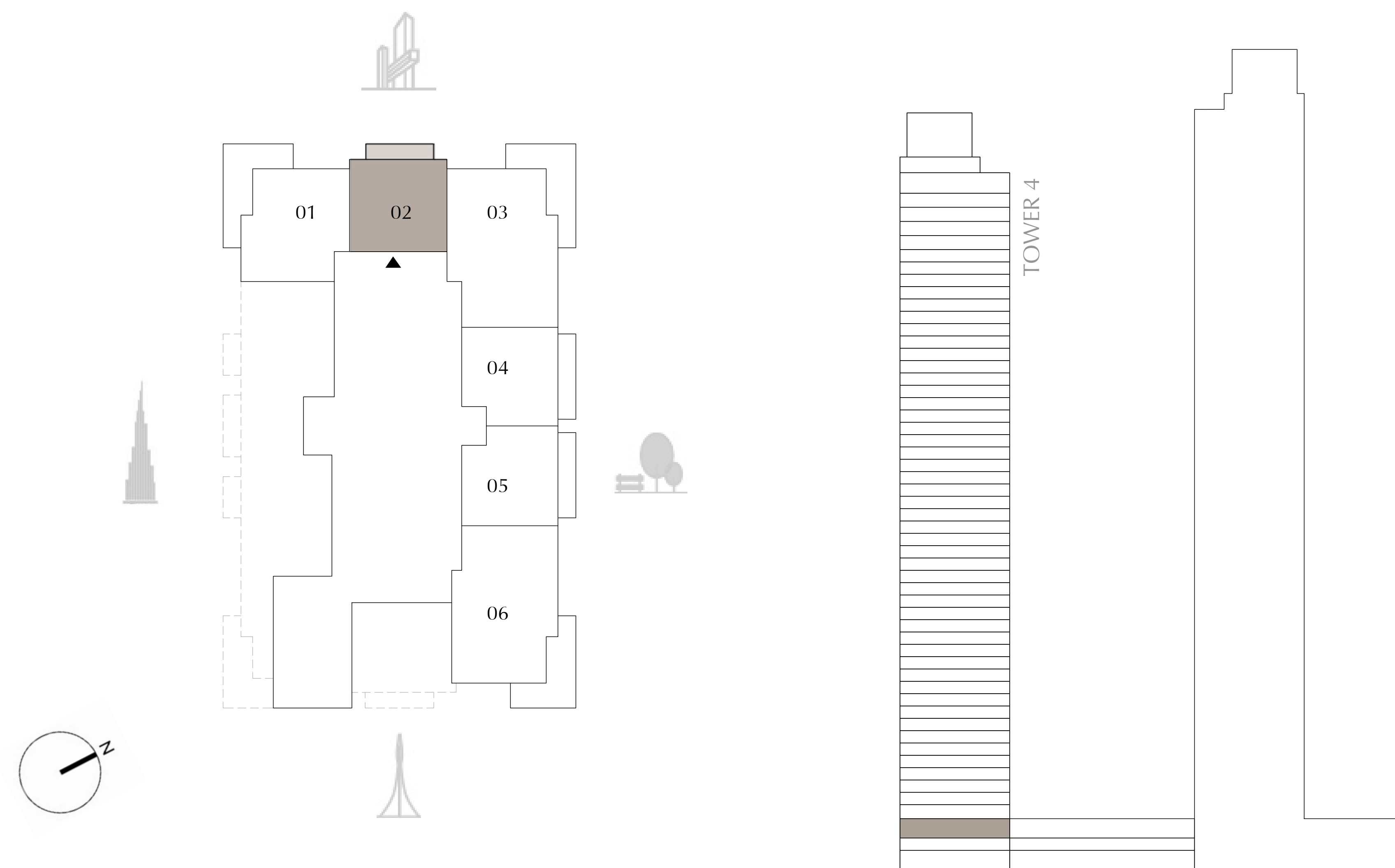
TOWER 4  
1 BEDROOM

PODIUM LEVEL 2 UNIT 02

SUITE AREA	669.41 SQ.FT.	62.19 SQ.M.
BALCONY AREA	94.40 SQ.FT.	8.77 SQ.M.
TOTAL AREA	763.81 SQ.FT.	70.96 SQ.M.

KEY PLAN

KEY SECTION



FLOOR PLAN 1. All dimensions are in imperial and metric, and measured from finish to finish excluding construction tolerances. 2. All materials, dimensions, and drawings are approximate only. 3. Information is subject to change without notice, at developer's absolute discretion. 4. Actual area may vary from the stated area. 5. Drawings not to scale. 6. All images used are for illustrative purposes only and do not represent the actual size, features, specifications, fittings, and furnishings. 7. The developer reserves the right to make revisions / alterations, at it's absolute discretion, without any liability whatsoever.





ADDRESS  
RESIDENCES  
ZABEEL

DIFC Views


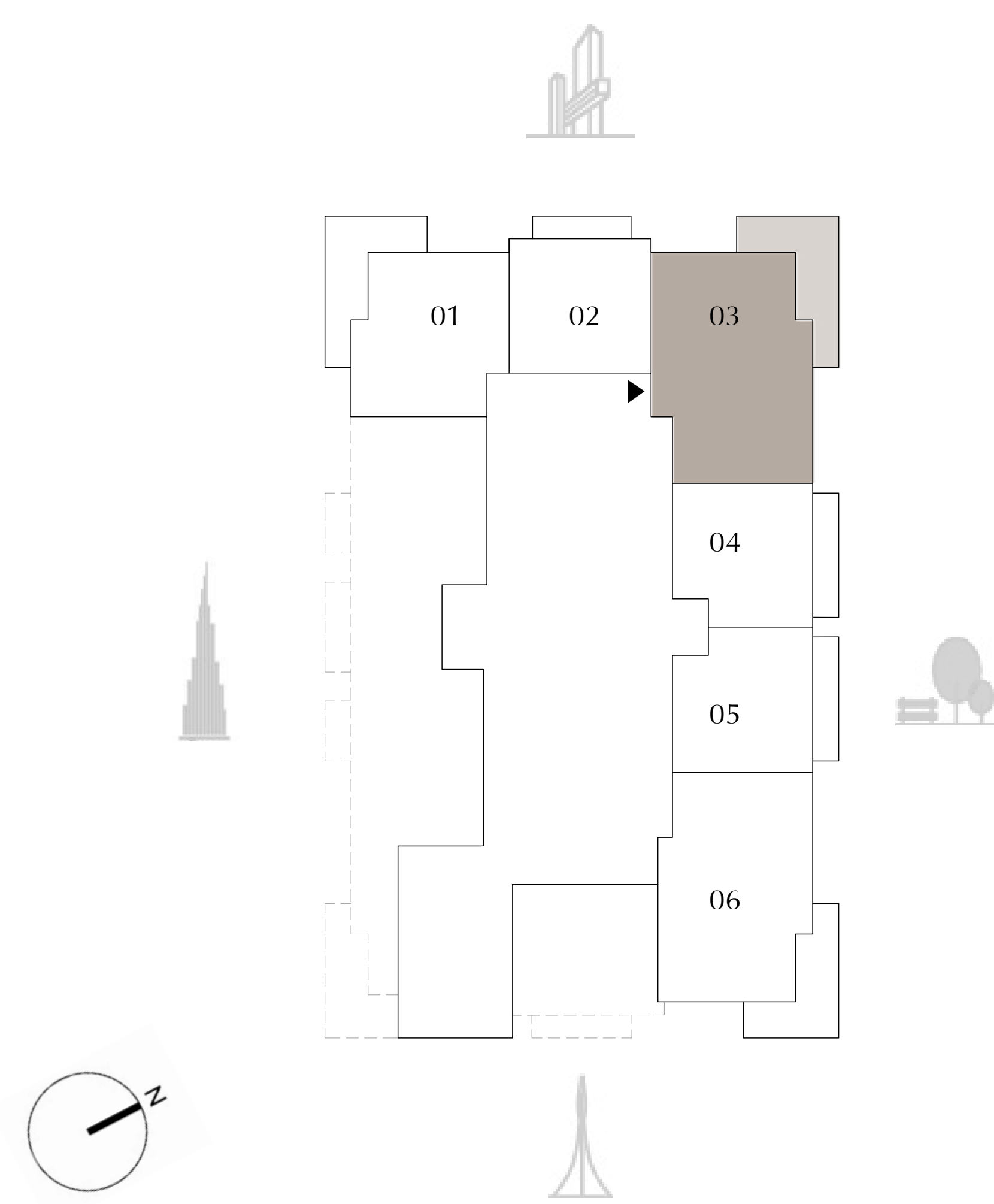
TOWER 4  
2 BEDROOM

PODIUM LEVEL 2 UNIT 03

SUITE AREA	1,140.76 SQ.FT.	105.98 SQ.M.
BALCONY AREA	320.33 SQ.FT.	29.76 SQ.M.
TOTAL AREA	1,461.09 SQ.FT.	135.74 SQ.M.

KEY PLAN

KEY SECTION



FLOOR PLAN 1. All dimensions are in imperial and metric, and measured from finish to finish excluding construction tolerances. 2. All materials, dimensions, and drawings are approximate only. 3. Information is subject to change without notice, at developer's absolute discretion. 4. Actual area may vary from the stated area. 5. Drawings not to scale. 6. All images used are for illustrative purposes only and do not represent the actual size, features, specifications, fittings, and furnishings. 7. The developer reserves the right to make revisions / alterations, at it's absolute discretion, without any liability whatsoever.





ADDRESS  
RESIDENCES  
ZABEEL

DIFC Views


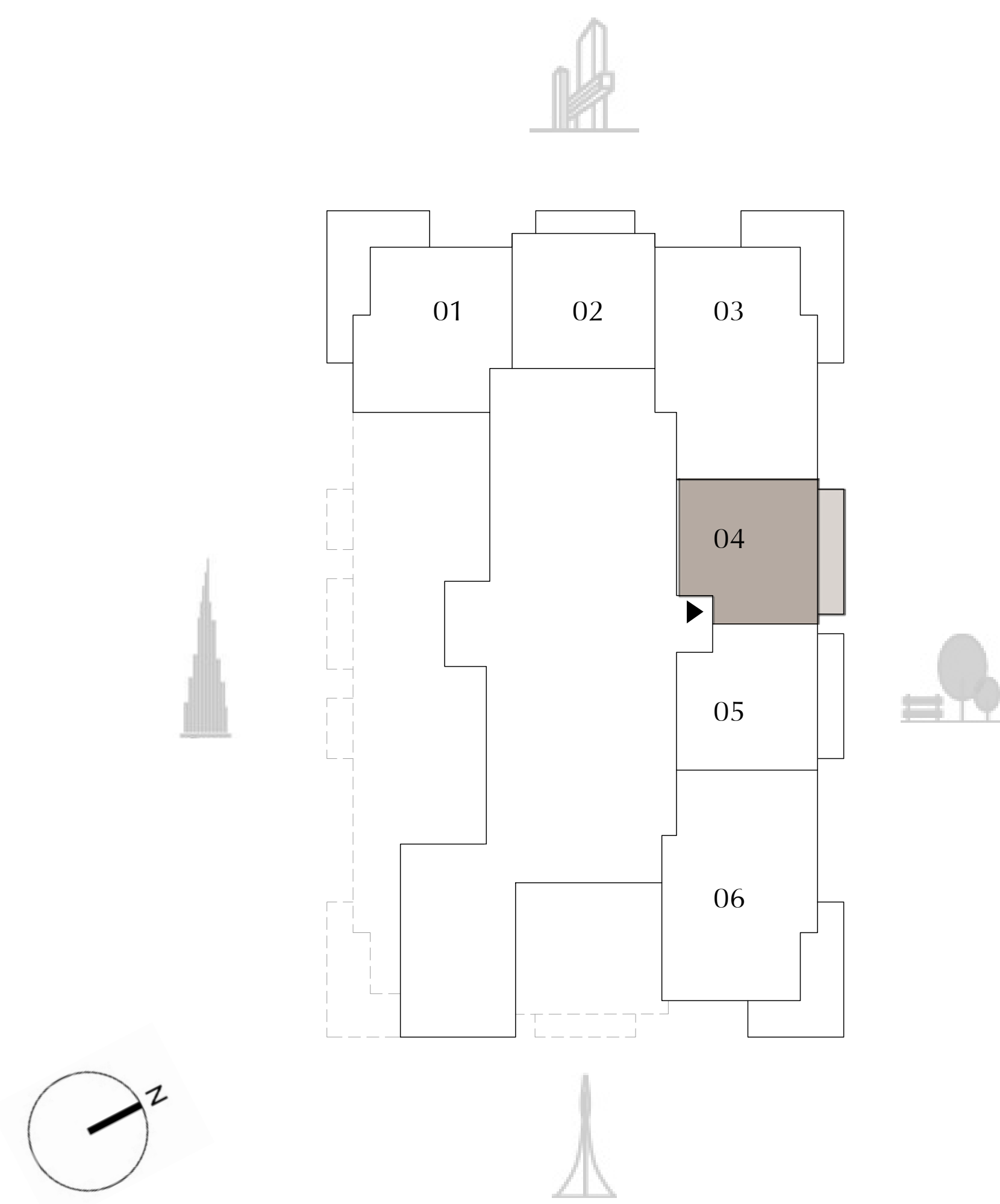
TOWER 4  
1 BEDROOM

PODIUM LEVEL 2 UNIT 04

SUITE AREA	645.73 SQ.FT.	59.99 SQ.M.
BALCONY AREA	118.94 SQ.FT.	11.05 SQ.M.
TOTAL AREA	764.67 SQ.FT.	71.04 SQ.M.

KEY PLAN

KEY SECTION



FLOOR PLAN 1. All dimensions are in imperial and metric, and measured from finish to finish excluding construction tolerances. 2. All materials, dimensions, and drawings are approximate only. 3. Information is subject to change without notice, at developer's absolute discretion. 4. Actual area may vary from the stated area. 5. Drawings not to scale. 6. All images used are for illustrative purposes only and do not represent the actual size, features, specifications, fittings, and furnishings. 7. The developer reserves the right to make revisions / alterations, at it's absolute discretion, without any liability whatsoever.





ADDRESS  
RESIDENCES  
ZABEEL

DIFC Views


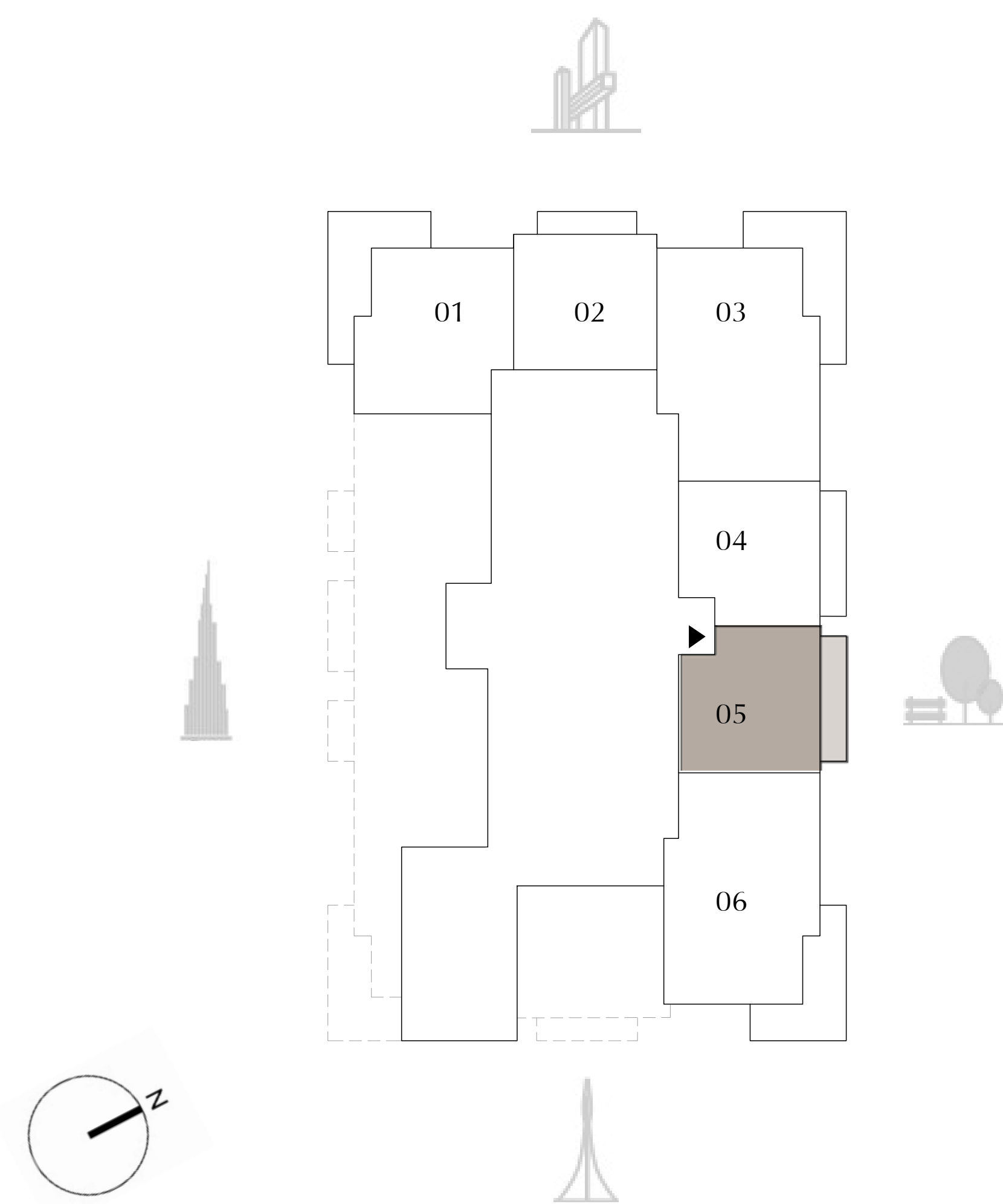
TOWER 4  
1 BEDROOM

PODIUM LEVEL 2 UNIT 05

SUITE AREA	645.83 SQ.FT.	60.00 SQ.M.
BALCONY AREA	118.94 SQ.FT.	11.05 SQ.M.
TOTAL AREA	764.77 SQ.FT.	71.05 SQ.M.

KEY PLAN

KEY SECTION



FLOOR PLAN 1. All dimensions are in imperial and metric, and measured from finish to finish excluding construction tolerances. 2. All materials, dimensions, and drawings are approximate only. 3. Information is subject to change without notice, at developer's absolute discretion. 4. Actual area may vary from the stated area. 5. Drawings not to scale. 6. All images used are for illustrative purposes only and do not represent the actual size, features, specifications, fittings, and furnishings. 7. The developer reserves the right to make revisions / alterations, at it's absolute discretion, without any liability whatsoever.





ADDRESS  
RESIDENCES  
ZABEEL

DIFC Views


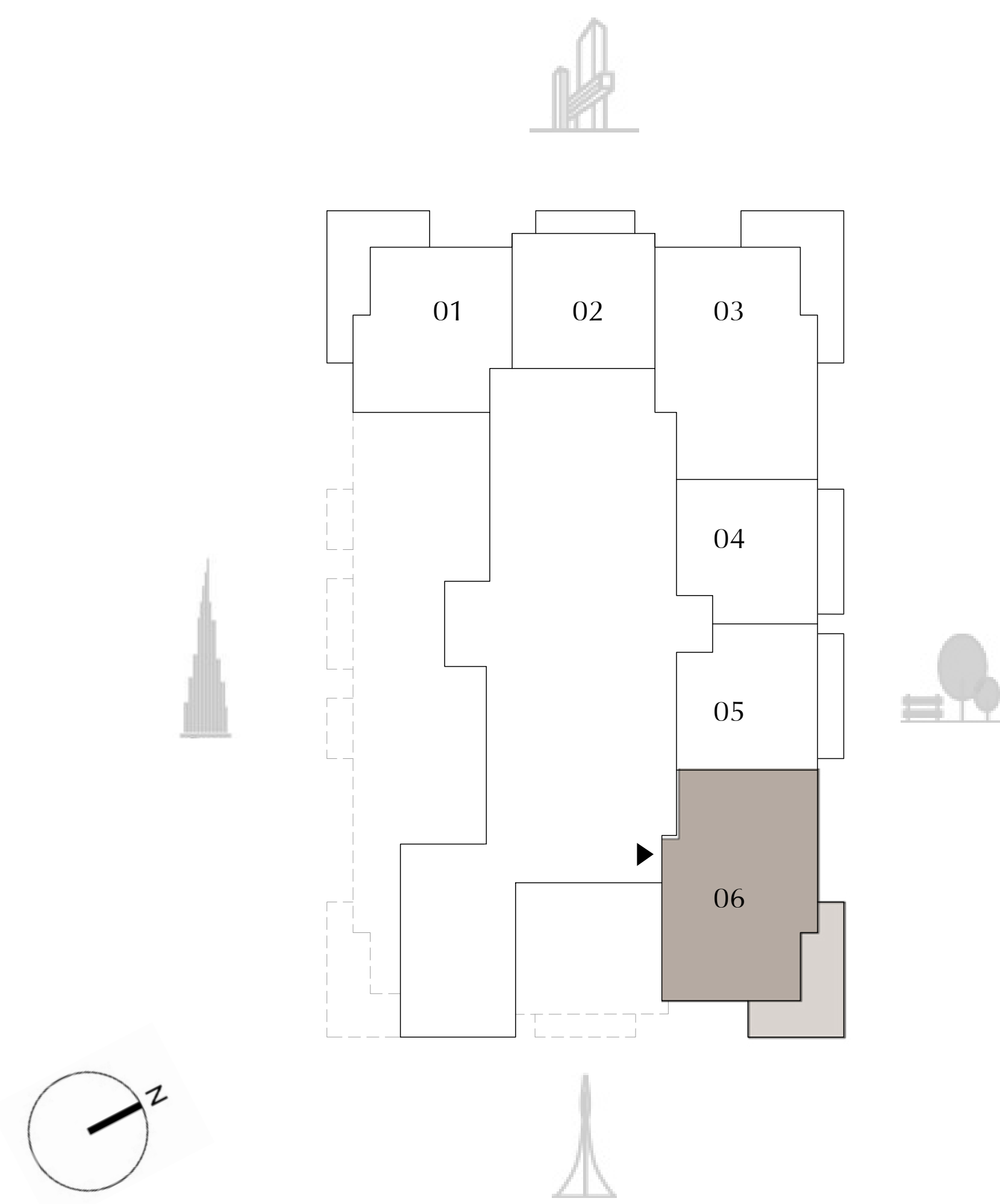
TOWER 4  
2 BEDROOM

PODIUM LEVEL 2 UNIT 06

SUITE AREA	1,140.87 SQ.FT.	105.99 SQ.M.
BALCONY AREA	303.76 SQ.FT.	28.22 SQ.M.
TOTAL AREA	1,444.63 SQ.FT.	134.21 SQ.M.

KEY PLAN

KEY SECTION



FLOOR PLAN 1. All dimensions are in imperial and metric, and measured from finish to finish excluding construction tolerances. 2. All materials, dimensions, and drawings are approximate only. 3. Information is subject to change without notice, at developer's absolute discretion. 4. Actual area may vary from the stated area. 5. Drawings not to scale. 6. All images used are for illustrative purposes only and do not represent the actual size, features, specifications, fittings, and furnishings. 7. The developer reserves the right to make revisions / alterations, at it's absolute discretion, without any liability whatsoever.



**ADDRESS  
RESIDENCES  
ZABEEL**

DIFC Views

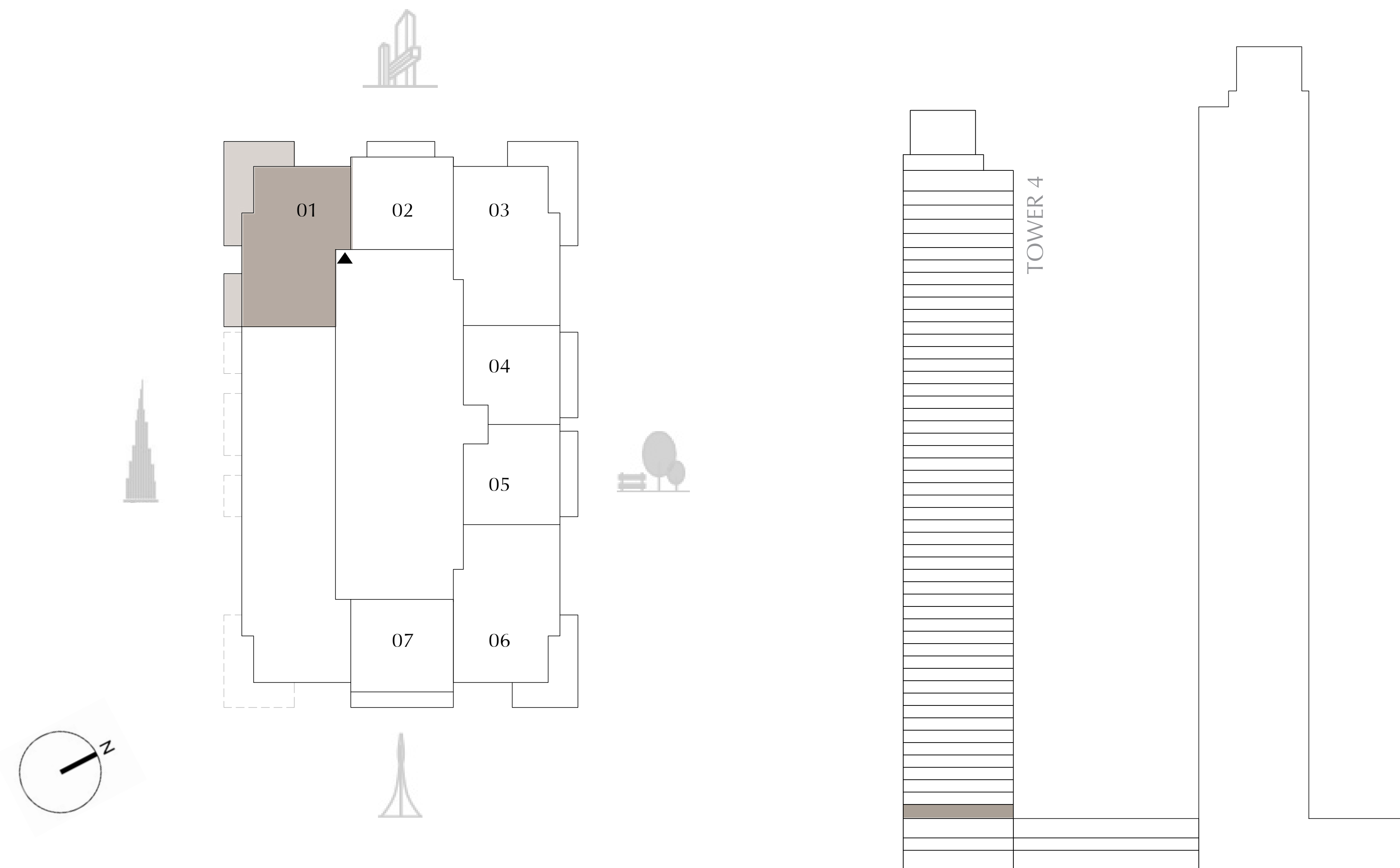
**TOWER 4  
2 BEDROOM**

PODIUM LEVEL 3      UNIT 01

SUITE AREA	1,119.98 SQ.FT.	104.05 SQ.M.
BALCONY AREA	394.60 SQ.FT.	36.66 SQ.M.
TOTAL AREA	1,514.58 SQ.FT.	140.71 SQ.M.

KEY PLAN

KEY SECTION



FLOOR PLAN 1. All dimensions are in imperial and metric, and measured from finish to finish excluding construction tolerances. 2. All materials, dimensions, and drawings are approximate only. 3. Information is subject to change without notice, at developer's absolute discretion. 4. Actual area may vary from the stated area. 5. Drawings not to scale. 6. All images used are for illustrative purposes only and do not represent the actual size, features, specifications, fittings, and furnishings. 7. The developer reserves the right to make revisions / alterations, at it's absolute discretion, without any liability whatsoever.





ADDRESS  
RESIDENCES  
ZABEEL

DIFC Views

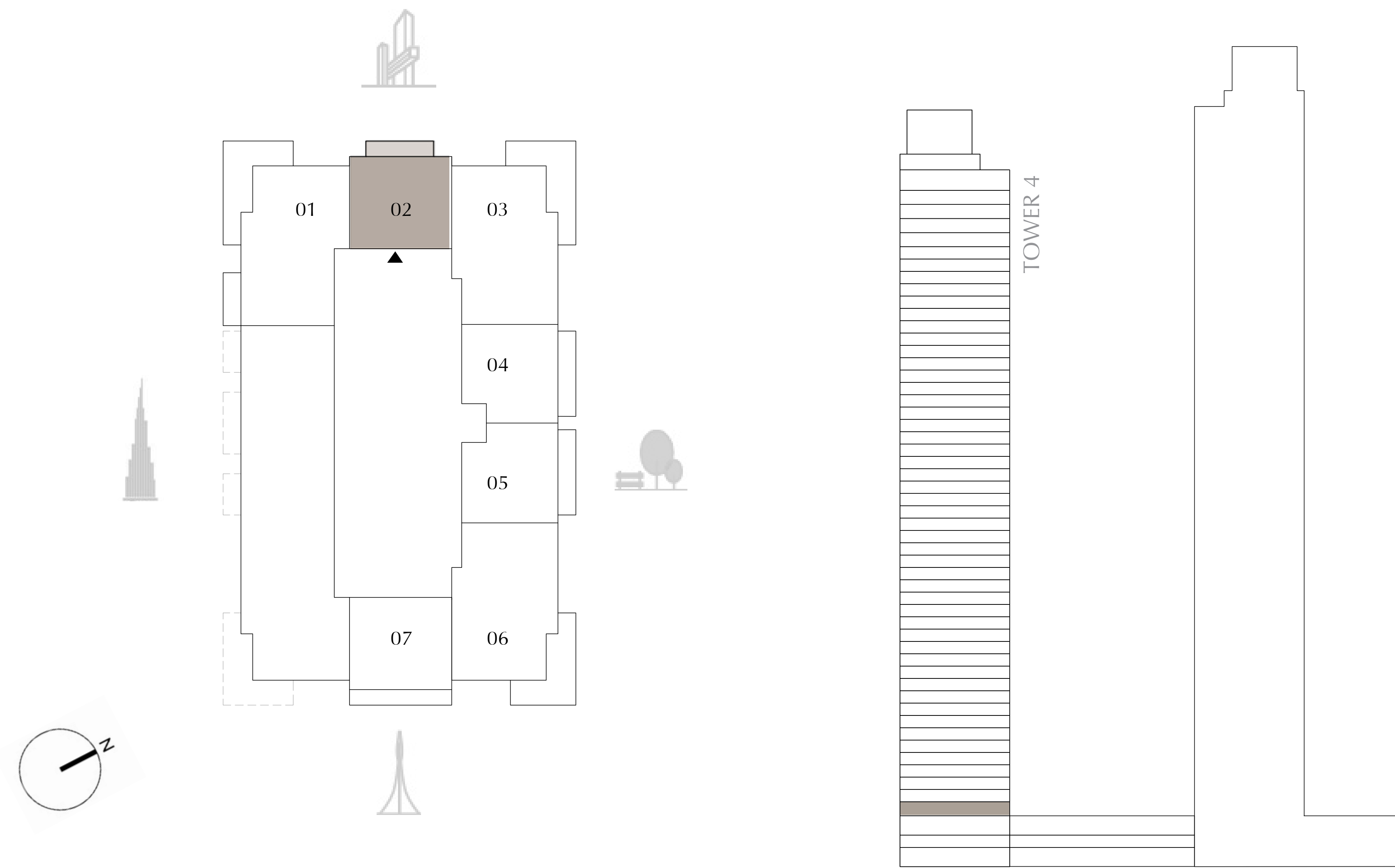
TOWER 4  
1 BEDROOM

PODIUM LEVEL 3      UNIT 02

SUITE AREA	669.41 SQ.FT.	62.19 SQ.M.
BALCONY AREA	94.40 SQ.FT.	8.77 SQ.M.
TOTAL AREA	763.81 SQ.FT.	70.96 SQ.M.

KEY PLAN

KEY SECTION



FLOOR PLAN 1. All dimensions are in imperial and metric, and measured from finish to finish excluding construction tolerances. 2. All materials, dimensions, and drawings are approximate only. 3. Information is subject to change without notice, at developer's absolute discretion. 4. Actual area may vary from the stated area. 5. Drawings not to scale. 6. All images used are for illustrative purposes only and do not represent the actual size, features, specifications, fittings, and furnishings. 7. The developer reserves the right to make revisions / alterations, at it's absolute discretion, without any liability whatsoever.





ADDRESS  
RESIDENCES  
ZABEEL

DIFC Views


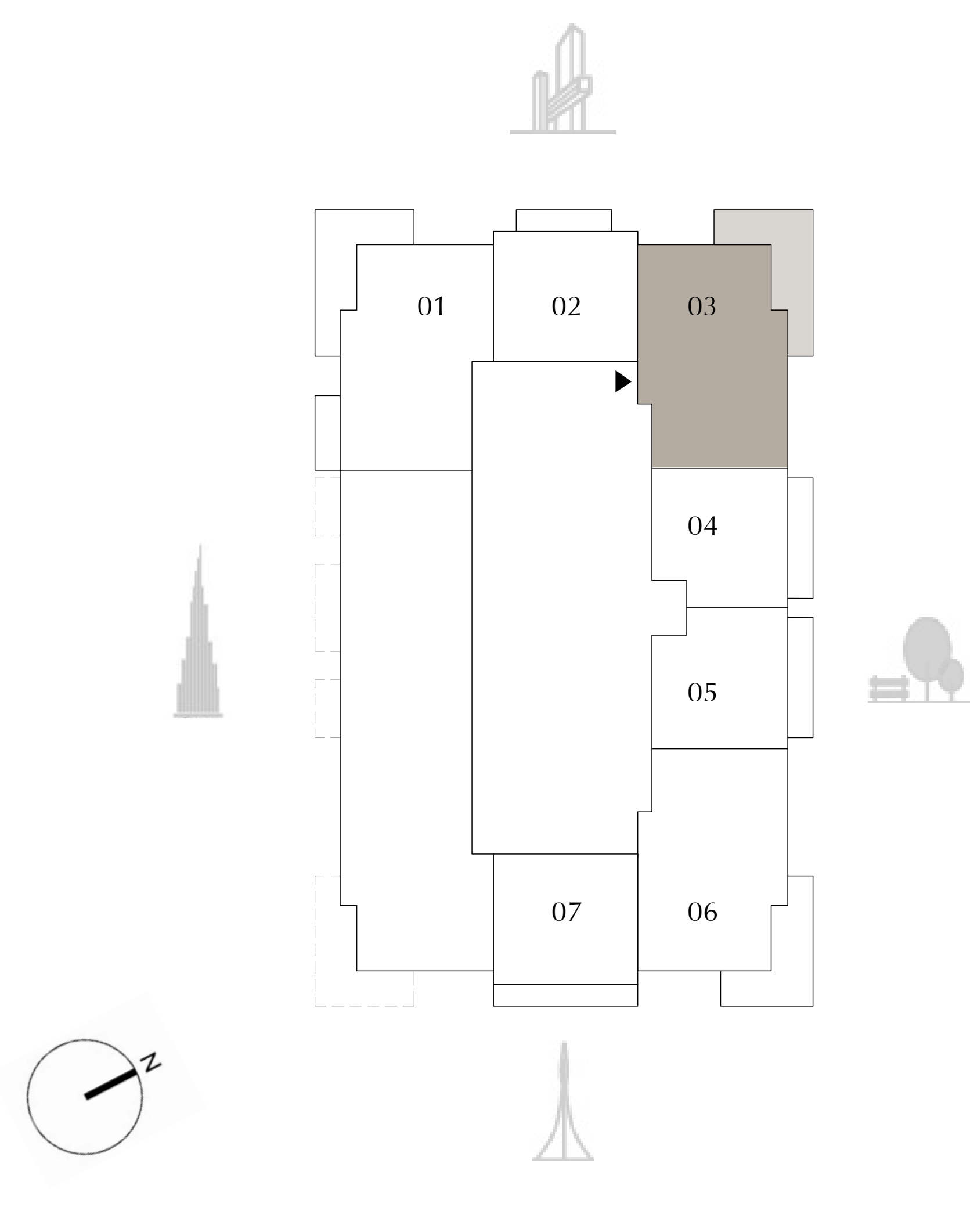
TOWER 4  
2 BEDROOM

PODIUM LEVEL 3 UNIT 03

SUITE AREA	1,140.76 SQ.FT.	105.98 SQ.M.
BALCONY AREA	320.33 SQ.FT.	29.76 SQ.M.
TOTAL AREA	1,461.09 SQ.FT.	135.74 SQ.M.

KEY PLAN

KEY SECTION



FLOOR PLAN 1. All dimensions are in imperial and metric, and measured from finish to finish excluding construction tolerances. 2. All materials, dimensions, and drawings are approximate only. 3. Information is subject to change without notice, at developer's absolute discretion. 4. Actual area may vary from the stated area. 5. Drawings not to scale. 6. All images used are for illustrative purposes only and do not represent the actual size, features, specifications, fittings, and furnishings. 7. The developer reserves the right to make revisions / alterations, at it's absolute discretion, without any liability whatsoever.





ADDRESS  
RESIDENCES  
ZABEEL

DIFC Views


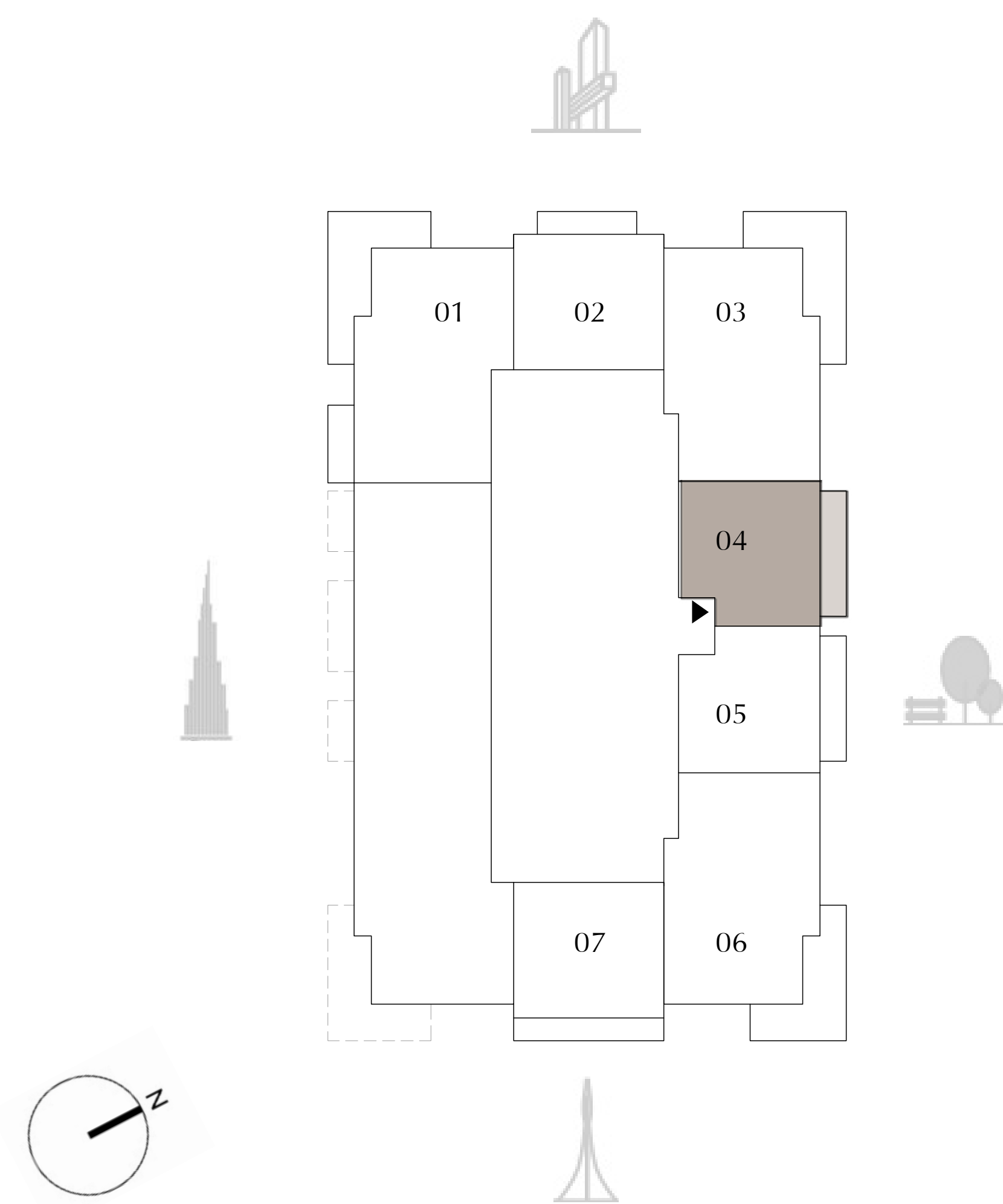
TOWER 4  
1 BEDROOM

PODIUM LEVEL 3 UNIT 04

SUITE AREA	645.73 SQ.FT.	59.99 SQ.M.
BALCONY AREA	118.94 SQ.FT.	11.05 SQ.M.
TOTAL AREA	764.67 SQ.FT.	71.04 SQ.M.

KEY PLAN

KEY SECTION



FLOOR PLAN 1. All dimensions are in imperial and metric, and measured from finish to finish excluding construction tolerances. 2. All materials, dimensions, and drawings are approximate only. 3. Information is subject to change without notice, at developer's absolute discretion. 4. Actual area may vary from the stated area. 5. Drawings not to scale. 6. All images used are for illustrative purposes only and do not represent the actual size, features, specifications, fittings, and furnishings. 7. The developer reserves the right to make revisions / alterations, at it's absolute discretion, without any liability whatsoever.





ADDRESS  
RESIDENCES  
ZABEEL

DIFC Views


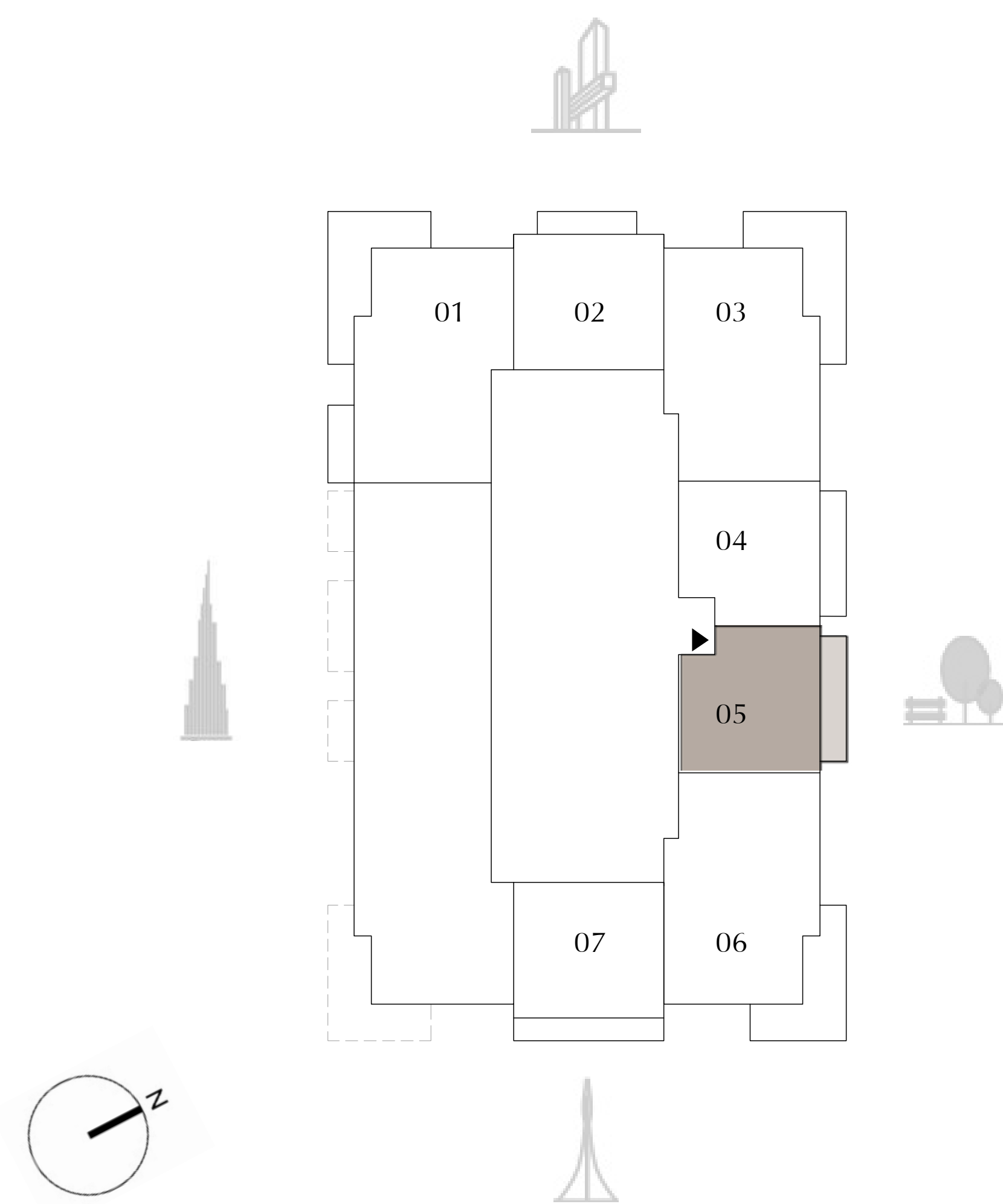
TOWER 4  
1 BEDROOM

PODIUM LEVEL 3      UNIT 05

SUITE AREA	645.83 SQ.FT.	60.00 SQ.M.
BALCONY AREA	118.94 SQ.FT.	11.05 SQ.M.
TOTAL AREA	764.77 SQ.FT.	71.05 SQ.M.

KEY PLAN

KEY SECTION



FLOOR PLAN 1. All dimensions are in imperial and metric, and measured from finish to finish excluding construction tolerances. 2. All materials, dimensions, and drawings are approximate only. 3. Information is subject to change without notice, at developer's absolute discretion. 4. Actual area may vary from the stated area. 5. Drawings not to scale. 6. All images used are for illustrative purposes only and do not represent the actual size, features, specifications, fittings, and furnishings. 7. The developer reserves the right to make revisions / alterations, at it's absolute discretion, without any liability whatsoever.





ADDRESS  
RESIDENCES  
ZABEEL

DIFC Views


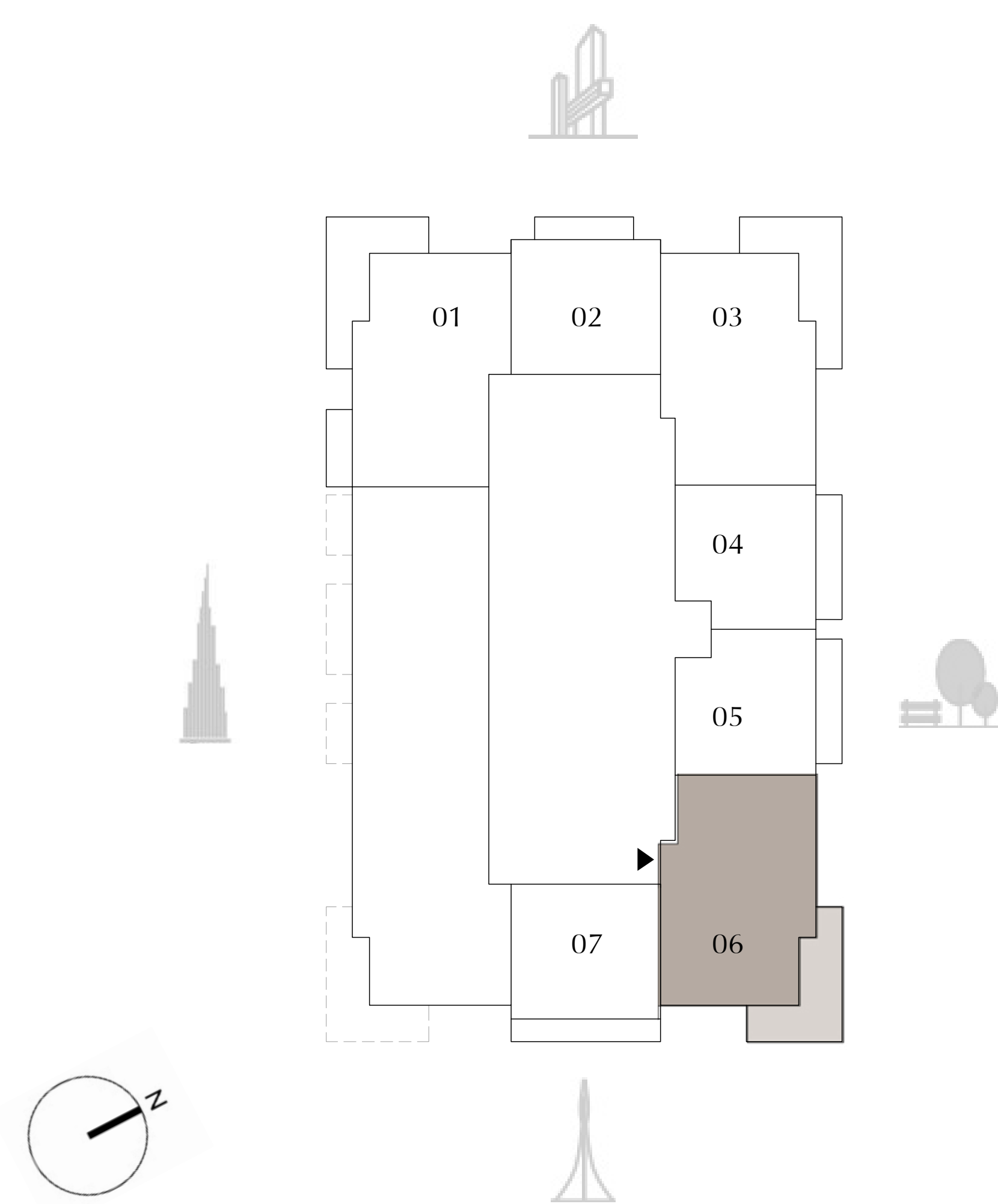
TOWER 4  
2 BEDROOM

PODIUM LEVEL 3 UNIT 06

SUITE AREA	1,140.76 SQ.FT.	105.98 SQ.M.
BALCONY AREA	303.76 SQ.FT.	28.22 SQ.M.
TOTAL AREA	1,444.52 SQ.FT.	134.20 SQ.M.

KEY PLAN

KEY SECTION



FLOOR PLAN 1. All dimensions are in imperial and metric, and measured from finish to finish excluding construction tolerances. 2. All materials, dimensions, and drawings are approximate only. 3. Information is subject to change without notice, at developer's absolute discretion. 4. Actual area may vary from the stated area. 5. Drawings not to scale. 6. All images used are for illustrative purposes only and do not represent the actual size, features, specifications, fittings, and furnishings. 7. The developer reserves the right to make revisions / alterations, at it's absolute discretion, without any liability whatsoever.





ADDRESS  
RESIDENCES  
ZABEEL

DIFC Views

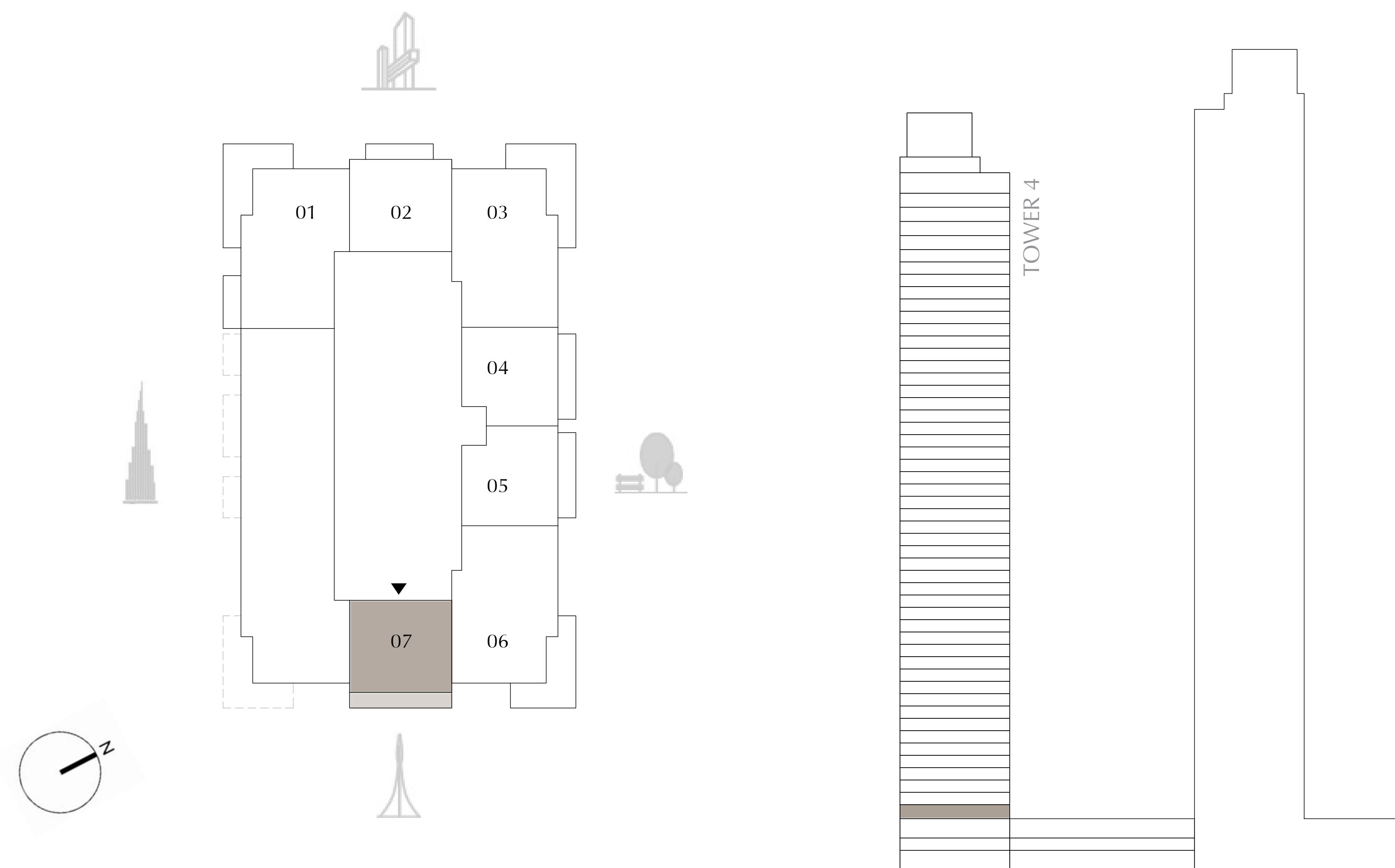
TOWER 4  
1 BEDROOM

PODIUM LEVEL 3      UNIT 07

SUITE AREA	676.30 SQ.FT.	62.83 SQ.M.
BALCONY AREA	158.01 SQ.FT.	14.68 SQ.M.
TOTAL AREA	834.31 SQ.FT.	77.51 SQ.M.

KEY PLAN

KEY SECTION



FLOOR PLAN 1. All dimensions are in imperial and metric, and measured from finish to finish excluding construction tolerances. 2. All materials, dimensions, and drawings are approximate only. 3. Information is subject to change without notice, at developer's absolute discretion. 4. Actual area may vary from the stated area. 5. Drawings not to scale. 6. All images used are for illustrative purposes only and do not represent the actual size, features, specifications, fittings, and furnishings. 7. The developer reserves the right to make revisions / alterations, at it's absolute discretion, without any liability whatsoever.





ADDRESS  
RESIDENCES  
ZABEEL

DIFC Views

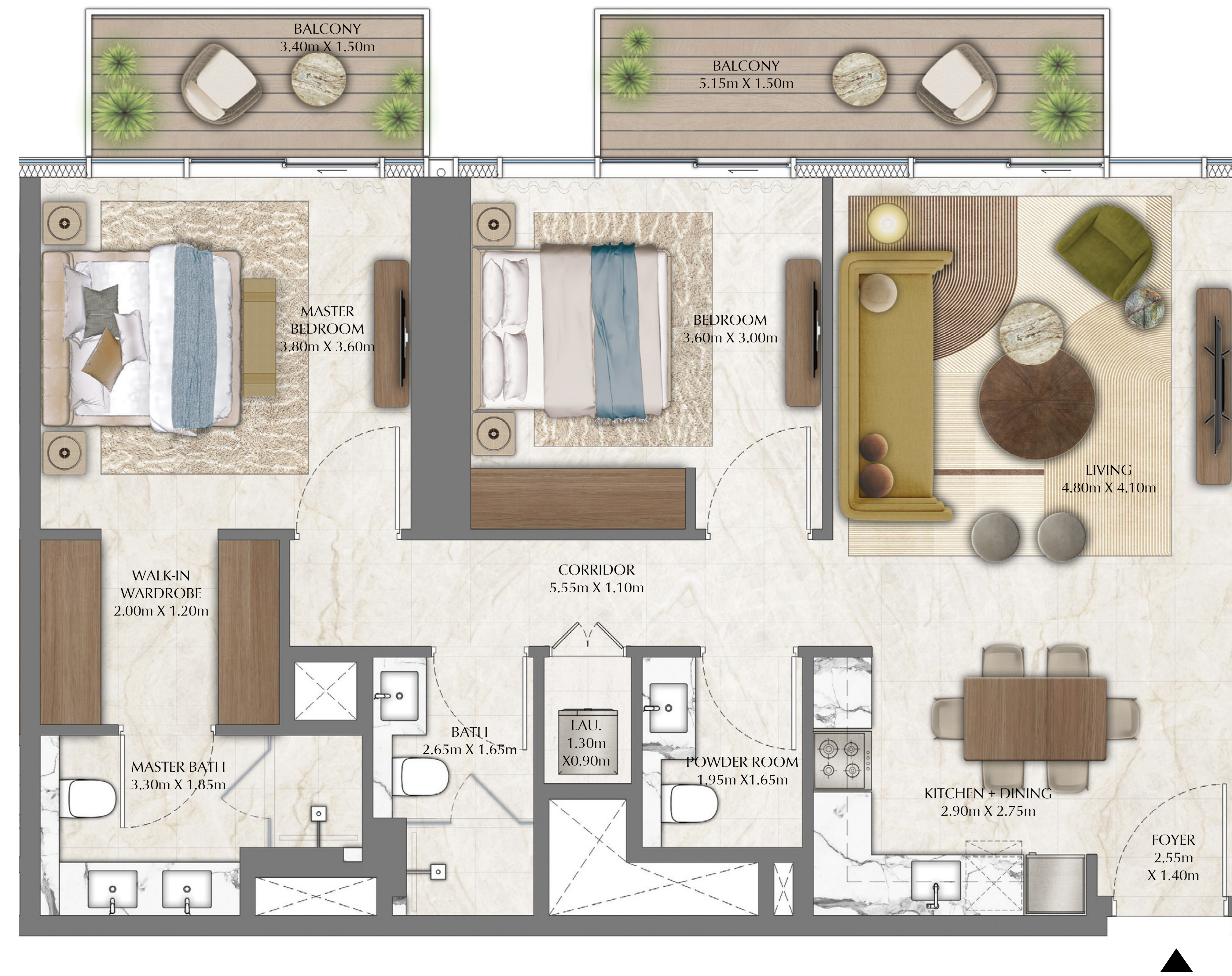
TOWER 4  
2 BEDROOM

LEVELS 04 - 28 UNIT 01

SUITE AREA	1,003.52 SQ.FT.	93.23 SQ.M.
BALCONY AREA	143.16 SQ.FT.	13.30 SQ.M.
TOTAL AREA	1,146.68 SQ.FT.	106.53 SQ.M.

KEY PLAN

KEY SECTION



FLOOR PLAN 1. All dimensions are in imperial and metric, and measured from finish to finish excluding construction tolerances. 2. All materials, dimensions, and drawings are approximate only. 3. Information is subject to change without notice, at developer's absolute discretion. 4. Actual area may vary from the stated area. 5. Drawings not to scale. 6. All images used are for illustrative purposes only and do not represent the actual size, features, specifications, fittings, and furnishings. 7. The developer reserves the right to make revisions / alterations, at it's absolute discretion, without any liability whatsoever.



▲  
**ADDRESS**  
**RESIDENCES**  
**ZABEEL**

DIFC Views


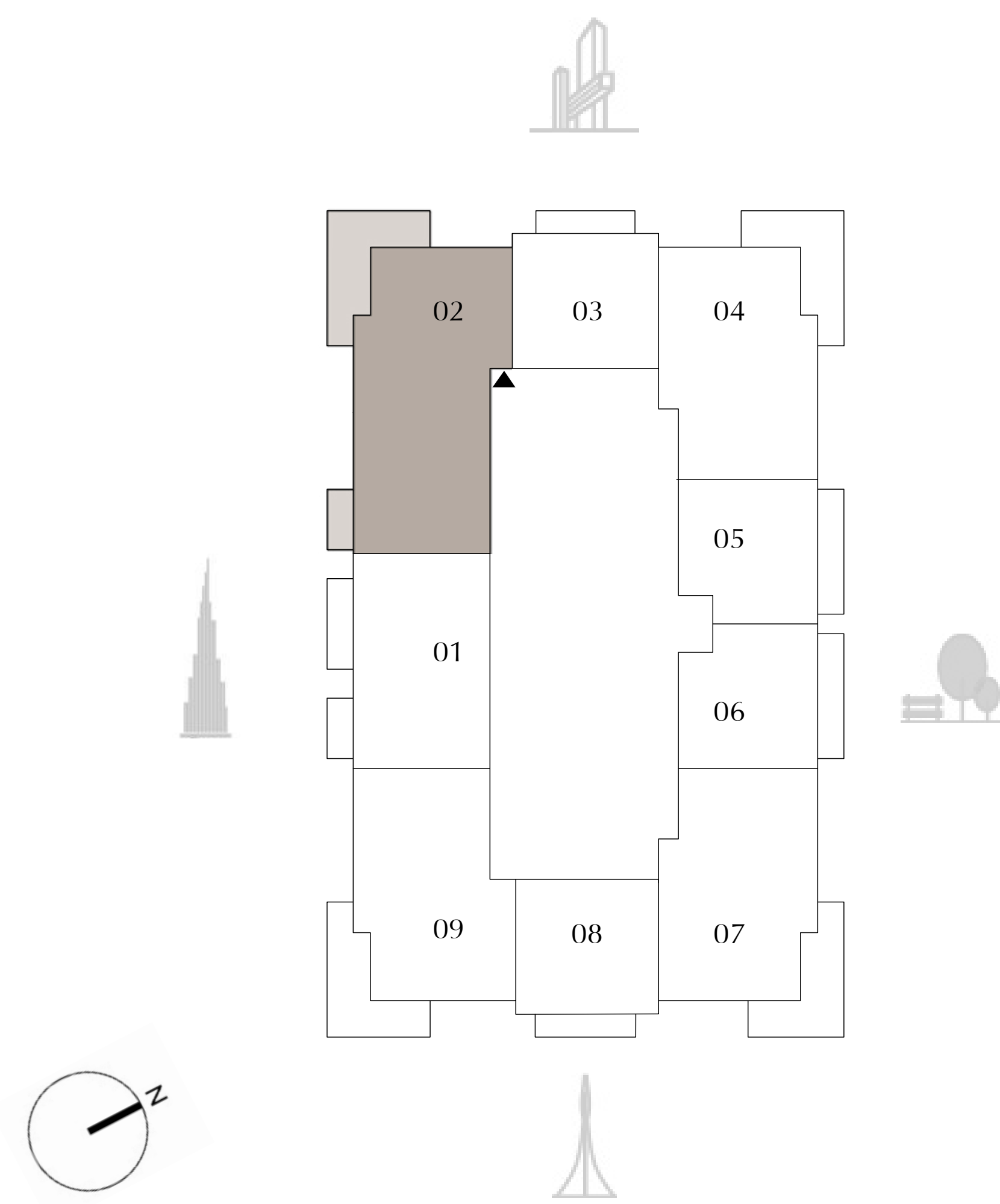
TOWER 4  
**3 BEDROOM**

LEVELS 04 - 28     UNIT 02

SUITE AREA	1476.92 SQ.FT.	137.21 SQ.M.
BALCONY AREA	360.70 SQ.FT.	33.51 SQ.M.
<b>TOTAL AREA</b>	<b>1837.62 SQ.FT.</b>	<b>170.72 SQ.M.</b>

KEY PLAN

KEY SECTION



FLOOR PLAN 1. All dimensions are in imperial and metric, and measured from finish to finish excluding construction tolerances. 2. All materials, dimensions, and drawings are approximate only. 3. Information is subject to change without notice, at developer's absolute discretion. 4. Actual area may vary from the stated area. 5. Drawings not to scale. 6. All images used are for illustrative purposes only and do not represent the actual size, features, specifications, fittings, and furnishings. 7. The developer reserves the right to make revisions / alterations, at it's absolute discretion, without any liability whatsoever.





ADDRESS  
RESIDENCES  
ZABEEL

DIFC Views

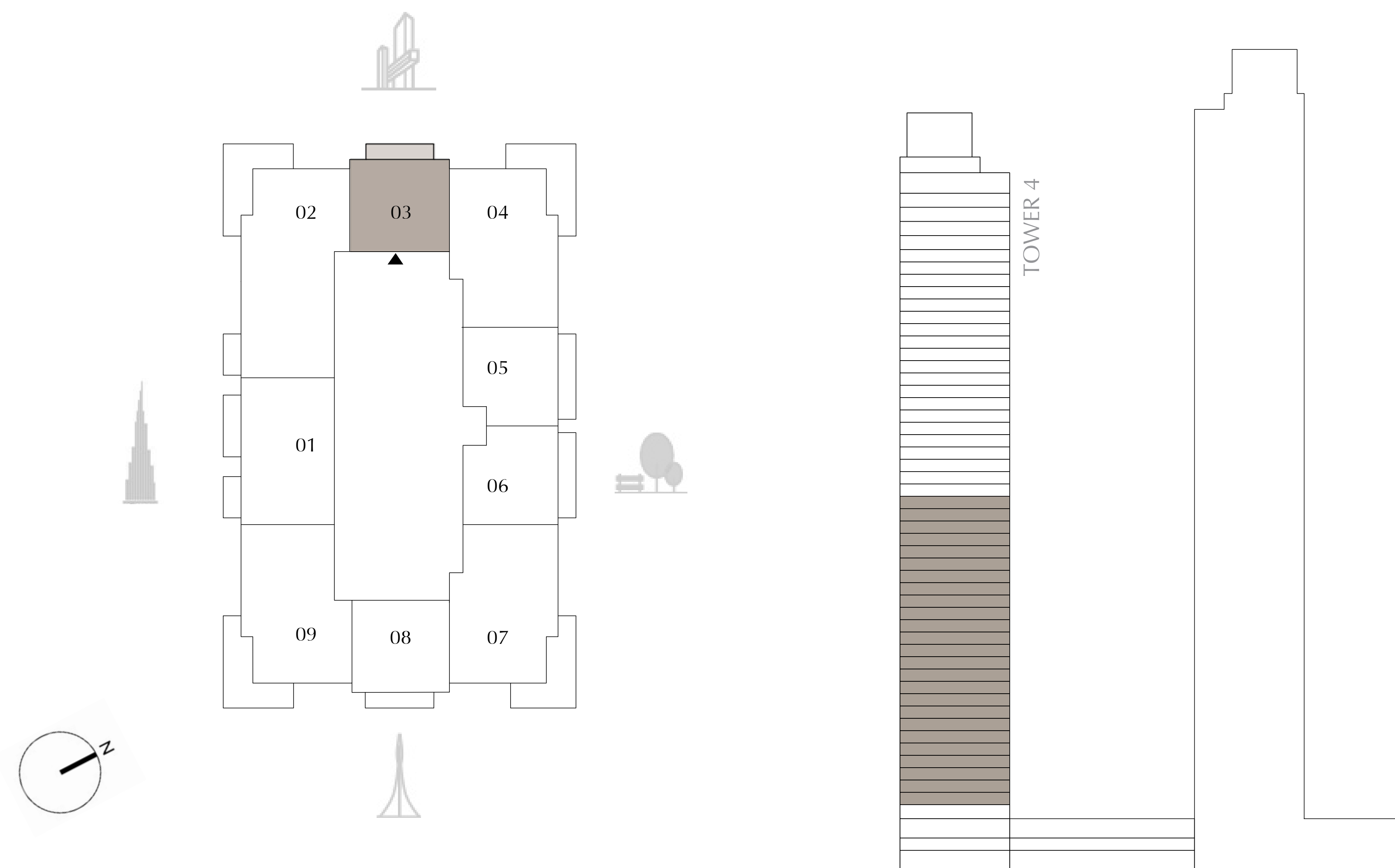
TOWER 4  
1 BEDROOM

LEVELS 04 - 28    UNIT 03

SUITE AREA	664.24 SQ.FT.	61.71 SQ.M.
BALCONY AREA	95.80 SQ.FT.	8.90 SQ.M.
TOTAL AREA	760.04 SQ.FT.	70.61 SQ.M.

KEY PLAN

KEY SECTION



FLOOR PLAN 1. All dimensions are in imperial and metric, and measured from finish to finish excluding construction tolerances. 2. All materials, dimensions, and drawings are approximate only. 3. Information is subject to change without notice, at developer's absolute discretion. 4. Actual area may vary from the stated area. 5. Drawings not to scale. 6. All images used are for illustrative purposes only and do not represent the actual size, features, specifications, fittings, and furnishings. 7. The developer reserves the right to make revisions / alterations, at it's absolute discretion, without any liability whatsoever.





ADDRESS  
RESIDENCES  
ZABEEL

DIFC Views

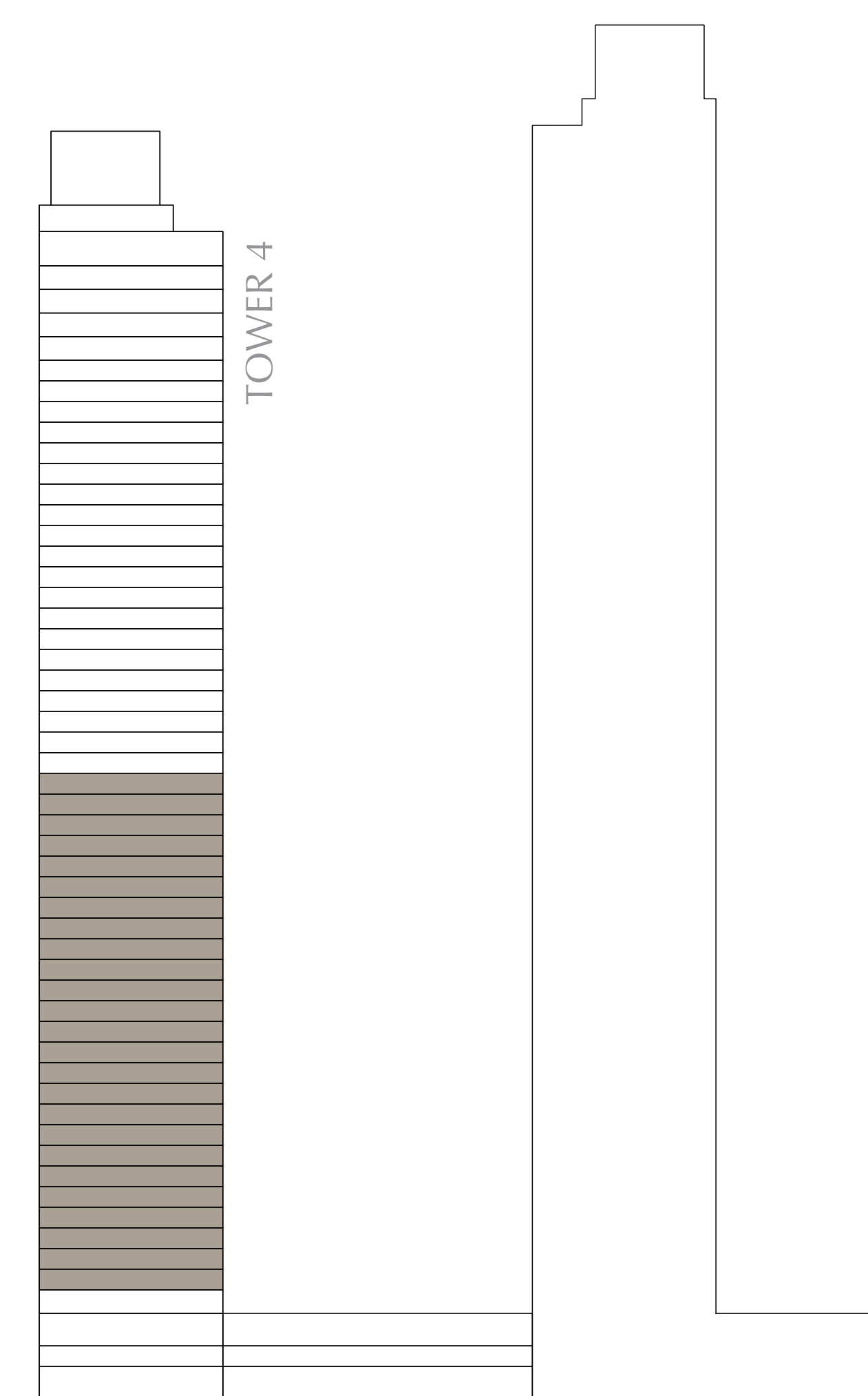
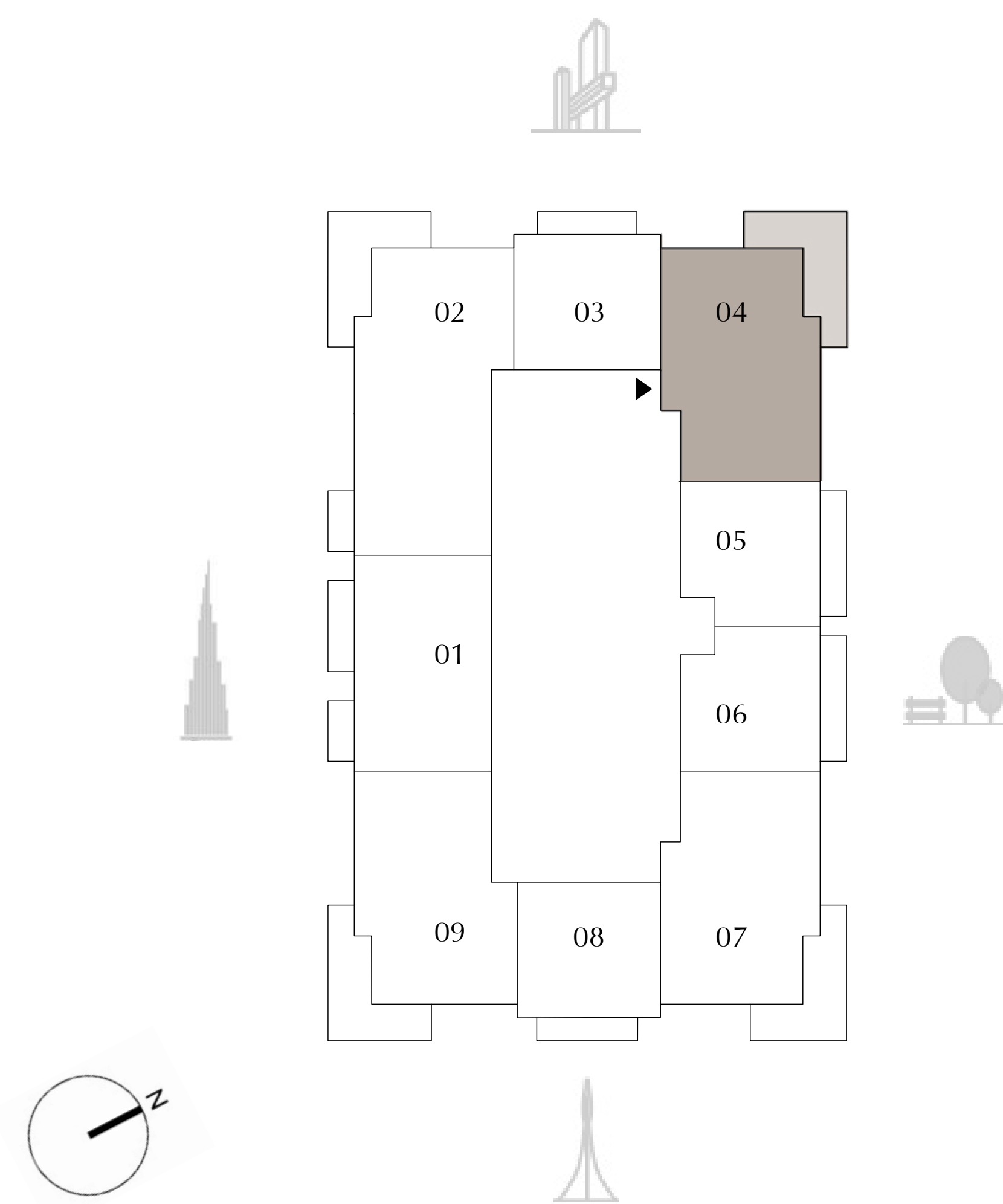
TOWER 4  
2 BEDROOM

LEVELS 04 - 28 UNIT 04

SUITE AREA	1,140.22 SQ.FT.	105.93 SQ.M.
BALCONY AREA	304.30 SQ.FT.	28.27 SQ.M.
TOTAL AREA	1,444.52 SQ.FT.	134.20 SQ.M.

KEY PLAN

KEY SECTION



FLOOR PLAN 1. All dimensions are in imperial and metric, and measured from finish to finish excluding construction tolerances. 2. All materials, dimensions, and drawings are approximate only. 3. Information is subject to change without notice, at developer's absolute discretion. 4. Actual area may vary from the stated area. 5. Drawings not to scale. 6. All images used are for illustrative purposes only and do not represent the actual size, features, specifications, fittings, and furnishings. 7. The developer reserves the right to make revisions / alterations, at it's absolute discretion, without any liability whatsoever.





ADDRESS  
RESIDENCES  
ZABEEL

DIFC Views

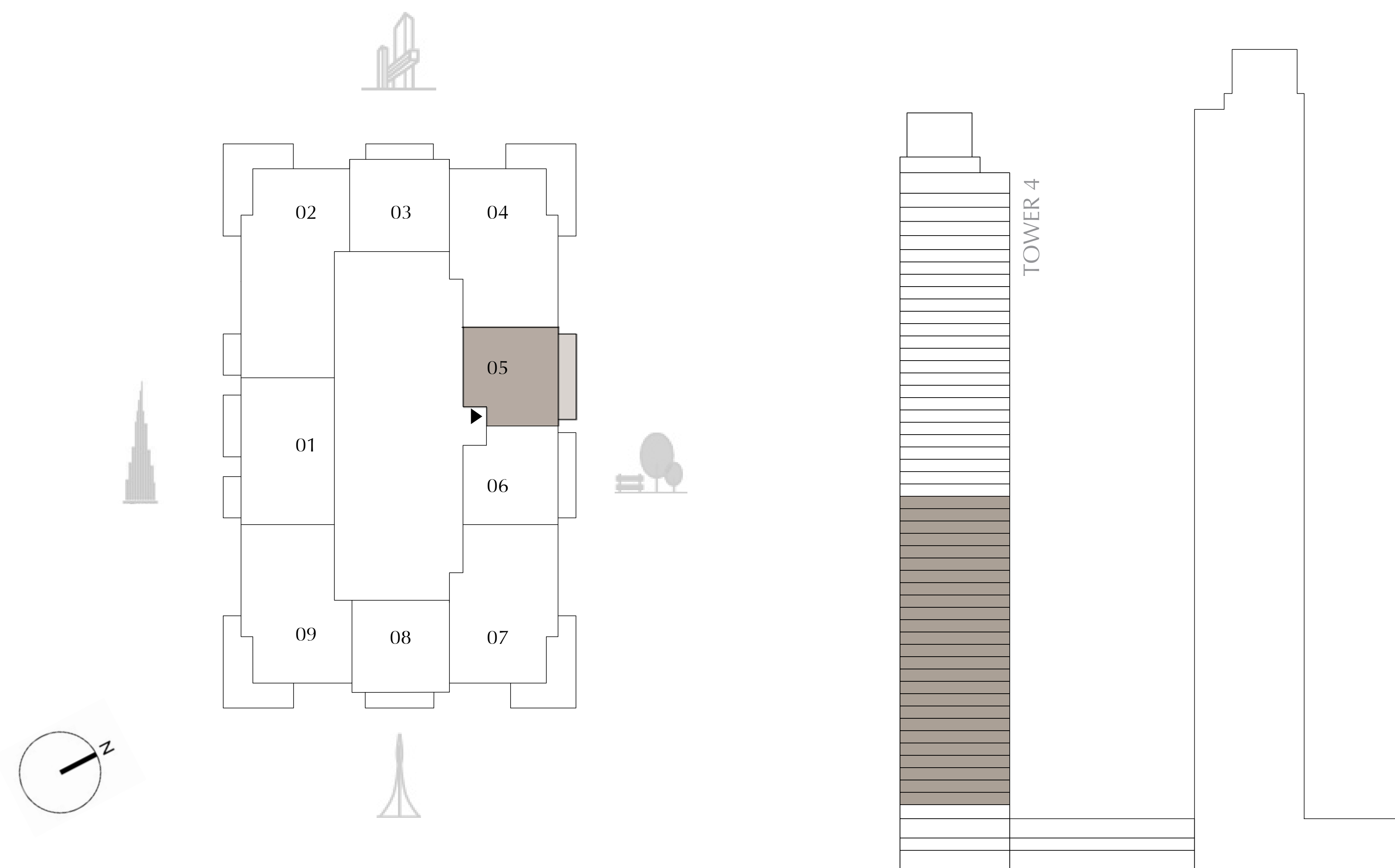
TOWER 4  
1 BEDROOM

LEVELS 04 - 28     UNIT 05

SUITE AREA	644.33 SQ.FT.	59.86 SQ.M.
BALCONY AREA	118.94 SQ.FT.	11.05 SQ.M.
TOTAL AREA	763.27 SQ.FT.	70.91 SQ.M.

KEY PLAN

KEY SECTION



FLOOR PLAN 1. All dimensions are in imperial and metric, and measured from finish to finish excluding construction tolerances. 2. All materials, dimensions, and drawings are approximate only. 3. Information is subject to change without notice, at developer's absolute discretion. 4. Actual area may vary from the stated area. 5. Drawings not to scale. 6. All images used are for illustrative purposes only and do not represent the actual size, features, specifications, fittings, and furnishings. 7. The developer reserves the right to make revisions / alterations, at it's absolute discretion, without any liability whatsoever.





ADDRESS  
RESIDENCES  
ZABEEL

DIFC Views

TOWER 4  
1 BEDROOM

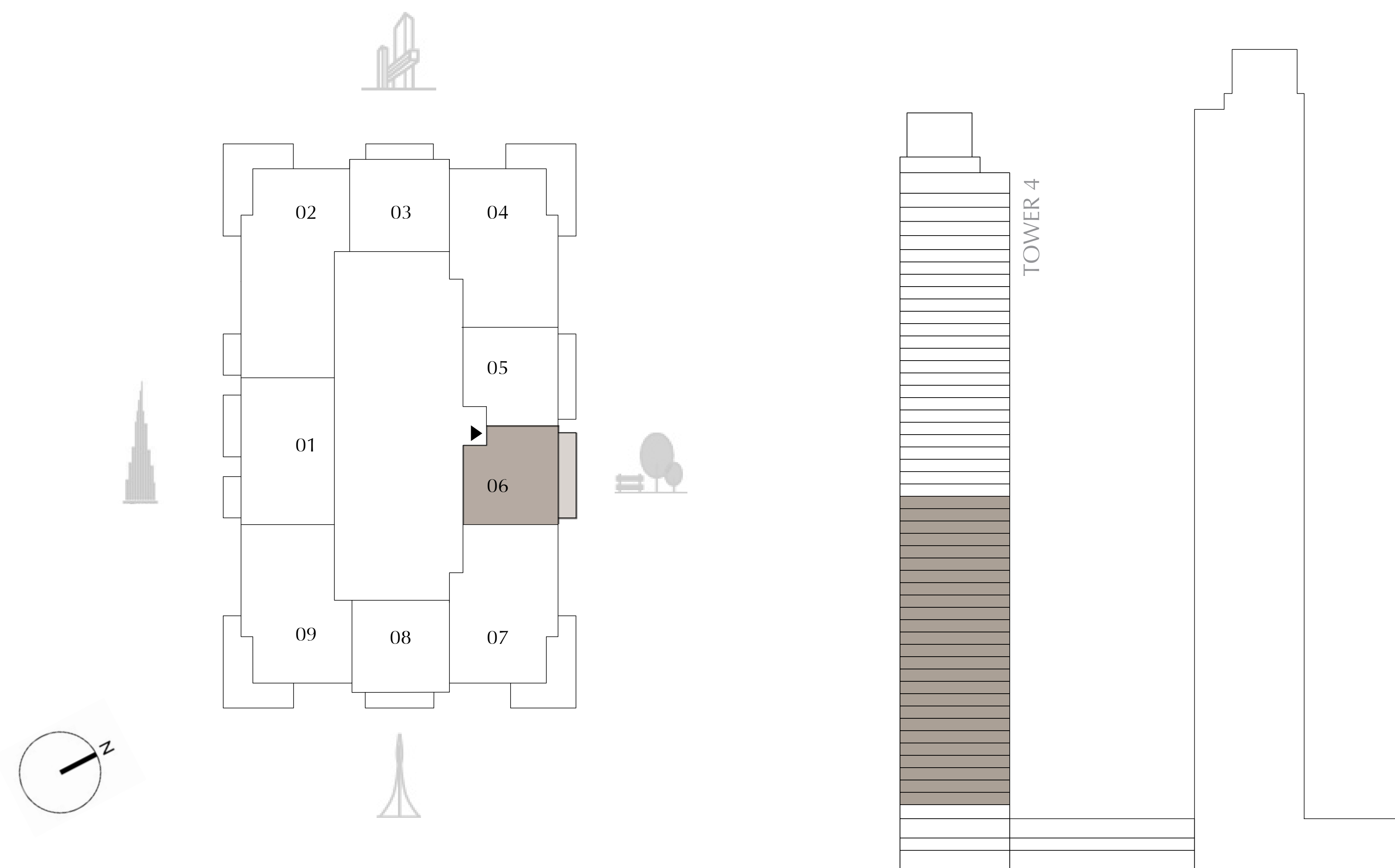
LEVELS 04 - 28     UNIT 06

SUITE AREA	644.33 SQ.FT.	59.86 SQ.M.
BALCONY AREA	118.94 SQ.FT.	11.05 SQ.M.
TOTAL AREA	763.27 SQ.FT.	70.91 SQ.M.



KEY PLAN

KEY SECTION



FLOOR PLAN 1. All dimensions are in imperial and metric, and measured from finish to finish excluding construction tolerances. 2. All materials, dimensions, and drawings are approximate only. 3. Information is subject to change without notice, at developer's absolute discretion. 4. Actual area may vary from the stated area. 5. Drawings not to scale. 6. All images used are for illustrative purposes only and do not represent the actual size, features, specifications, fittings, and furnishings. 7. The developer reserves the right to make revisions / alterations, at it's absolute discretion, without any liability whatsoever.





ADDRESS  
RESIDENCES  
ZABEEL

DIFC Views

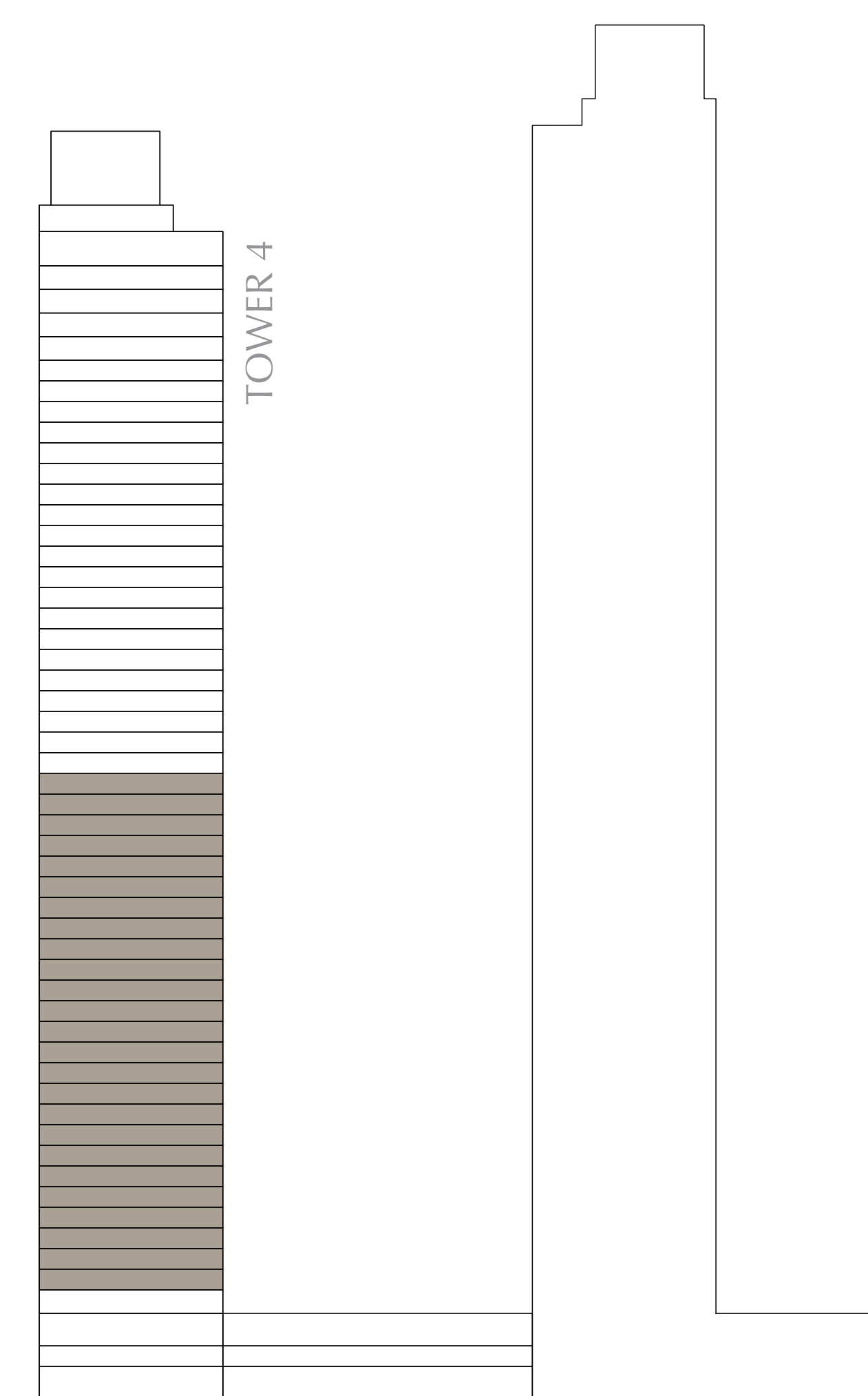
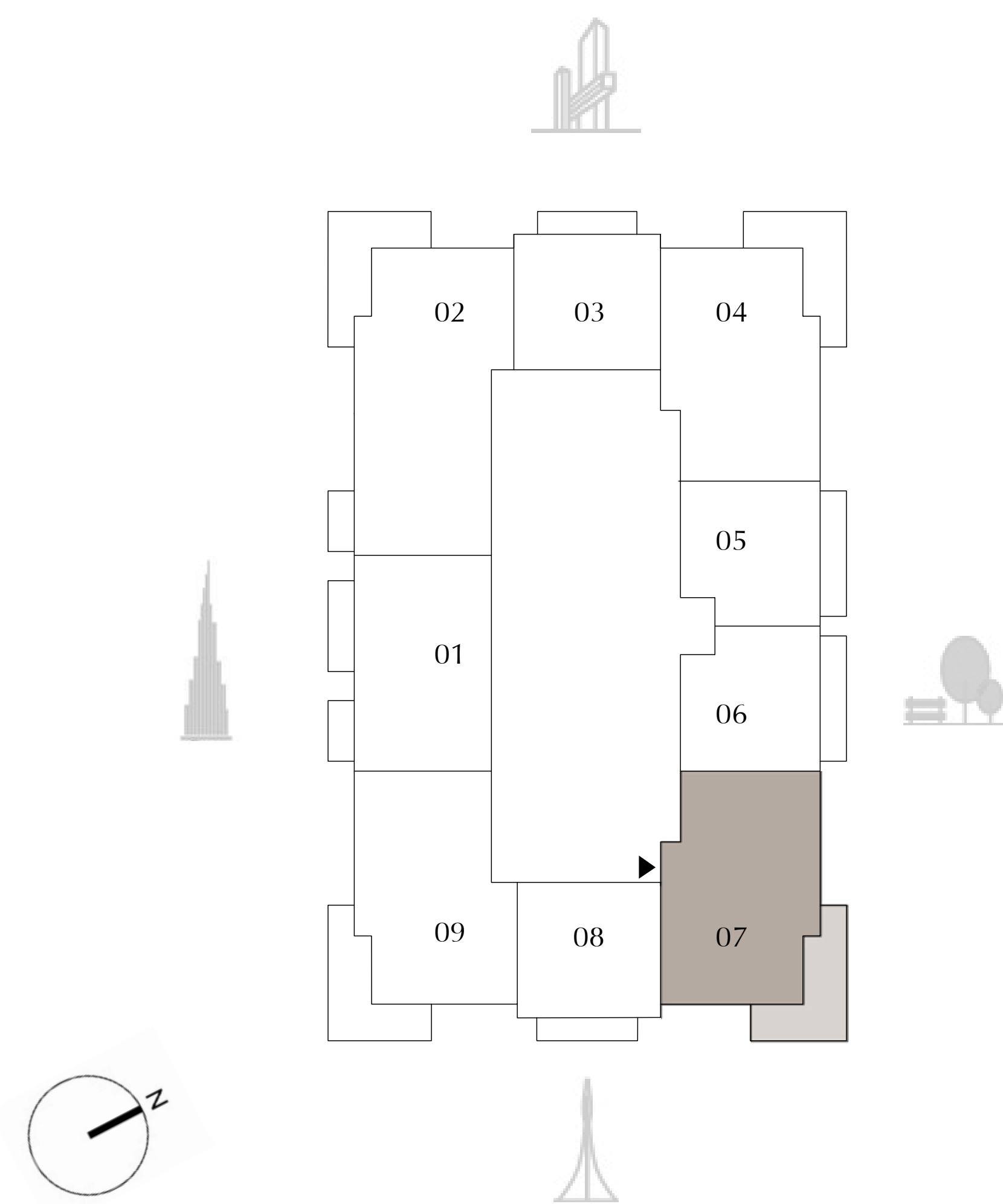
TOWER 4  
2 BEDROOM

LEVELS 04 - 28 UNIT 07

SUITE AREA	1,140.22 SQ.FT.	105.93 SQ.M.
BALCONY AREA	304.30 SQ.FT.	28.27 SQ.M.
TOTAL AREA	1,444.52 SQ.FT.	134.20 SQ.M.

KEY PLAN

KEY SECTION



FLOOR PLAN 1. All dimensions are in imperial and metric, and measured from finish to finish excluding construction tolerances. 2. All materials, dimensions, and drawings are approximate only. 3. Information is subject to change without notice, at developer's absolute discretion. 4. Actual area may vary from the stated area. 5. Drawings not to scale. 6. All images used are for illustrative purposes only and do not represent the actual size, features, specifications, fittings, and furnishings. 7. The developer reserves the right to make revisions / alterations, at it's absolute discretion, without any liability whatsoever.





ADDRESS  
RESIDENCES  
ZABEEL

DIFC Views

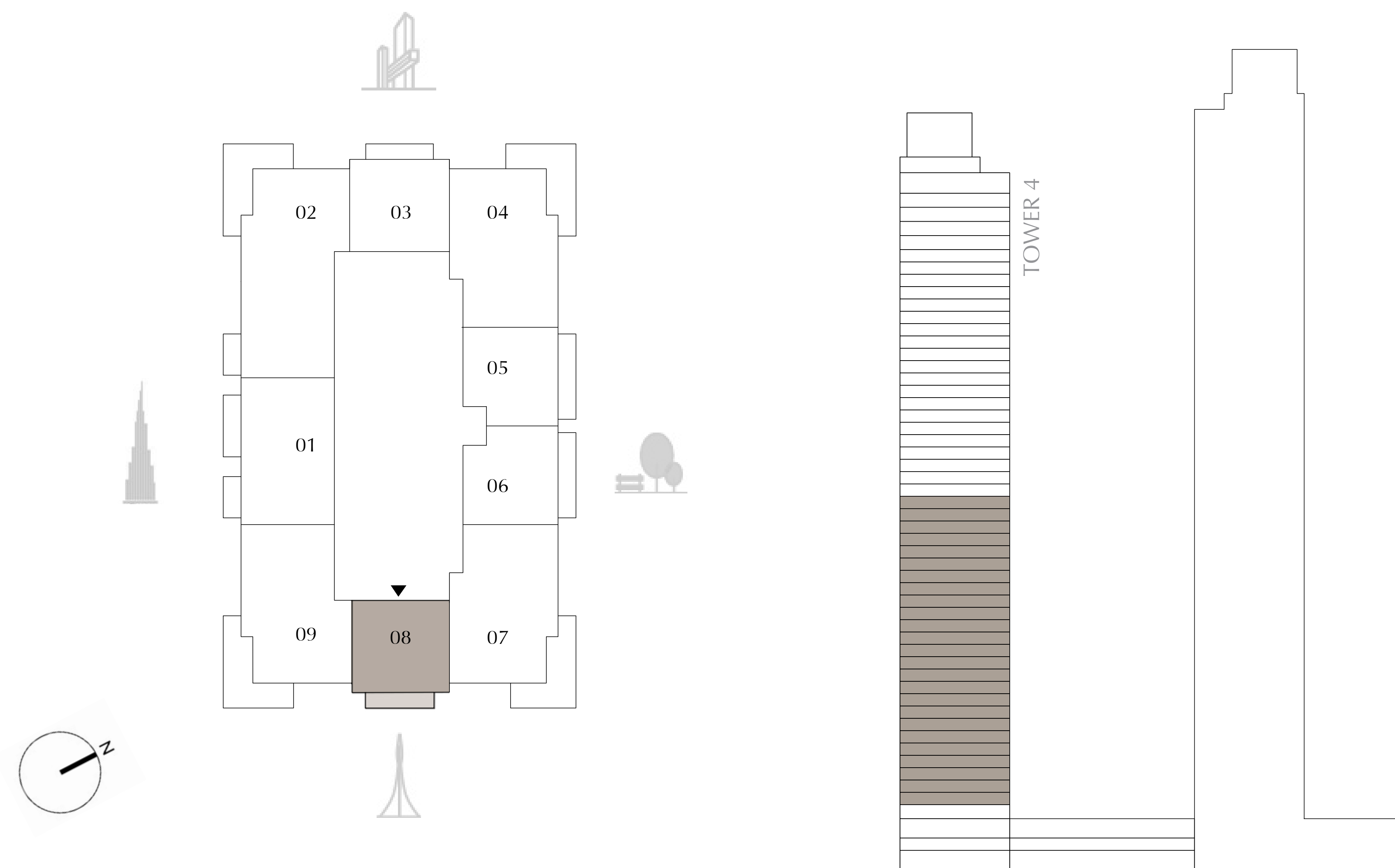
TOWER 4  
1 BEDROOM

LEVELS 04 - 28      UNIT 08

SUITE AREA	671.24 SQ.FT.	62.36 SQ.M.
BALCONY AREA	95.80 SQ.FT.	8.90 SQ.M.
TOTAL AREA	767.04 SQ.FT.	71.26 SQ.M.

KEY PLAN

KEY SECTION



FLOOR PLAN 1. All dimensions are in imperial and metric, and measured from finish to finish excluding construction tolerances. 2. All materials, dimensions, and drawings are approximate only. 3. Information is subject to change without notice, at developer's absolute discretion. 4. Actual area may vary from the stated area. 5. Drawings not to scale. 6. All images used are for illustrative purposes only and do not represent the actual size, features, specifications, fittings, and furnishings. 7. The developer reserves the right to make revisions / alterations, at it's absolute discretion, without any liability whatsoever.





ADDRESS  
RESIDENCES  
ZABEEL

DIFC Views

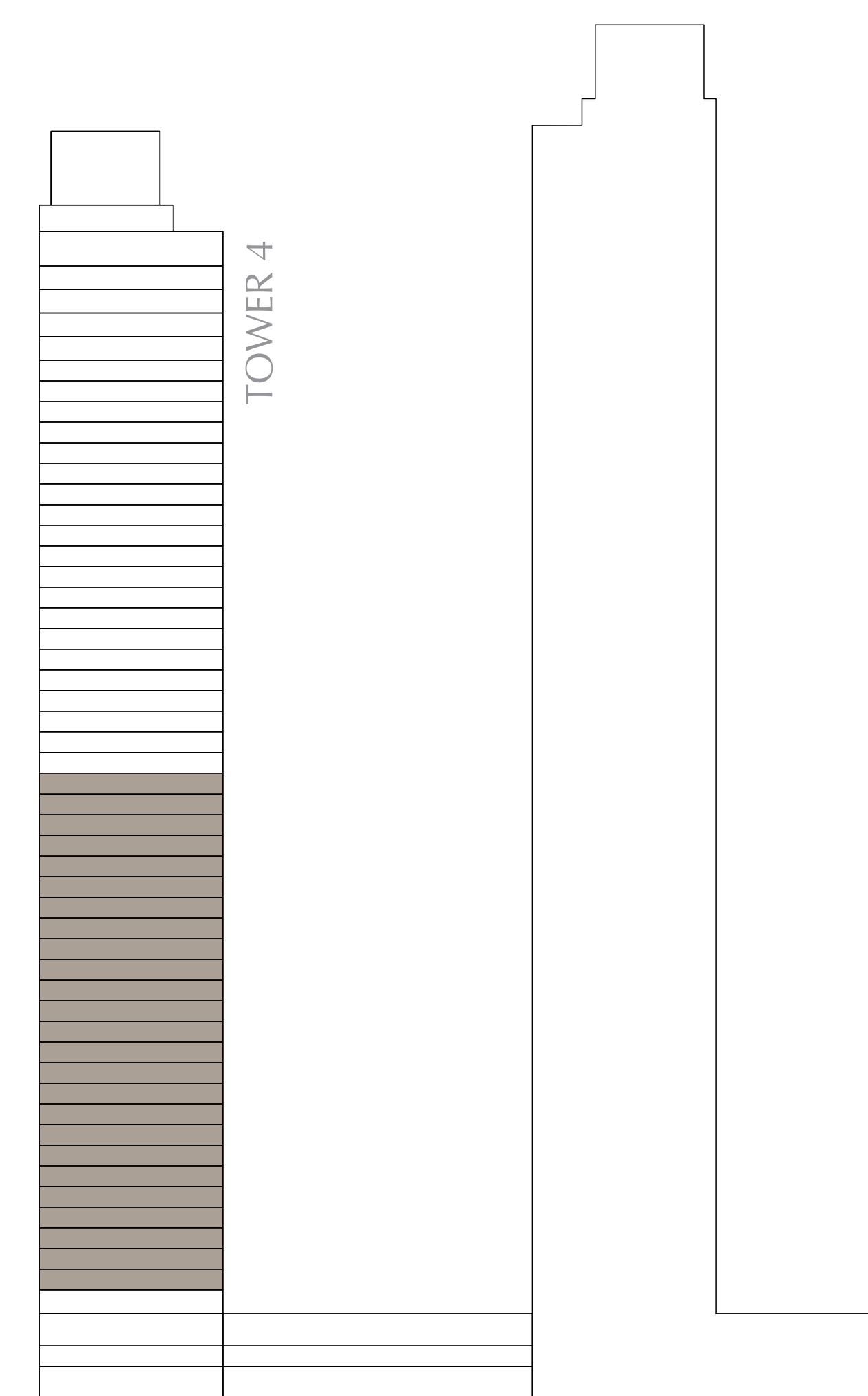
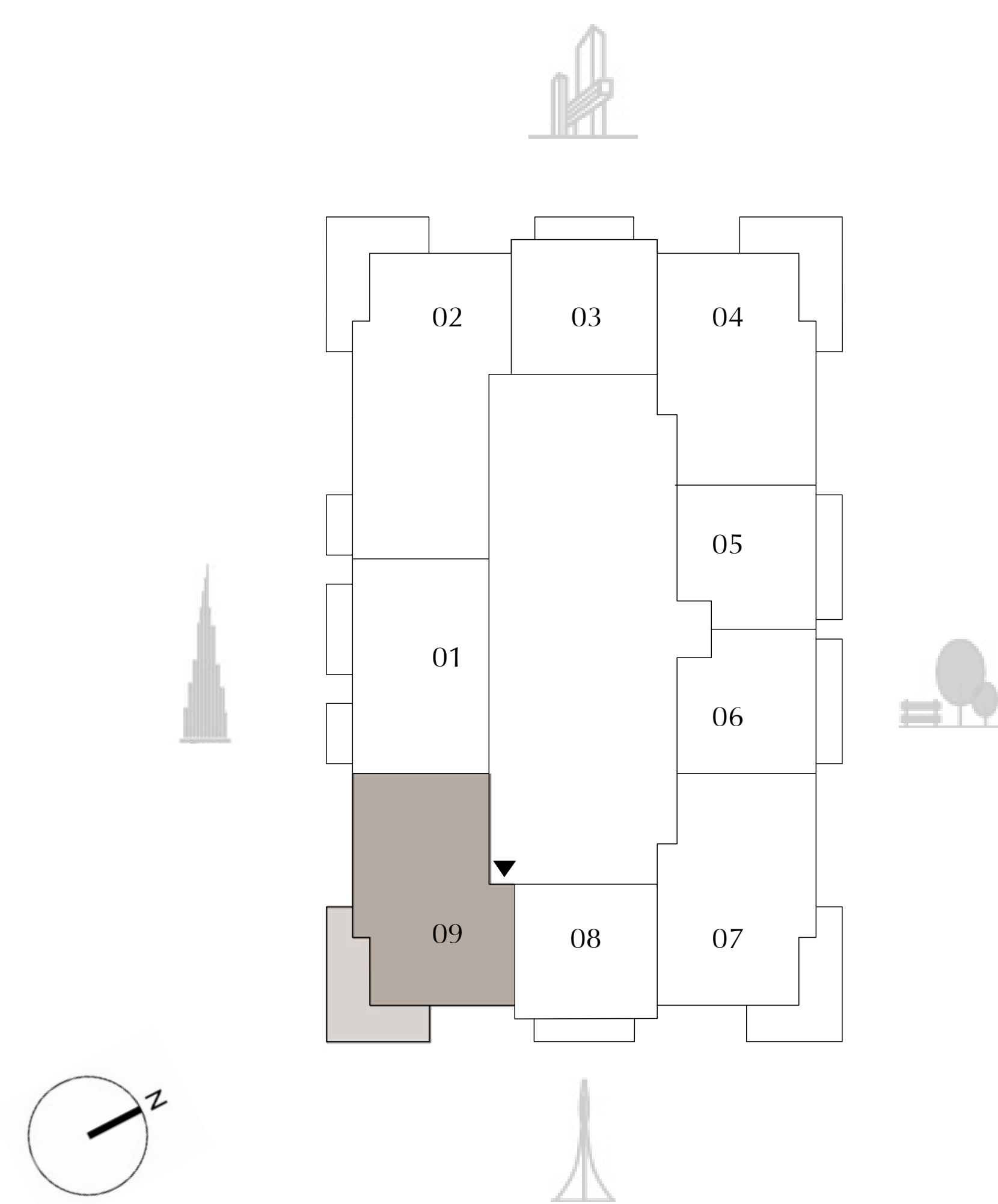
TOWER 4  
2 BEDROOM

LEVELS 04 - 28     UNIT 09

SUITE AREA	1,120.42 SQ.FT.	104.09 SQ.M.
BALCONY AREA	304.30 SQ.FT.	28.27 SQ.M.
TOTAL AREA	1,424.72 SQ.FT.	132.36 SQ.M.

KEY PLAN

KEY SECTION



FLOOR PLAN 1. All dimensions are in imperial and metric, and measured from finish to finish excluding construction tolerances. 2. All materials, dimensions, and drawings are approximate only. 3. Information is subject to change without notice, at developer's absolute discretion. 4. Actual area may vary from the stated area. 5. Drawings not to scale. 6. All images used are for illustrative purposes only and do not represent the actual size, features, specifications, fittings, and furnishings. 7. The developer reserves the right to make revisions / alterations, at it's absolute discretion, without any liability whatsoever.





ADDRESS  
RESIDENCES  
ZABEEL

DIFC Views

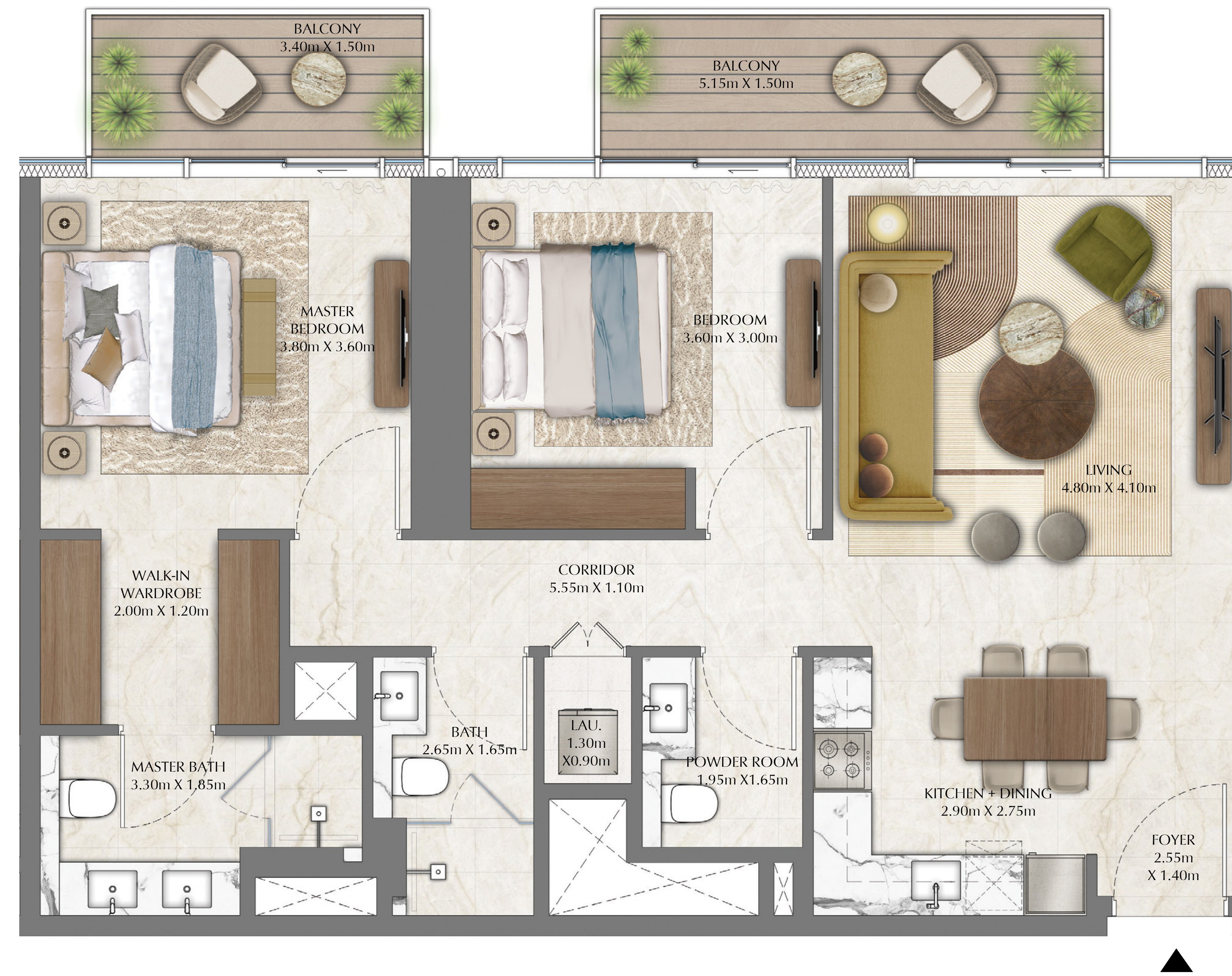

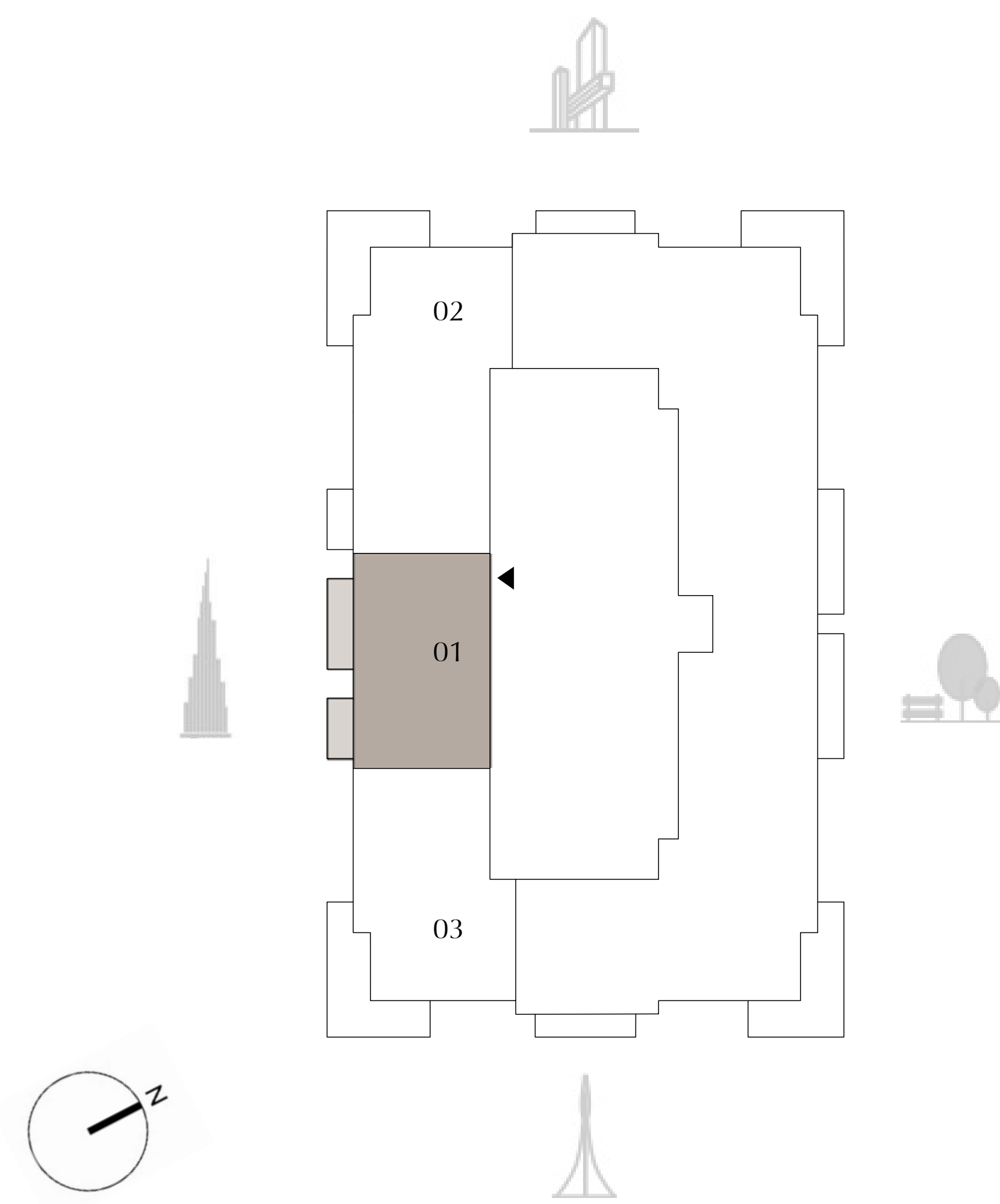
TOWER 4  
2 BEDROOM

LEVEL 29 UNIT 01

SUITE AREA	1,003.52 SQ.FT.	93.23 SQ.M.
BALCONY AREA	143.16 SQ.FT.	13.30 SQ.M.
TOTAL AREA	1,146.68 SQ.FT.	106.53 SQ.M.

KEY PLAN

KEY SECTION



FLOOR PLAN 1. All dimensions are in imperial and metric, and measured from finish to finish excluding construction tolerances. 2. All materials, dimensions, and drawings are approximate only. 3. Information is subject to change without notice, at developer's absolute discretion. 4. Actual area may vary from the stated area. 5. Drawings not to scale. 6. All images used are for illustrative purposes only and do not represent the actual size, features, specifications, fittings, and furnishings. 7. The developer reserves the right to make revisions / alterations, at it's absolute discretion, without any liability whatsoever.



▲

**ADDRESS**  
**RESIDENCES**  
**ZABEEL**

DIFC Views


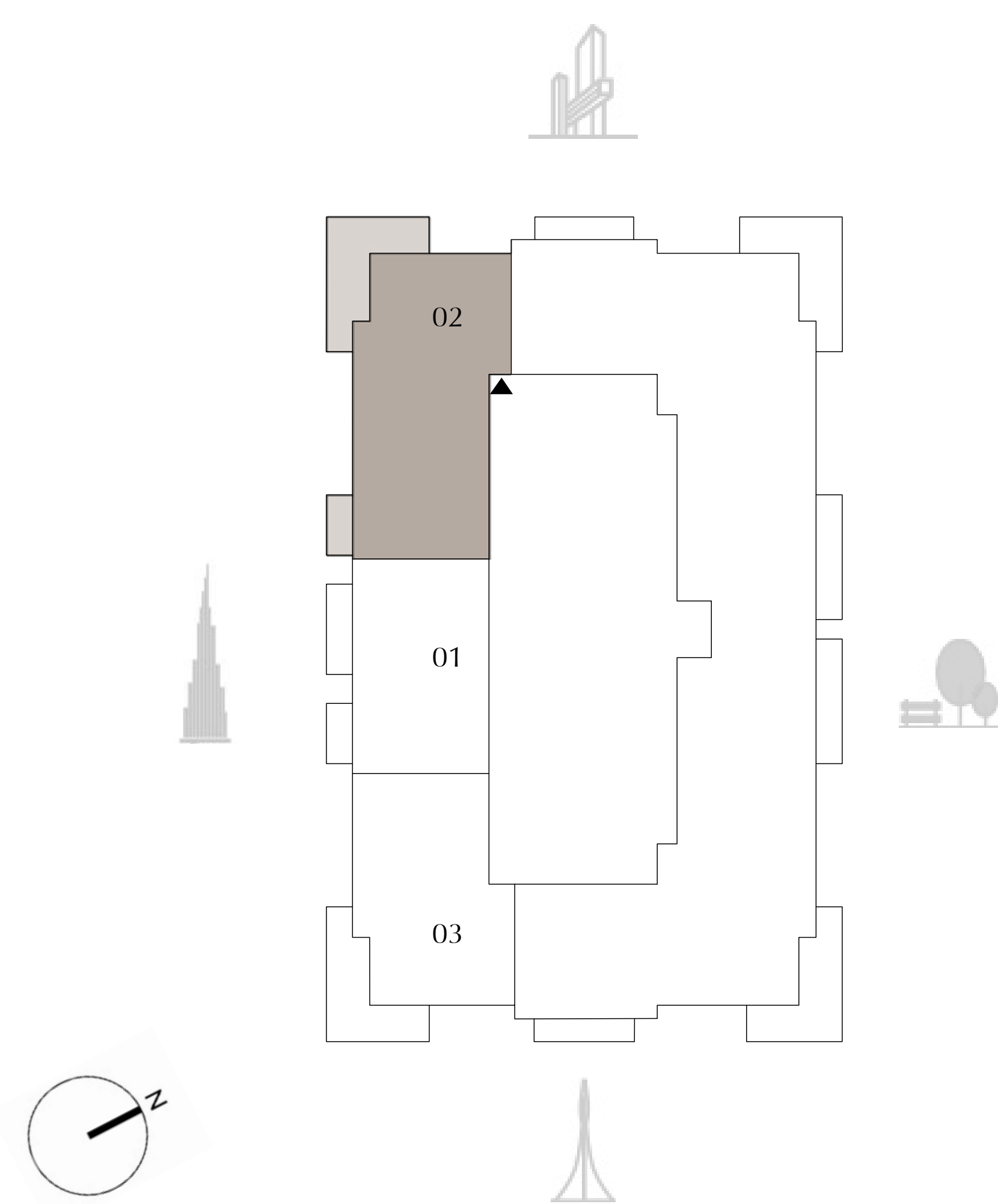
TOWER 4  
3 BEDROOM

LEVEL 29      UNIT 02

SUITE AREA	1,477.67 SQ.FT.	137.28 SQ.M.
BALCONY AREA	360.70 SQ.FT.	33.51 SQ.M.
<b>TOTAL AREA</b>	<b>1,838.37 SQ.FT.</b>	<b>170.79 SQ.M.</b>

KEY PLAN

KEY SECTION



FLOOR PLAN 1. All dimensions are in imperial and metric, and measured from finish to finish excluding construction tolerances. 2. All materials, dimensions, and drawings are approximate only. 3. Information is subject to change without notice, at developer's absolute discretion. 4. Actual area may vary from the stated area. 5. Drawings not to scale. 6. All images used are for illustrative purposes only and do not represent the actual size, features, specifications, fittings, and furnishings. 7. The developer reserves the right to make revisions / alterations, at it's absolute discretion, without any liability whatsoever.





ADDRESS  
RESIDENCES  
ZABEEL

DIFC Views


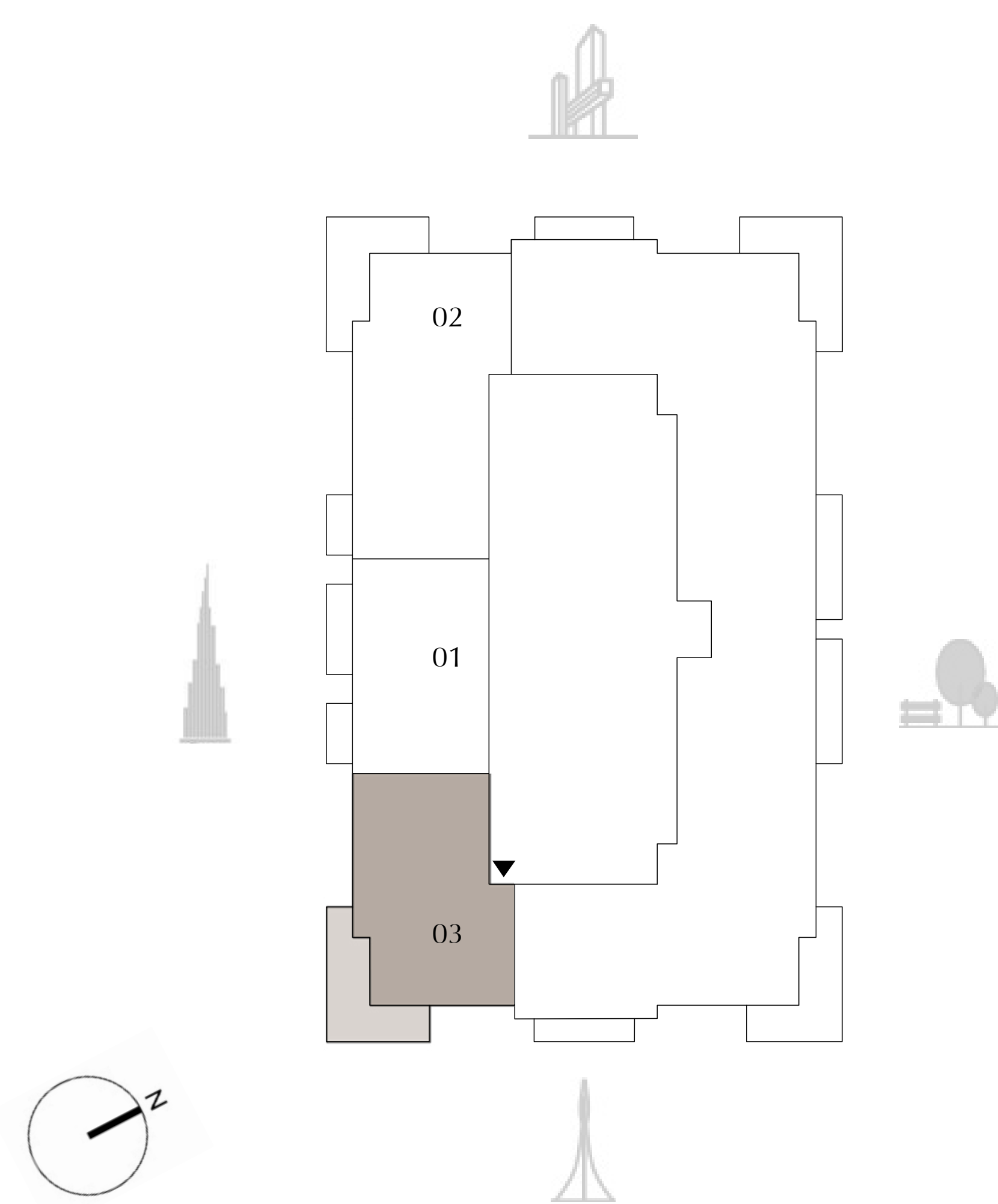
TOWER 4  
2 BEDROOM

LEVEL 29 UNIT 03

SUITE AREA	1,121.28 SQ.FT.	104.17 SQ.M.
BALCONY AREA	304.30 SQ.FT.	28.27 SQ.M.
TOTAL AREA	1,425.58 SQ.FT.	132.44 SQ.M.

KEY PLAN

KEY SECTION



FLOOR PLAN 1. All dimensions are in imperial and metric, and measured from finish to finish excluding construction tolerances. 2. All materials, dimensions, and drawings are approximate only. 3. Information is subject to change without notice, at developer's absolute discretion. 4. Actual area may vary from the stated area. 5. Drawings not to scale. 6. All images used are for illustrative purposes only and do not represent the actual size, features, specifications, fittings, and furnishings. 7. The developer reserves the right to make revisions / alterations, at it's absolute discretion, without any liability whatsoever.





ADDRESS  
RESIDENCES  
ZABEEL

DIFC Views

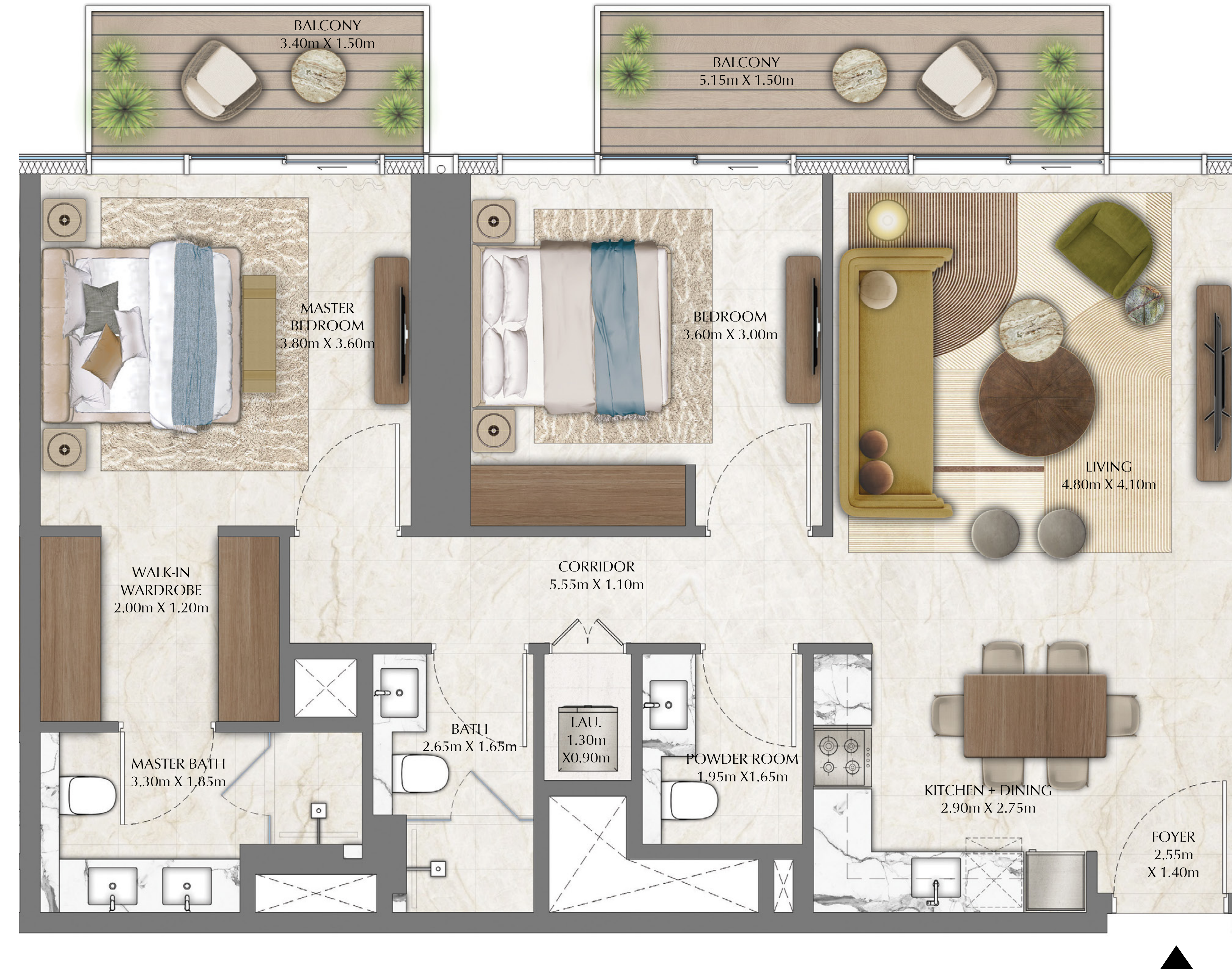
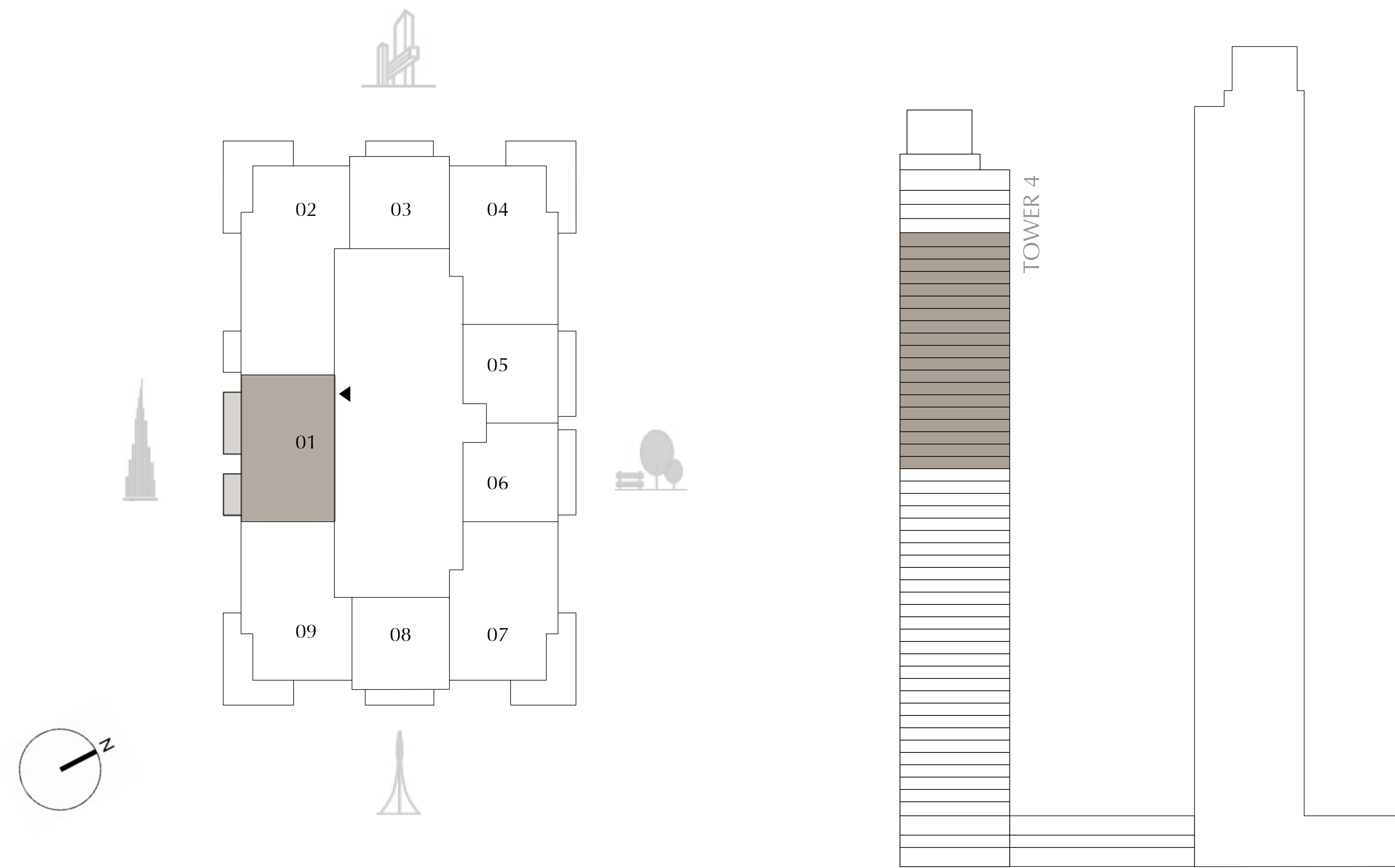
TOWER 4  
2 BEDROOM

LEVELS 31 - 49 UNIT 01

SUITE AREA	1,003.52 SQ.FT.	93.23 SQ.M.
BALCONY AREA	143.16 SQ.FT.	13.30 SQ.M.
TOTAL AREA	1,146.68 SQ.FT.	106.53 SQ.M.

KEY PLAN

KEY SECTION



FLOOR PLAN 1. All dimensions are in imperial and metric, and measured from finish to finish excluding construction tolerances. 2. All materials, dimensions, and drawings are approximate only. 3. Information is subject to change without notice, at developer's absolute discretion. 4. Actual area may vary from the stated area. 5. Drawings not to scale. 6. All images used are for illustrative purposes only and do not represent the actual size, features, specifications, fittings, and furnishings. 7. The developer reserves the right to make revisions / alterations, at it's absolute discretion, without any liability whatsoever.



ADDRESS  
RESIDENCES  
ZABEEL

DIFC Views


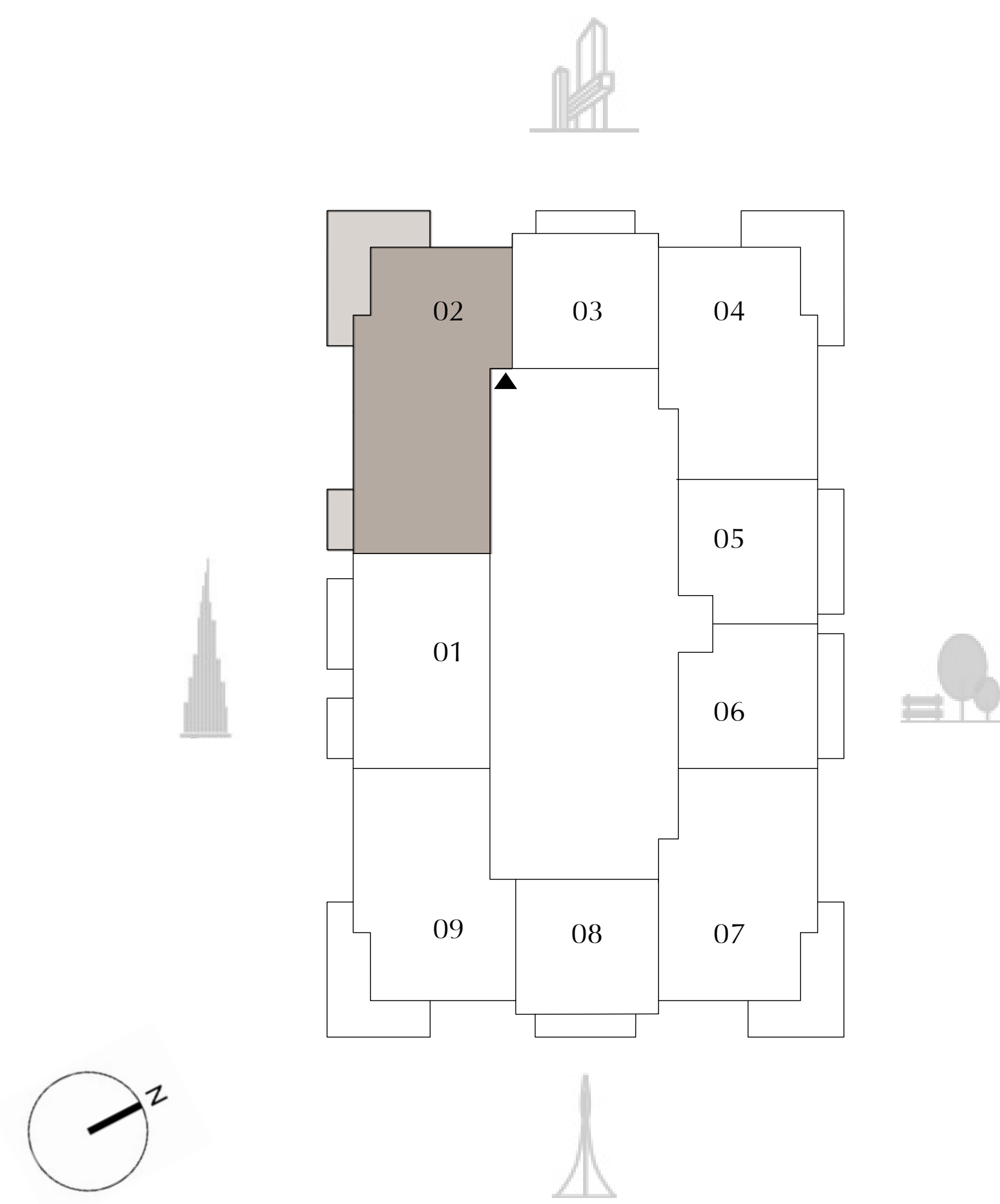
TOWER 4  
3 BEDROOM

LEVELS 31 - 49 UNIT 02

SUITE AREA	1476.92 SQ.FT.	137.21 SQ.M.
BALCONY AREA	360.70 SQ.FT.	33.51 SQ.M.
TOTAL AREA	1837.62 SQ.FT.	170.72 SQ.M.

KEY PLAN

KEY SECTION



FLOOR PLAN 1. All dimensions are in imperial and metric, and measured from finish to finish excluding construction tolerances. 2. All materials, dimensions, and drawings are approximate only. 3. Information is subject to change without notice, at developer's absolute discretion. 4. Actual area may vary from the stated area. 5. Drawings not to scale. 6. All images used are for illustrative purposes only and do not represent the actual size, features, specifications, fittings, and furnishings. 7. The developer reserves the right to make revisions / alterations, at it's absolute discretion, without any liability whatsoever.





ADDRESS  
RESIDENCES  
ZABEEL

DIFC Views

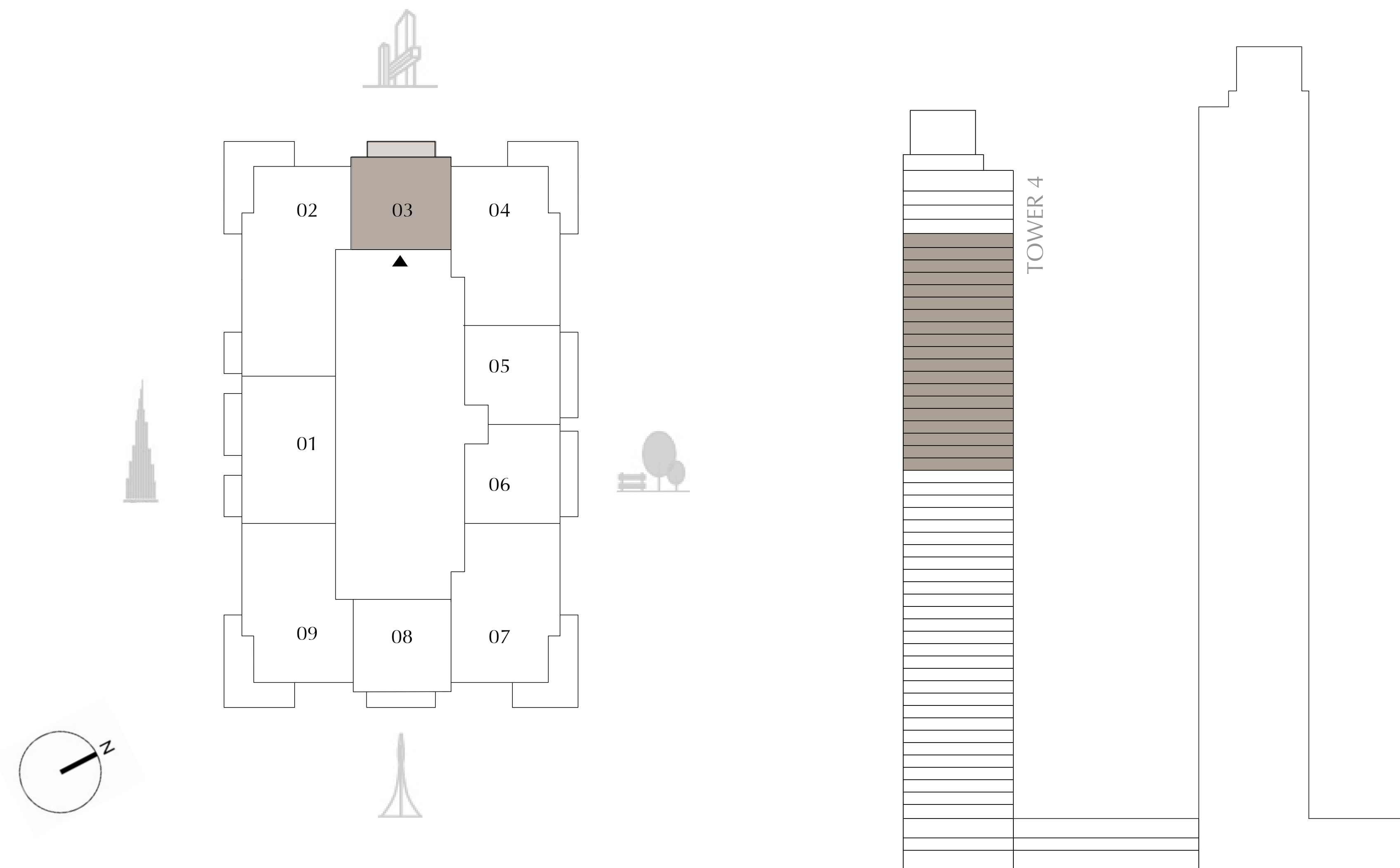
TOWER 4  
1 BEDROOM

LEVELS 31 - 49     UNIT 03

SUITE AREA	664.24 SQ.FT.	61.71 SQ.M.
BALCONY AREA	95.80 SQ.FT.	8.90 SQ.M.
TOTAL AREA	760.04 SQ.FT.	70.61 SQ.M.

KEY PLAN

KEY SECTION



FLOOR PLAN 1. All dimensions are in imperial and metric, and measured from finish to finish excluding construction tolerances. 2. All materials, dimensions, and drawings are approximate only. 3. Information is subject to change without notice, at developer's absolute discretion. 4. Actual area may vary from the stated area. 5. Drawings not to scale. 6. All images used are for illustrative purposes only and do not represent the actual size, features, specifications, fittings, and furnishings. 7. The developer reserves the right to make revisions / alterations, at it's absolute discretion, without any liability whatsoever.





ADDRESS  
RESIDENCES  
ZABEEL

DIFC Views

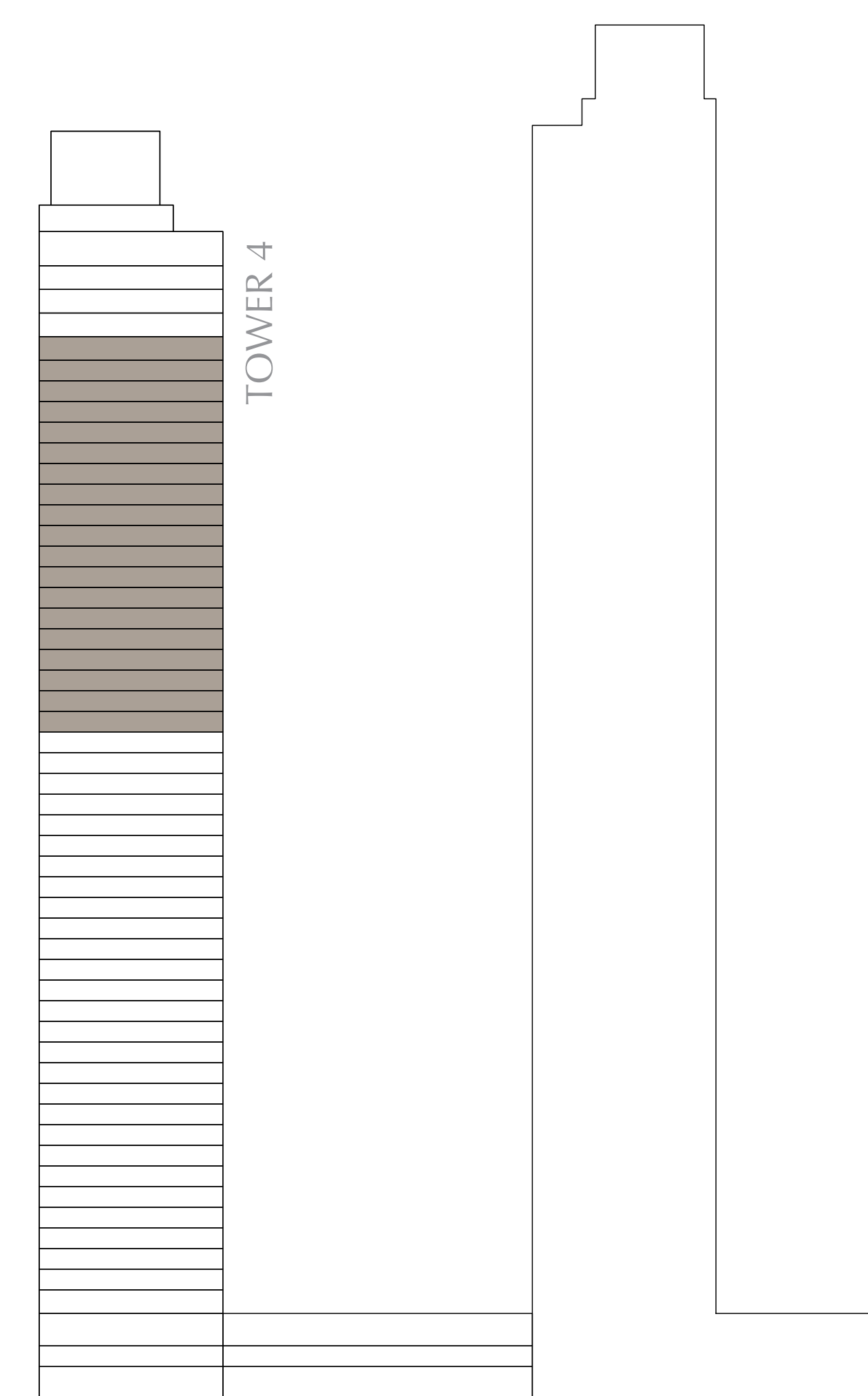
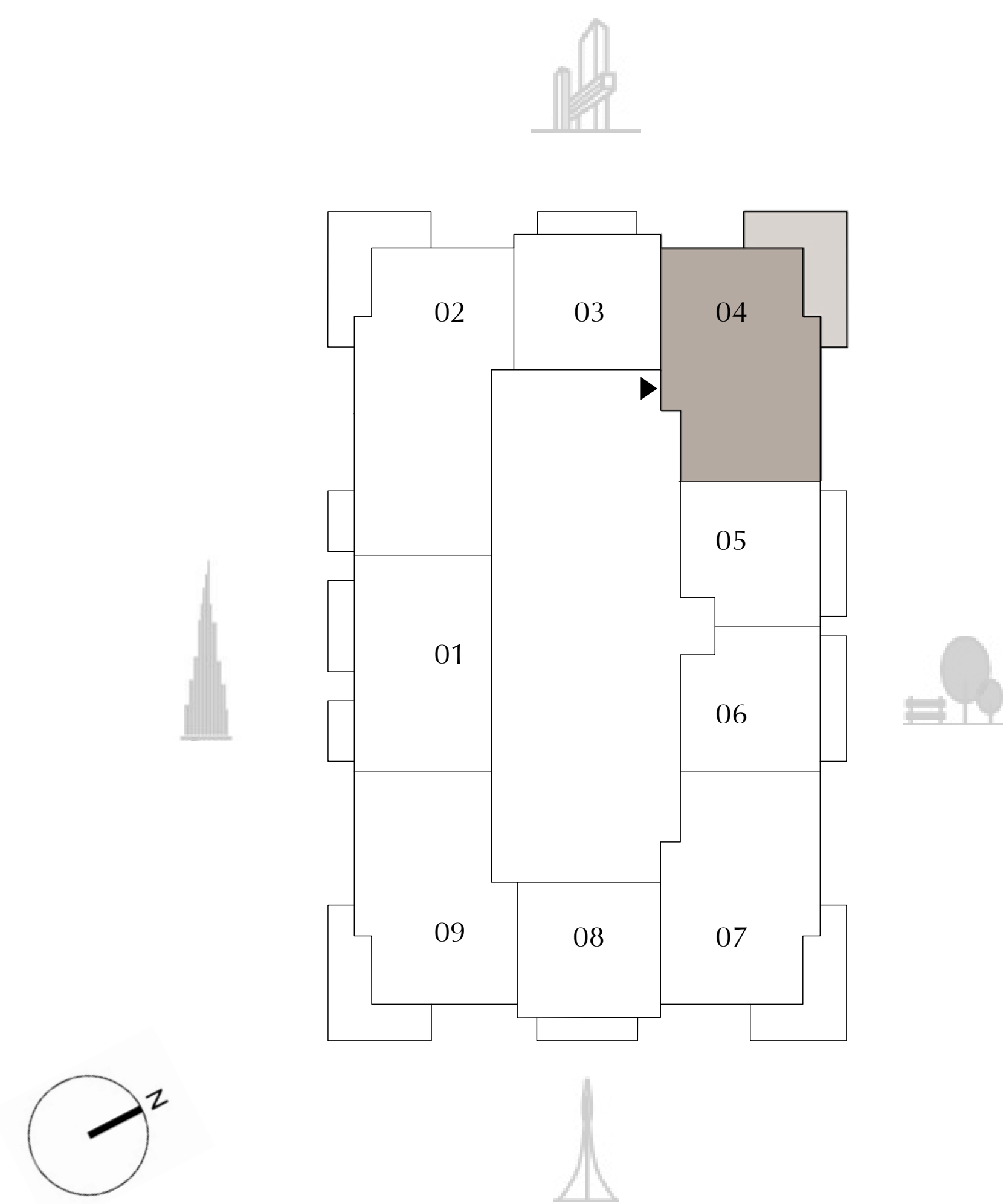
TOWER 4  
2 BEDROOM

LEVELS 31 - 49 UNIT 04

SUITE AREA	1,140.22 SQ.FT.	105.93 SQ.M.
BALCONY AREA	304.30 SQ.FT.	28.27 SQ.M.
TOTAL AREA	1,444.52 SQ.FT.	134.20 SQ.M.

KEY PLAN

KEY SECTION



FLOOR PLAN 1. All dimensions are in imperial and metric, and measured from finish to finish excluding construction tolerances. 2. All materials, dimensions, and drawings are approximate only. 3. Information is subject to change without notice, at developer's absolute discretion. 4. Actual area may vary from the stated area. 5. Drawings not to scale. 6. All images used are for illustrative purposes only and do not represent the actual size, features, specifications, fittings, and furnishings. 7. The developer reserves the right to make revisions / alterations, at it's absolute discretion, without any liability whatsoever.





ADDRESS  
RESIDENCES  
ZABEEL

DIFC Views

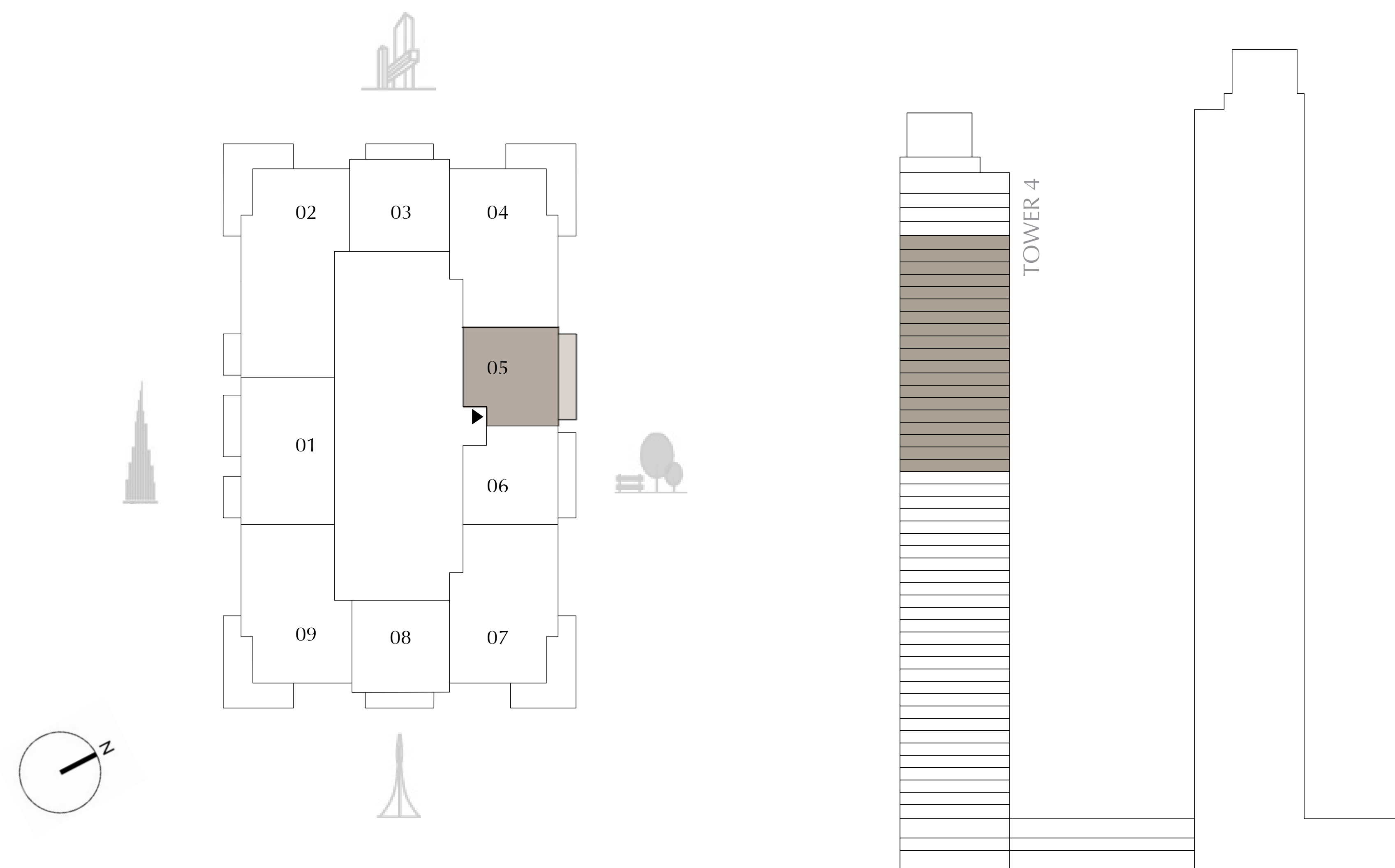
TOWER 4  
1 BEDROOM

LEVELS 31 - 49      UNIT 05

SUITE AREA	644.33 SQ.FT.	59.86 SQ.M.
BALCONY AREA	118.94 SQ.FT.	11.05 SQ.M.
TOTAL AREA	763.27 SQ.FT.	70.91 SQ.M.

KEY PLAN

KEY SECTION



FLOOR PLAN 1. All dimensions are in imperial and metric, and measured from finish to finish excluding construction tolerances. 2. All materials, dimensions, and drawings are approximate only. 3. Information is subject to change without notice, at developer's absolute discretion. 4. Actual area may vary from the stated area. 5. Drawings not to scale. 6. All images used are for illustrative purposes only and do not represent the actual size, features, specifications, fittings, and furnishings. 7. The developer reserves the right to make revisions / alterations, at it's absolute discretion, without any liability whatsoever.





ADDRESS  
RESIDENCES  
ZABEEL

DIFC Views

TOWER 4  
1 BEDROOM

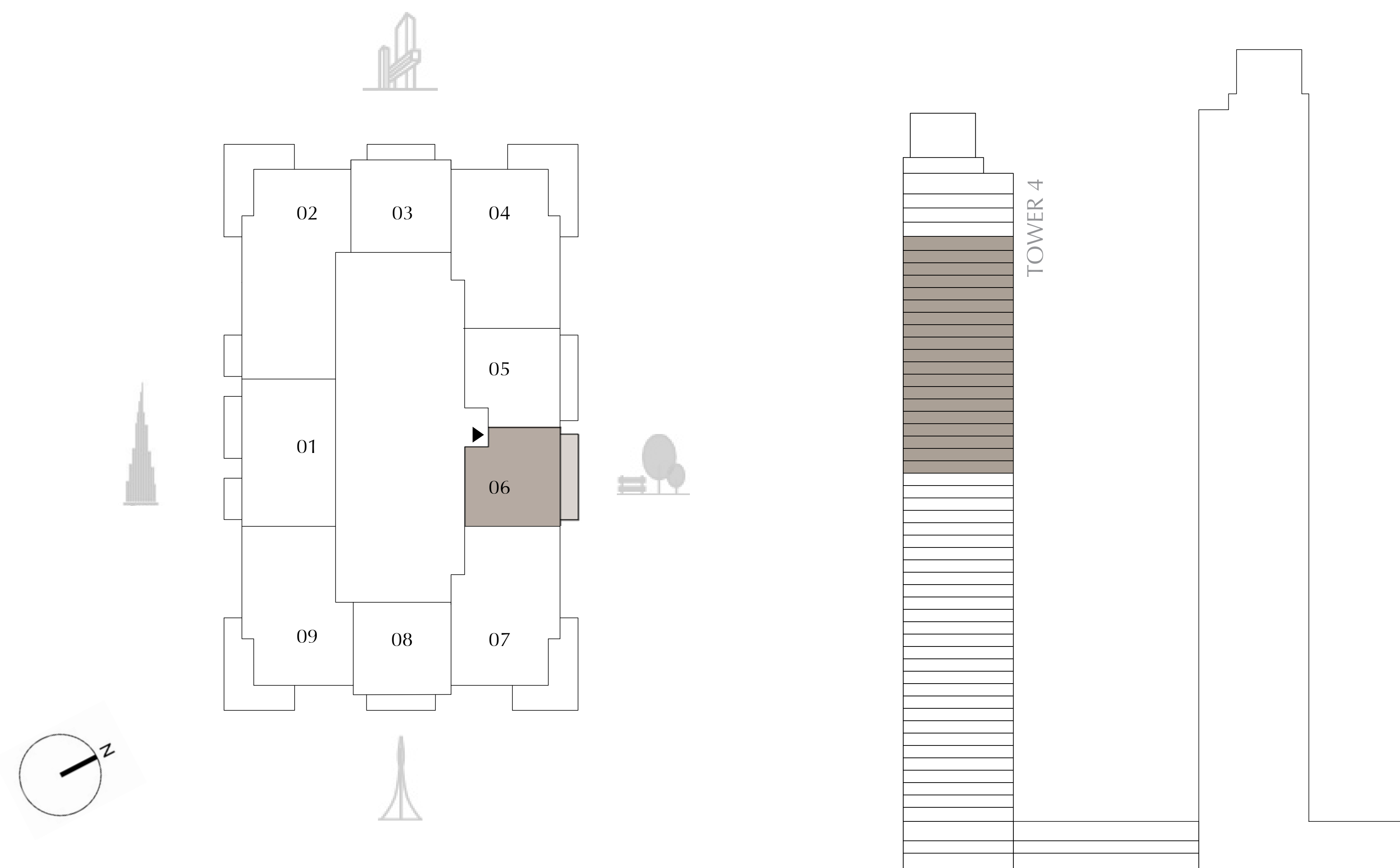
LEVELS 31 - 49     UNIT 06

SUITE AREA	644.33 SQ.FT.	59.86 SQ.M.
BALCONY AREA	118.94 SQ.FT.	11.05 SQ.M.
TOTAL AREA	763.27 SQ.FT.	70.91 SQ.M.



KEY PLAN

KEY SECTION



FLOOR PLAN 1. All dimensions are in imperial and metric, and measured from finish to finish excluding construction tolerances. 2. All materials, dimensions, and drawings are approximate only. 3. Information is subject to change without notice, at developer's absolute discretion. 4. Actual area may vary from the stated area. 5. Drawings not to scale. 6. All images used are for illustrative purposes only and do not represent the actual size, features, specifications, fittings, and furnishings. 7. The developer reserves the right to make revisions / alterations, at it's absolute discretion, without any liability whatsoever.





ADDRESS  
RESIDENCES  
ZABEEL

DIFC Views

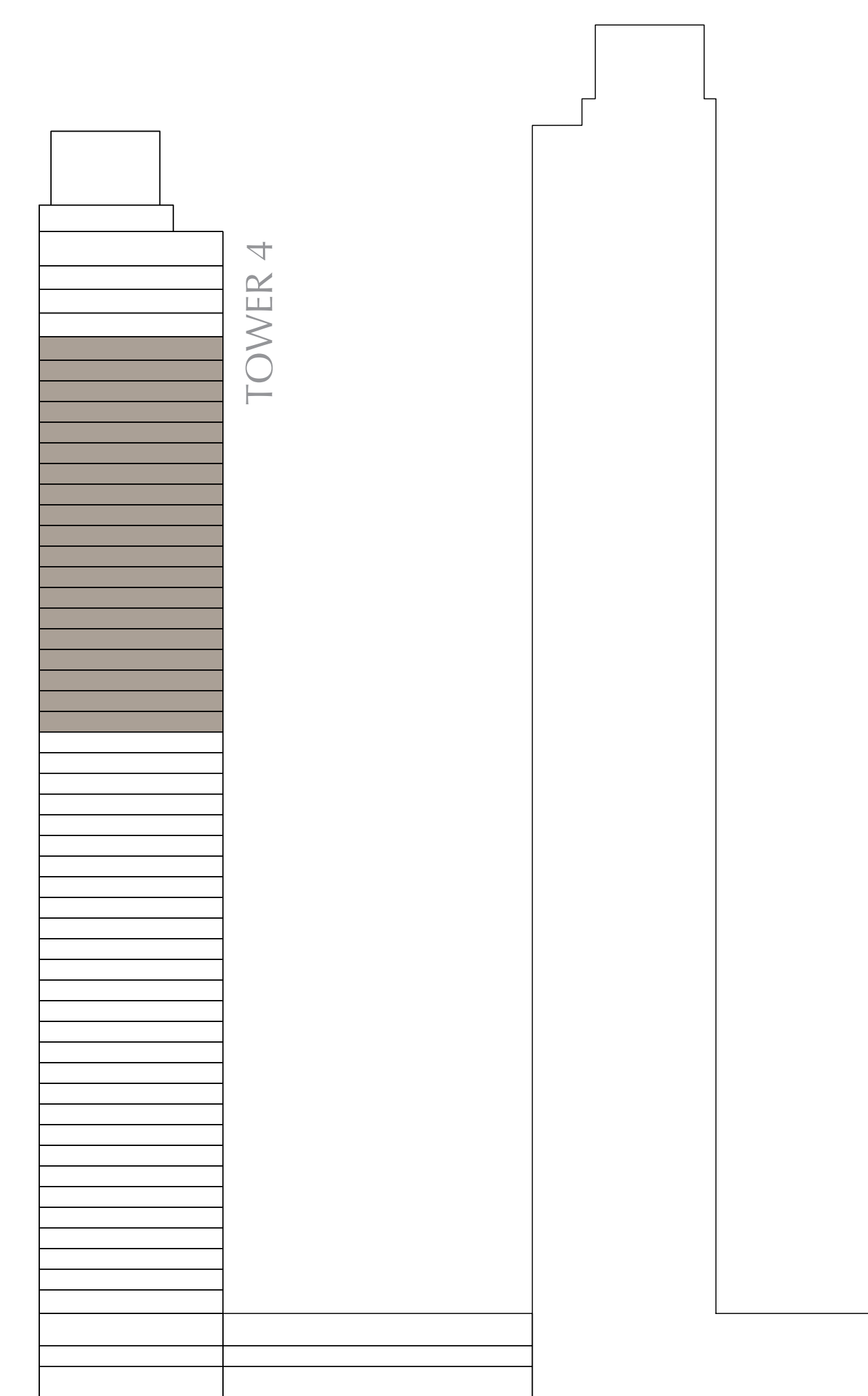
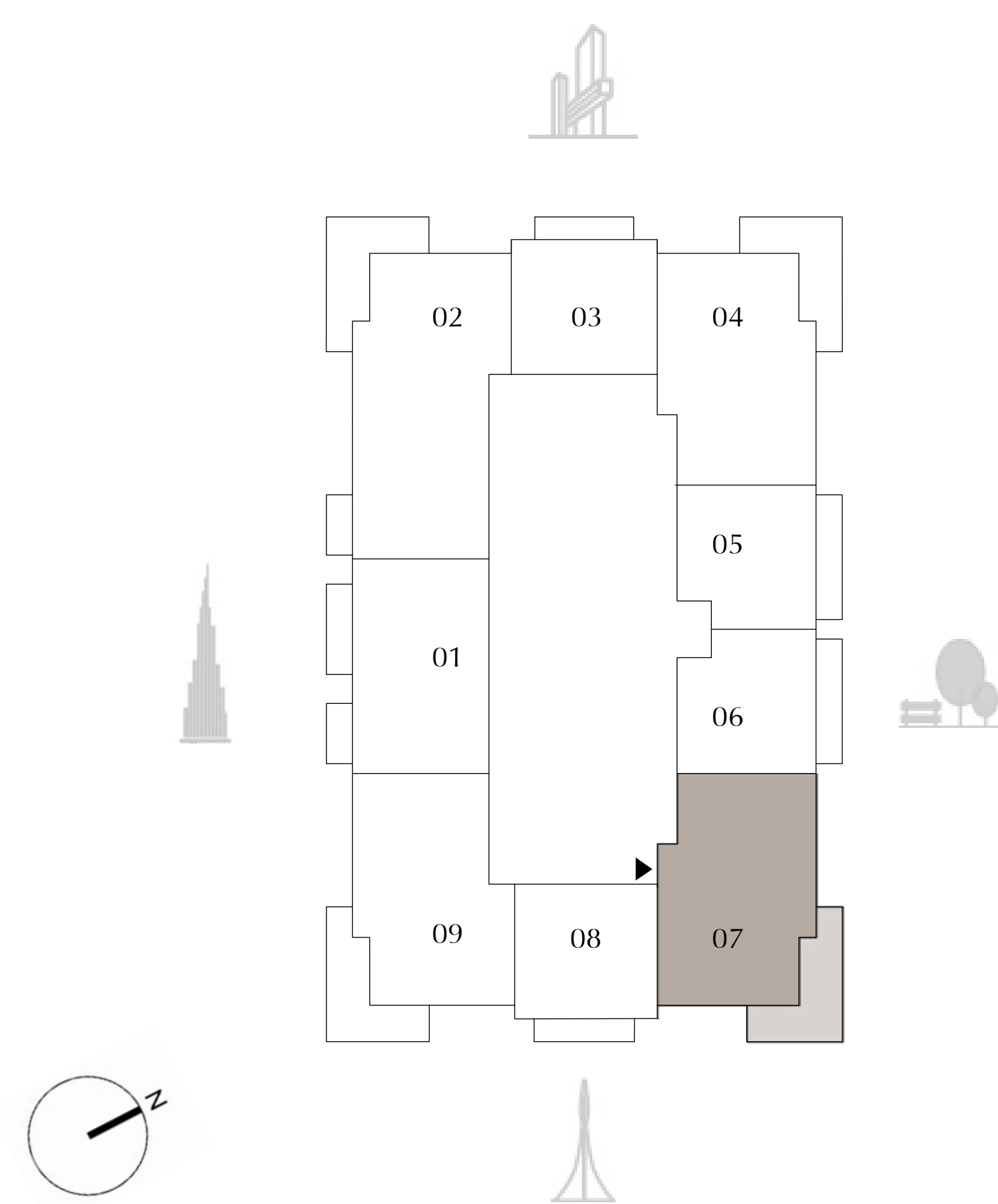
TOWER 4  
2 BEDROOM

LEVELS 31 - 49 UNIT 07

SUITE AREA	1,140.22 SQ.FT.	105.93 SQ.M.
BALCONY AREA	304.30 SQ.FT.	28.27 SQ.M.
TOTAL AREA	1,444.52 SQ.FT.	134.20 SQ.M.

KEY PLAN

KEY SECTION



FLOOR PLAN 1. All dimensions are in imperial and metric, and measured from finish to finish excluding construction tolerances. 2. All materials, dimensions, and drawings are approximate only. 3. Information is subject to change without notice, at developer's absolute discretion. 4. Actual area may vary from the stated area. 5. Drawings not to scale. 6. All images used are for illustrative purposes only and do not represent the actual size, features, specifications, fittings, and furnishings. 7. The developer reserves the right to make revisions / alterations, at it's absolute discretion, without any liability whatsoever.





ADDRESS  
RESIDENCES  
ZABEEL

DIFC Views

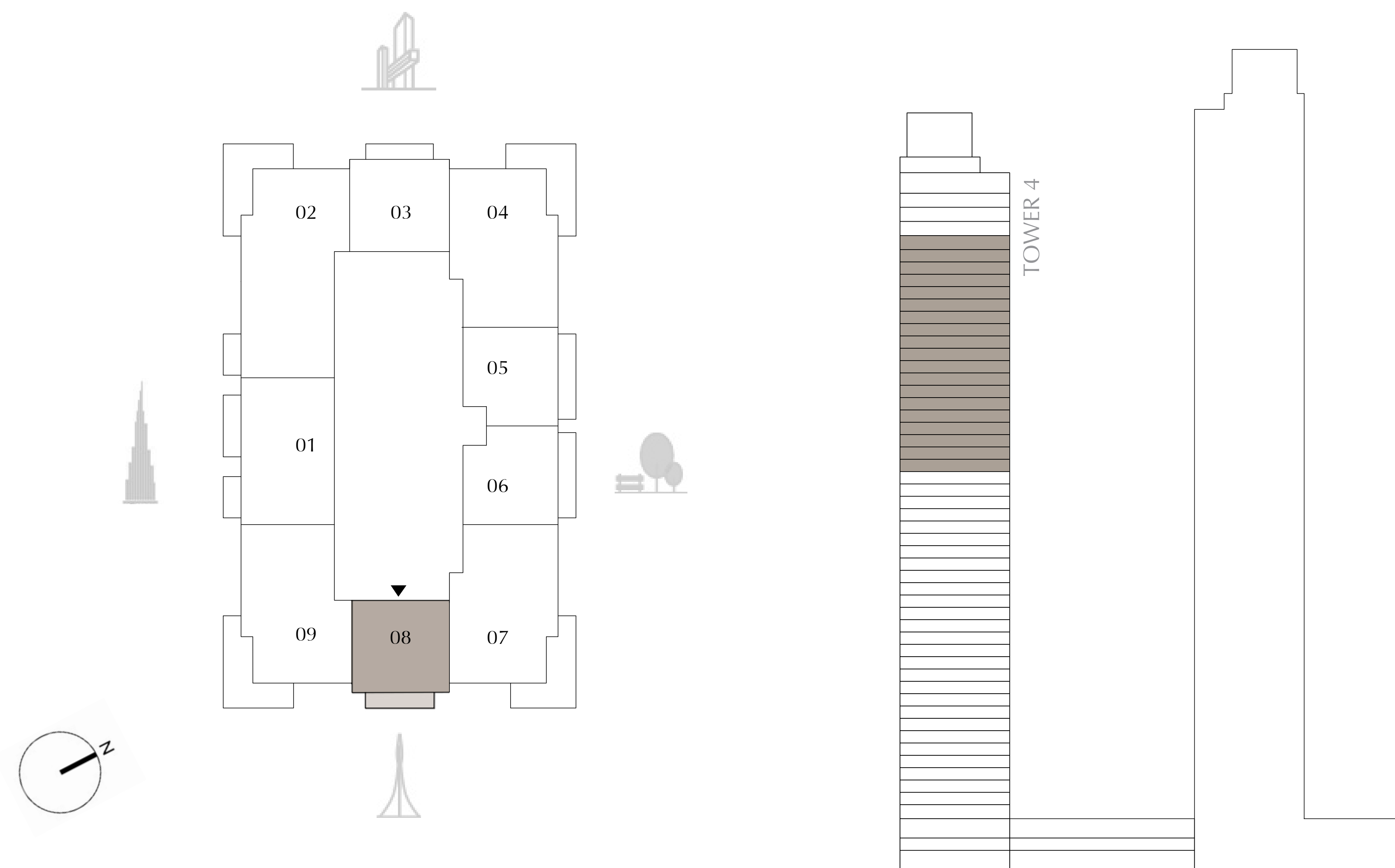
TOWER 4  
1 BEDROOM

LEVELS 31 - 49     UNIT 08

SUITE AREA	671.24 SQ.FT.	62.36 SQ.M.
BALCONY AREA	95.80 SQ.FT.	8.90 SQ.M.
TOTAL AREA	767.04 SQ.FT.	71.26 SQ.M.

KEY PLAN

KEY SECTION



FLOOR PLAN 1. All dimensions are in imperial and metric, and measured from finish to finish excluding construction tolerances. 2. All materials, dimensions, and drawings are approximate only. 3. Information is subject to change without notice, at developer's absolute discretion. 4. Actual area may vary from the stated area. 5. Drawings not to scale. 6. All images used are for illustrative purposes only and do not represent the actual size, features, specifications, fittings, and furnishings. 7. The developer reserves the right to make revisions / alterations, at it's absolute discretion, without any liability whatsoever.





ADDRESS  
RESIDENCES  
ZABEEL

DIFC Views

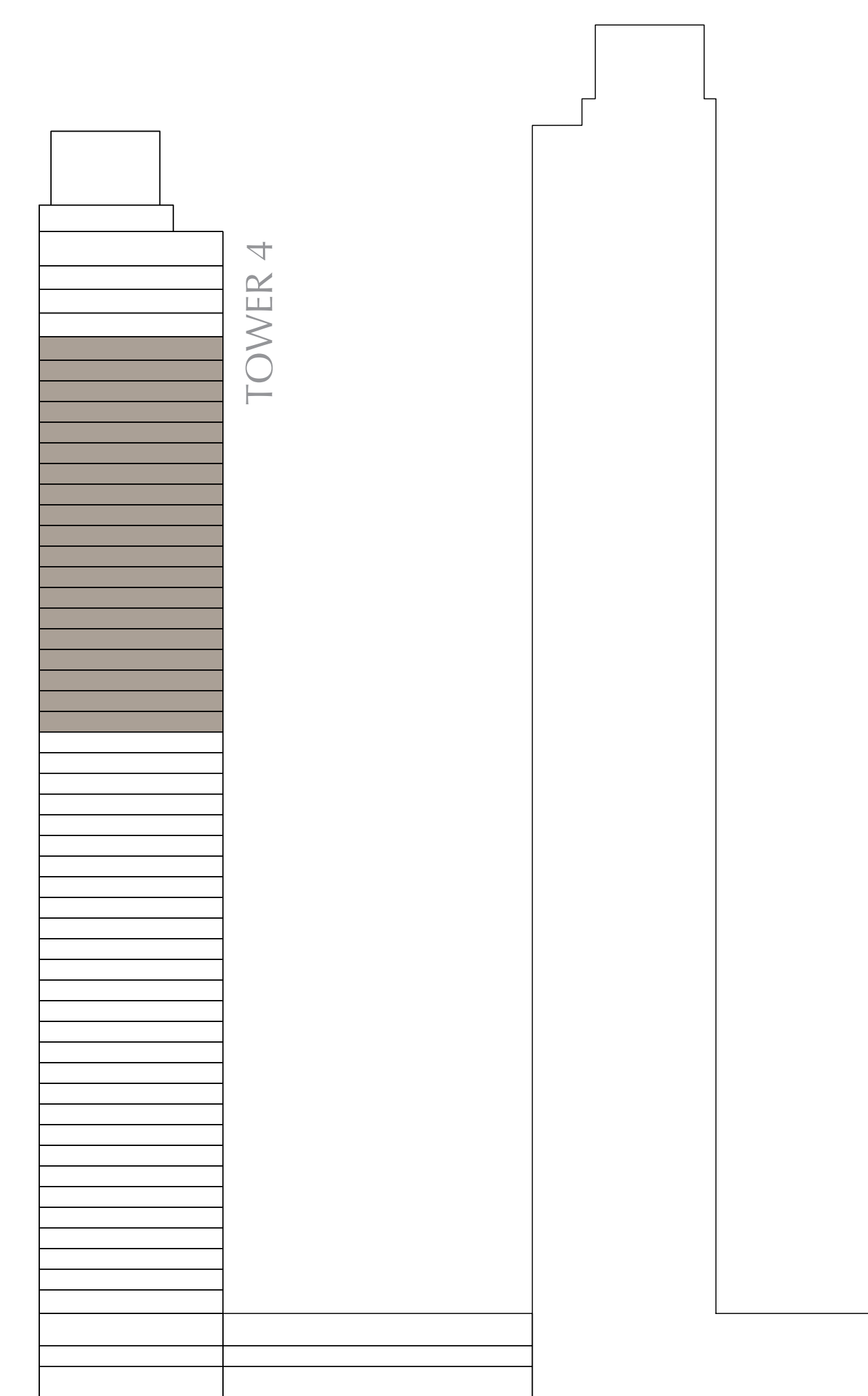
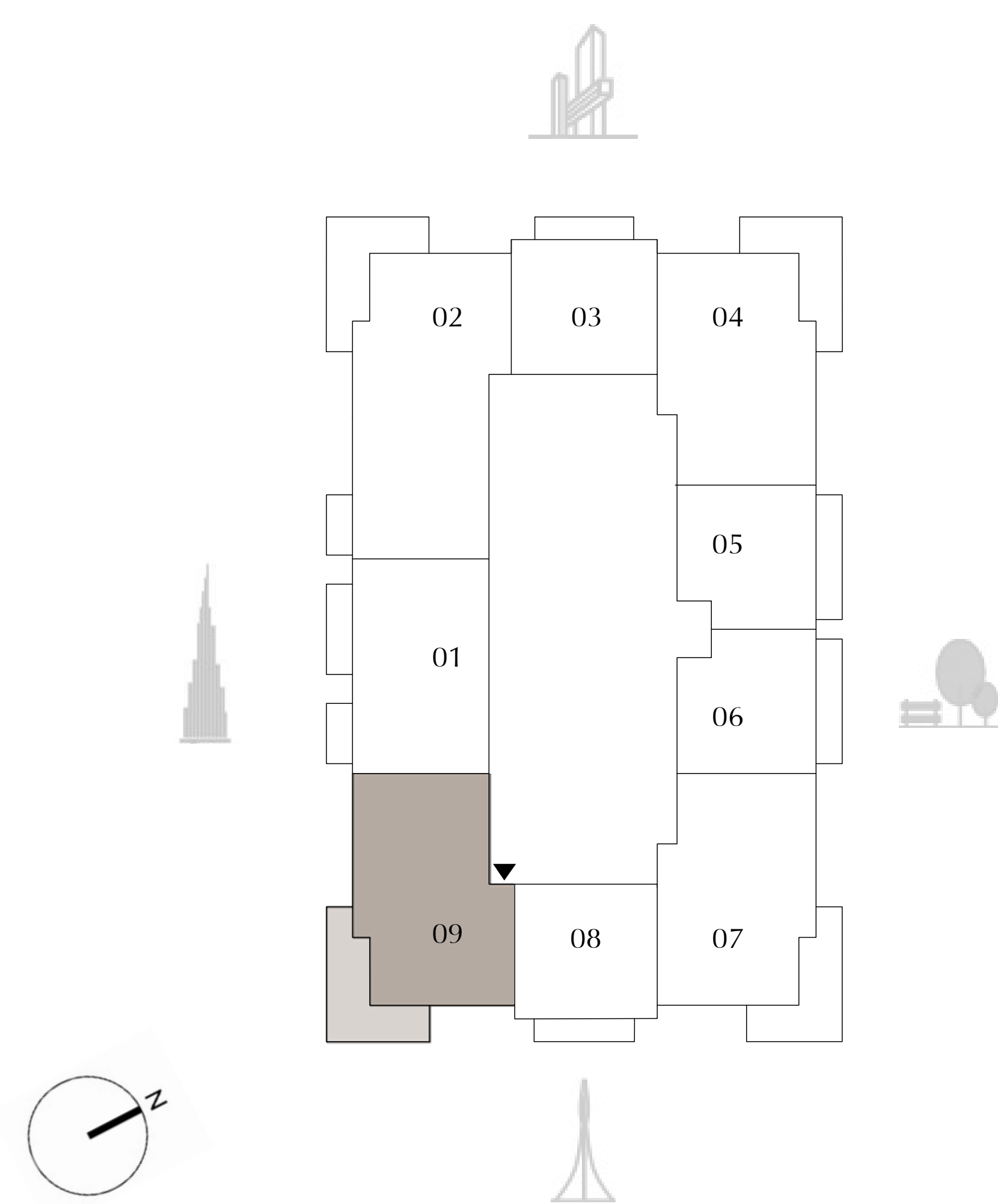
TOWER 4  
2 BEDROOM

LEVELS 31 - 49     UNIT 09

SUITE AREA	1,120.42 SQ.FT.	104.09 SQ.M.
BALCONY AREA	304.30 SQ.FT.	28.27 SQ.M.
TOTAL AREA	1,424.72 SQ.FT.	132.36 SQ.M.

KEY PLAN

KEY SECTION



FLOOR PLAN 1. All dimensions are in imperial and metric, and measured from finish to finish excluding construction tolerances. 2. All materials, dimensions, and drawings are approximate only. 3. Information is subject to change without notice, at developer's absolute discretion. 4. Actual area may vary from the stated area. 5. Drawings not to scale. 6. All images used are for illustrative purposes only and do not represent the actual size, features, specifications, fittings, and furnishings. 7. The developer reserves the right to make revisions / alterations, at it's absolute discretion, without any liability whatsoever.



**ADDRESS**  
**RESIDENCES**  
**ZABEEL**

DIFC Views

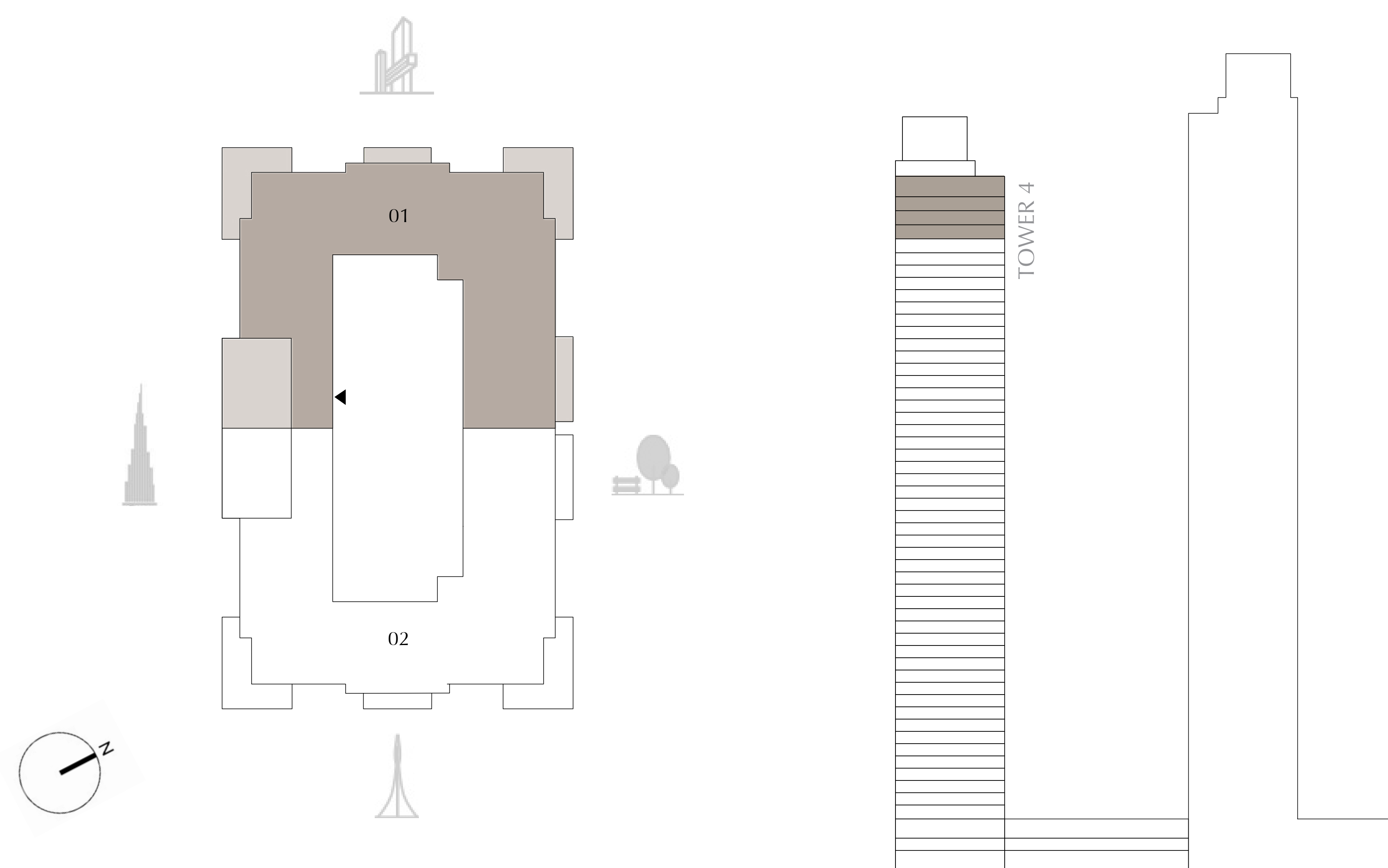
**TOWER 4**  
**4 BEDROOM | PENTHOUSE**

LEVELS 50 - 53    UNIT 01

SUITE AREA	3,955.84 SQ.FT.	367.51 SQ.M.
BALCONY AREA	1,319.12 SQ.FT.	122.55 SQ.M.
<b>TOTAL AREA</b>	<b>5,274.96 SQ.FT.</b>	<b>490.06 SQ.M.</b>

KEY PLAN

KEY SECTION



FLOOR PLAN 1. All dimensions are in imperial and metric, and measured from finish to finish excluding construction tolerances. 2. All materials, dimensions, and drawings are approximate only. 3. Information is subject to change without notice, at developer's absolute discretion. 4. Actual area may vary from the stated area. 5. Drawings not to scale. 6. All images used are for illustrative purposes only and do not represent the actual size, features, specifications, fittings, and furnishings. 7. The developer reserves the right to make revisions / alterations, at it's absolute discretion, without any liability whatsoever.



**ADDRESS**  
**RESIDENCES**  
**ZABEEL**

DIFC Views

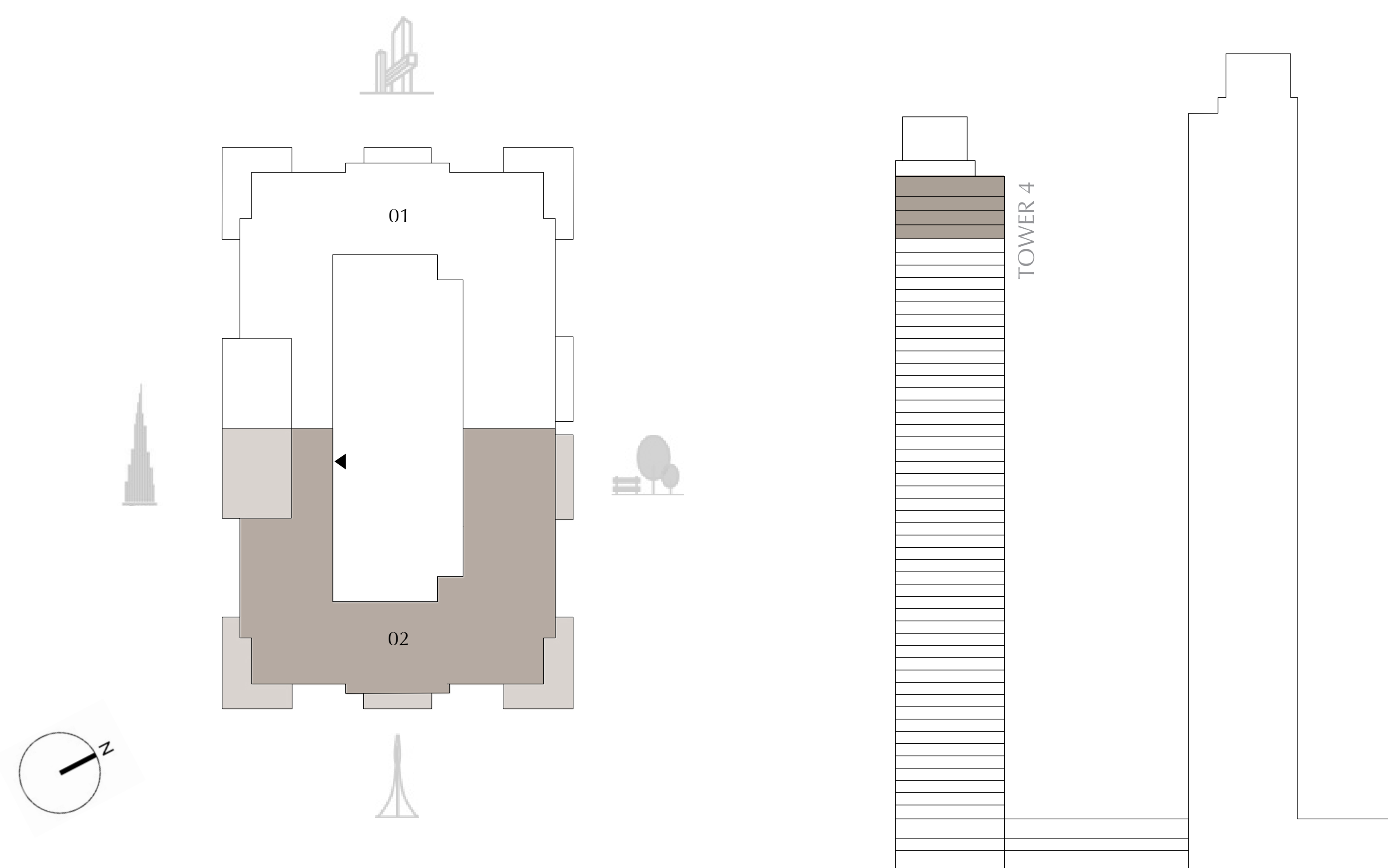
**TOWER 4**  
**4 BEDROOM | PENTHOUSE**

LEVELS 50 - 53     UNIT 02

SUITE AREA	3,955.20 SQ.FT.	367.45 SQ.M.
BALCONY AREA	1,320.41 SQ.FT.	122.67 SQ.M.
<b>TOTAL AREA</b>	<b>5,275.61 SQ.FT.</b>	<b>490.12 SQ.M.</b>

**KEY PLAN**

**KEY SECTION**



FLOOR PLAN 1. All dimensions are in imperial and metric, and measured from finish to finish excluding construction tolerances. 2. All materials, dimensions, and drawings are approximate only. 3. Information is subject to change without notice, at developer's absolute discretion. 4. Actual area may vary from the stated area. 5. Drawings not to scale. 6. All images used are for illustrative purposes only and do not represent the actual size, features, specifications, fittings, and furnishings. 7. The developer reserves the right to make revisions / alterations, at it's absolute discretion, without any liability whatsoever.