

DUBAI CREEK

HARBOUR

CREEK EDGE

FLOOR PLANS

EMAAR

TOWER 2

LEVEL 1

EMAAR

DUBAI CREEK HARBOUR

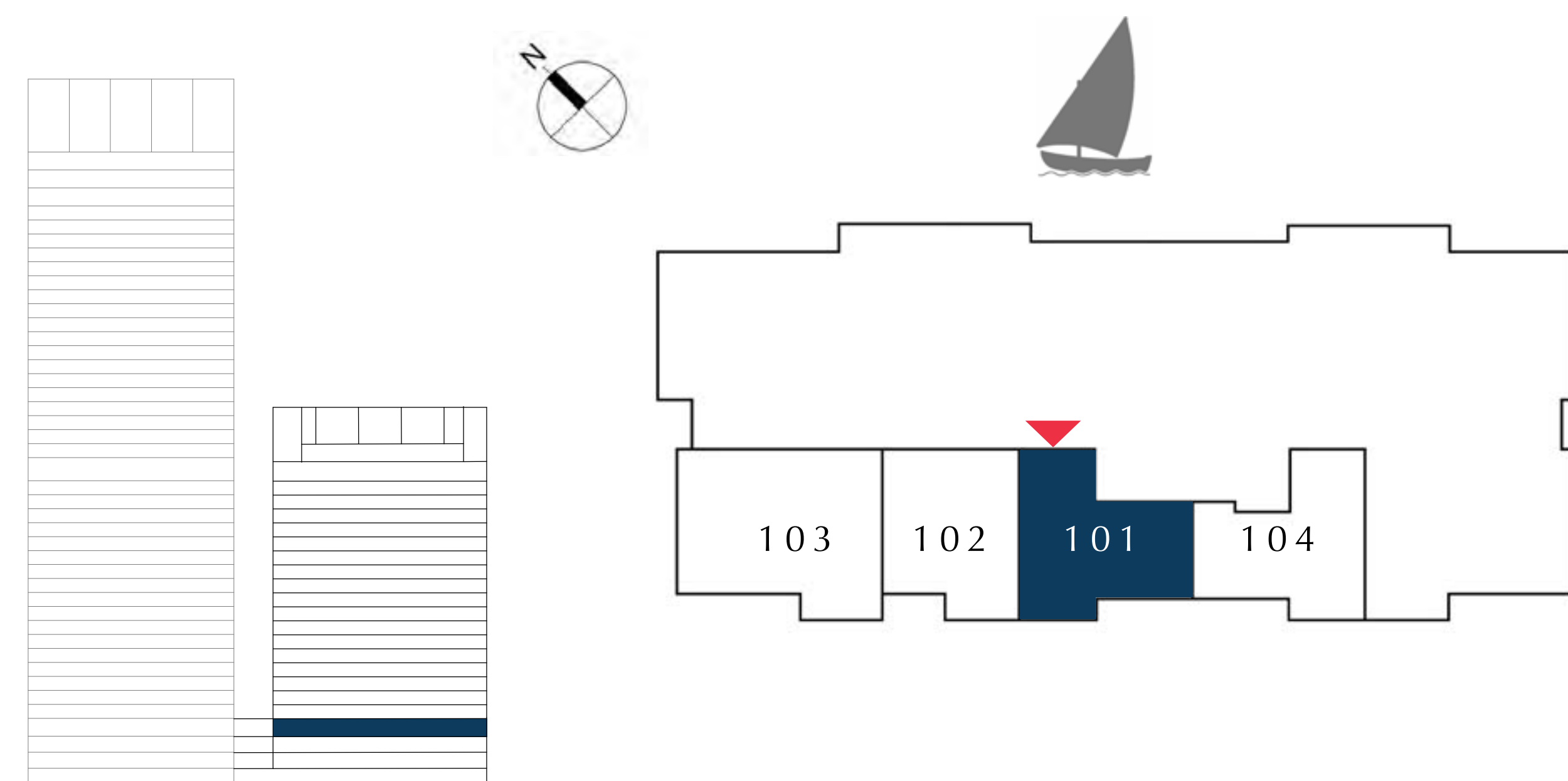
CREEK EDGE

TOWER 2

1 BEDROOM

UNIT 101 | LEVEL 1

SUITE AREA	708.70 SQ.FT.	65.84 SQ.M.
BALCONY AREA	70.18 SQ.FT.	6.52 SQ.M.
TOTAL AREA	778.88 SQ.FT.	72.36 SQ.M.



FLOOR PLAN 1. All dimensions are in imperial and metric, and measured from finish to finish excluding construction tolerances. 2. All materials, dimensions, and drawings are approximate only. 3. Information is subject to change without notice, at developer's absolute discretion. 4. Actual area may vary from the stated area. 5. Drawings not to scale. 6. All images used are for illustrative purposes only and do not represent the actual size, features, specifications, fittings, and furnishings. 7. The developer reserves the right to make revisions / alterations, at it's absolute discretion, without any liability whatsoever.

DUBAI CREEK HARBOUR

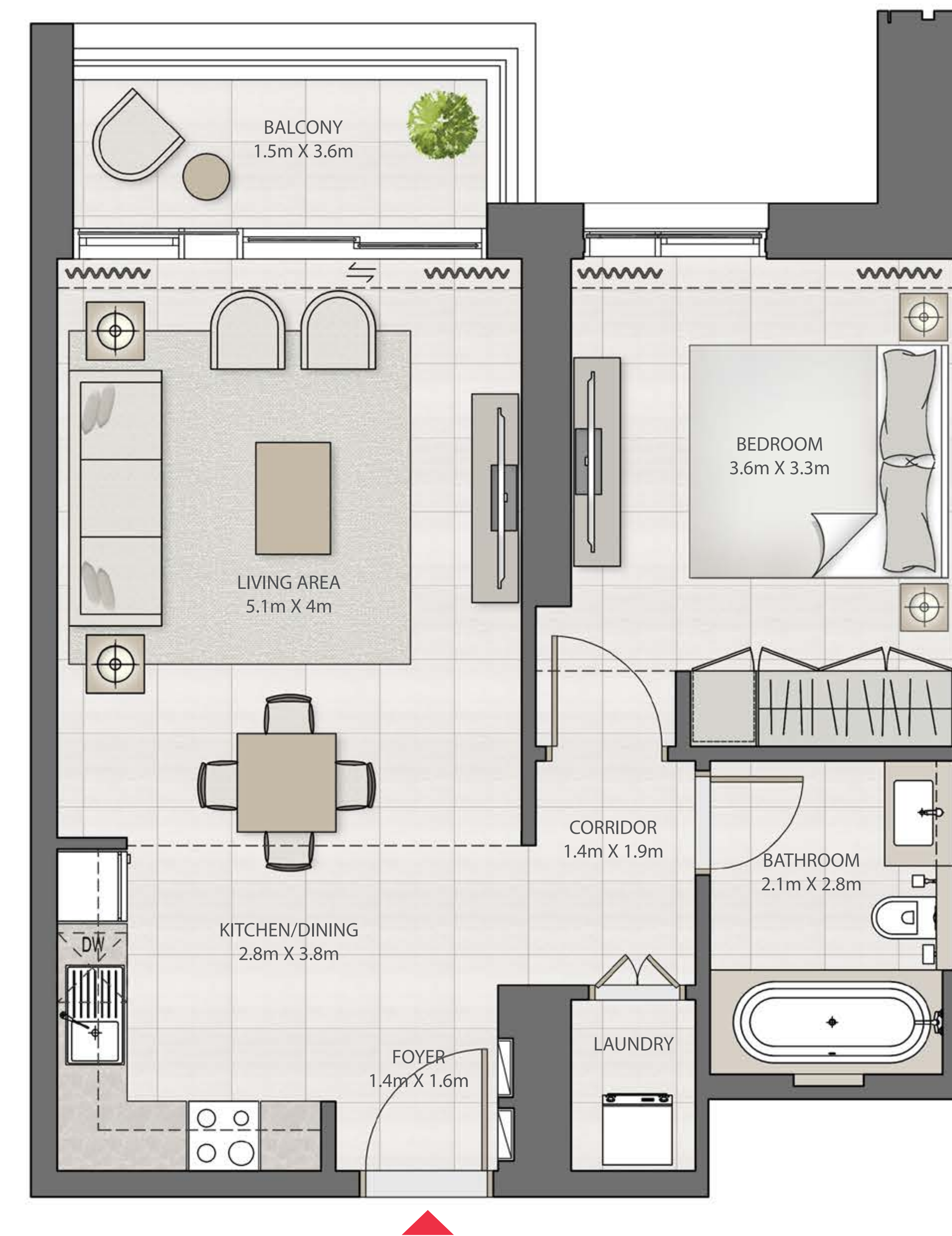
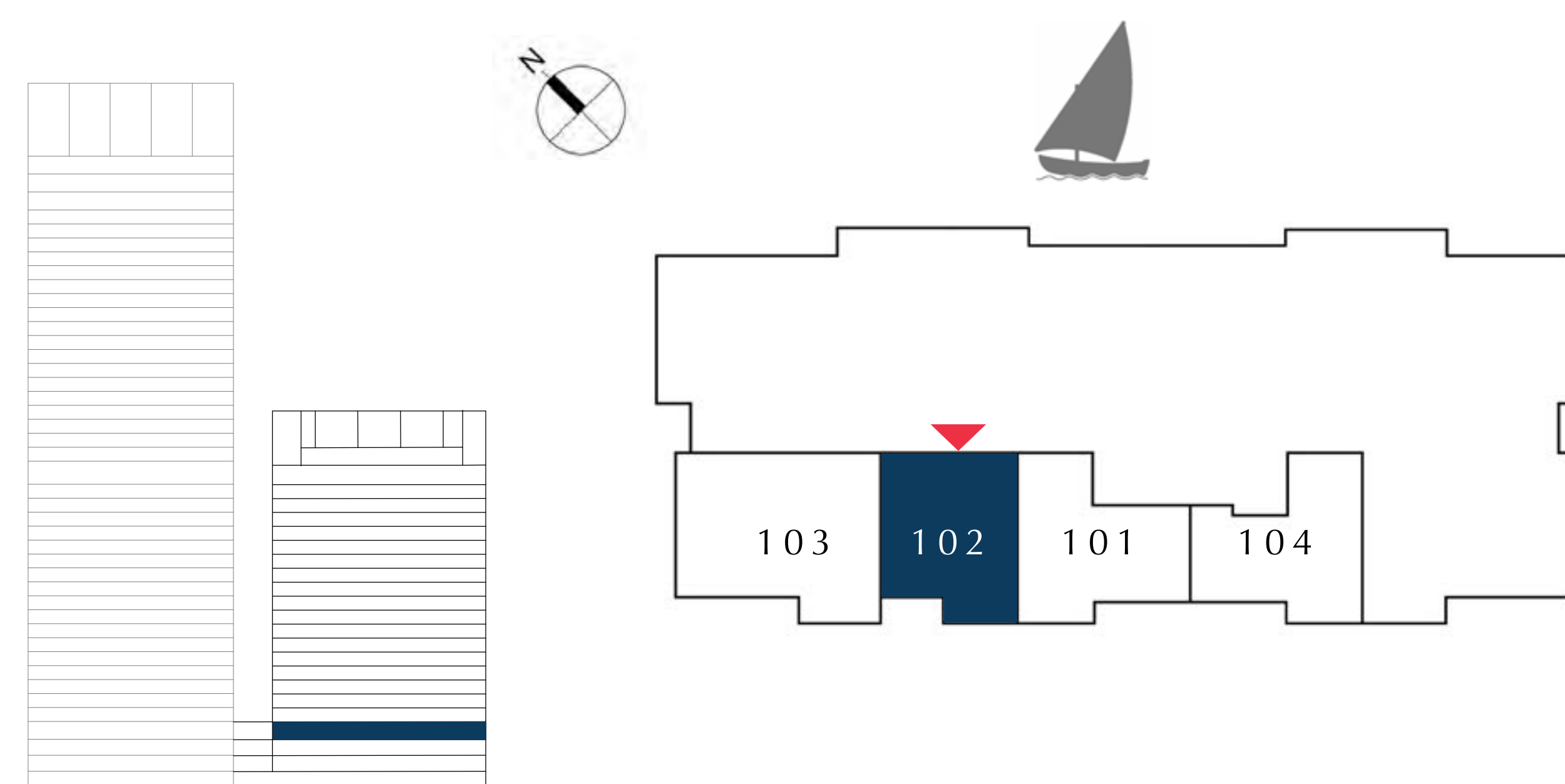
CREEK EDGE

TOWER 2

1 BEDROOM

UNIT 102 | LEVEL 1

SUITE AREA	674.57 SQ.FT.	62.67 SQ.M.
BALCONY AREA	66.41 SQ.FT.	6.17 SQ.M.
TOTAL AREA	740.98 SQ.FT.	68.84 SQ.M.



FLOOR PLAN 1. All dimensions are in imperial and metric, and measured from finish to finish excluding construction tolerances. 2. All materials, dimensions, and drawings are approximate only. 3. Information is subject to change without notice, at developer's absolute discretion. 4. Actual area may vary from the stated area. 5. Drawings not to scale. 6. All images used are for illustrative purposes only and do not represent the actual size, features, specifications, fittings, and furnishings. 7. The developer reserves the right to make revisions / alterations, at it's absolute discretion, without any liability whatsoever.

DUBAI CREEK HARBOUR

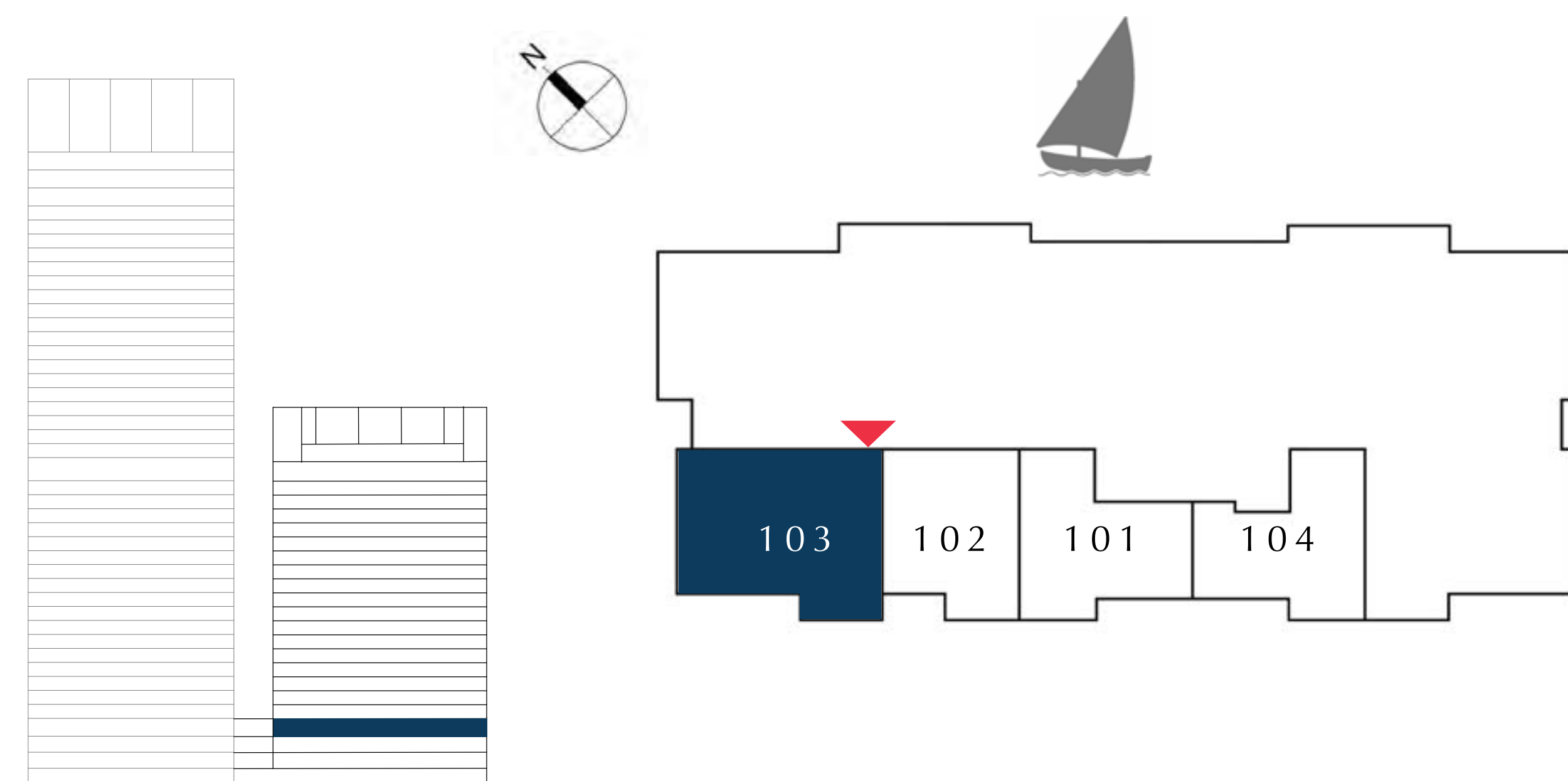
CREEK EDGE

TOWER 2

2 BEDROOM

UNIT 103 | LEVEL 1

SUITE AREA	1000.61 SQ.FT.	92.96 SQ.M.
BALCONY AREA	70.61 SQ.FT.	6.56 SQ.M.
TOTAL AREA	1071.22 SQ.FT.	99.52 SQ.M.



FLOOR PLAN 1. All dimensions are in imperial and metric, and measured from finish to finish excluding construction tolerances. 2. All materials, dimensions, and drawings are approximate only. 3. Information is subject to change without notice, at developer's absolute discretion. 4. Actual area may vary from the stated area. 5. Drawings not to scale. 6. All images used are for illustrative purposes only and do not represent the actual size, features, specifications, fittings, and furnishings. 7. The developer reserves the right to make revisions / alterations, at it's absolute discretion, without any liability whatsoever.

DUBAI CREEK HARBOUR

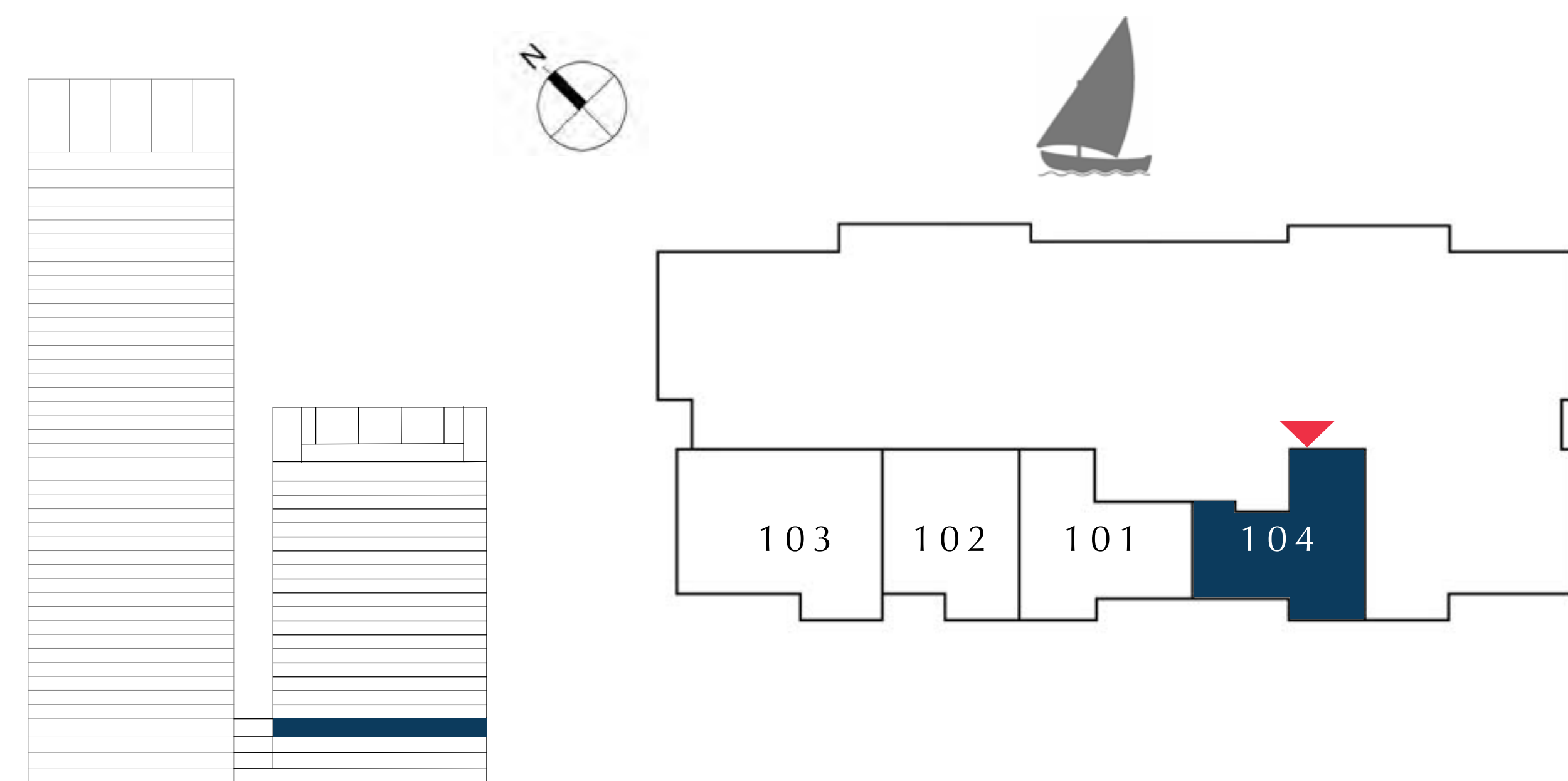
CREEK EDGE

TOWER 2

1 BEDROOM

UNIT 104 | LEVEL 1

SUITE AREA	696.53 SQ.FT.	64.71 SQ.M.
BALCONY AREA	63.08 SQ.FT.	5.86 SQ.M.
TOTAL AREA	759.61 SQ.FT.	70.57 SQ.M.



FLOOR PLAN 1. All dimensions are in imperial and metric, and measured from finish to finish excluding construction tolerances. 2. All materials, dimensions, and drawings are approximate only. 3. Information is subject to change without notice, at developer's absolute discretion. 4. Actual area may vary from the stated area. 5. Drawings not to scale. 6. All images used are for illustrative purposes only and do not represent the actual size, features, specifications, fittings, and furnishings. 7. The developer reserves the right to make revisions / alterations, at it's absolute discretion, without any liability whatsoever.

TOWER 2

LEVEL 2

EMAAR

DUBAI CREEK HARBOUR

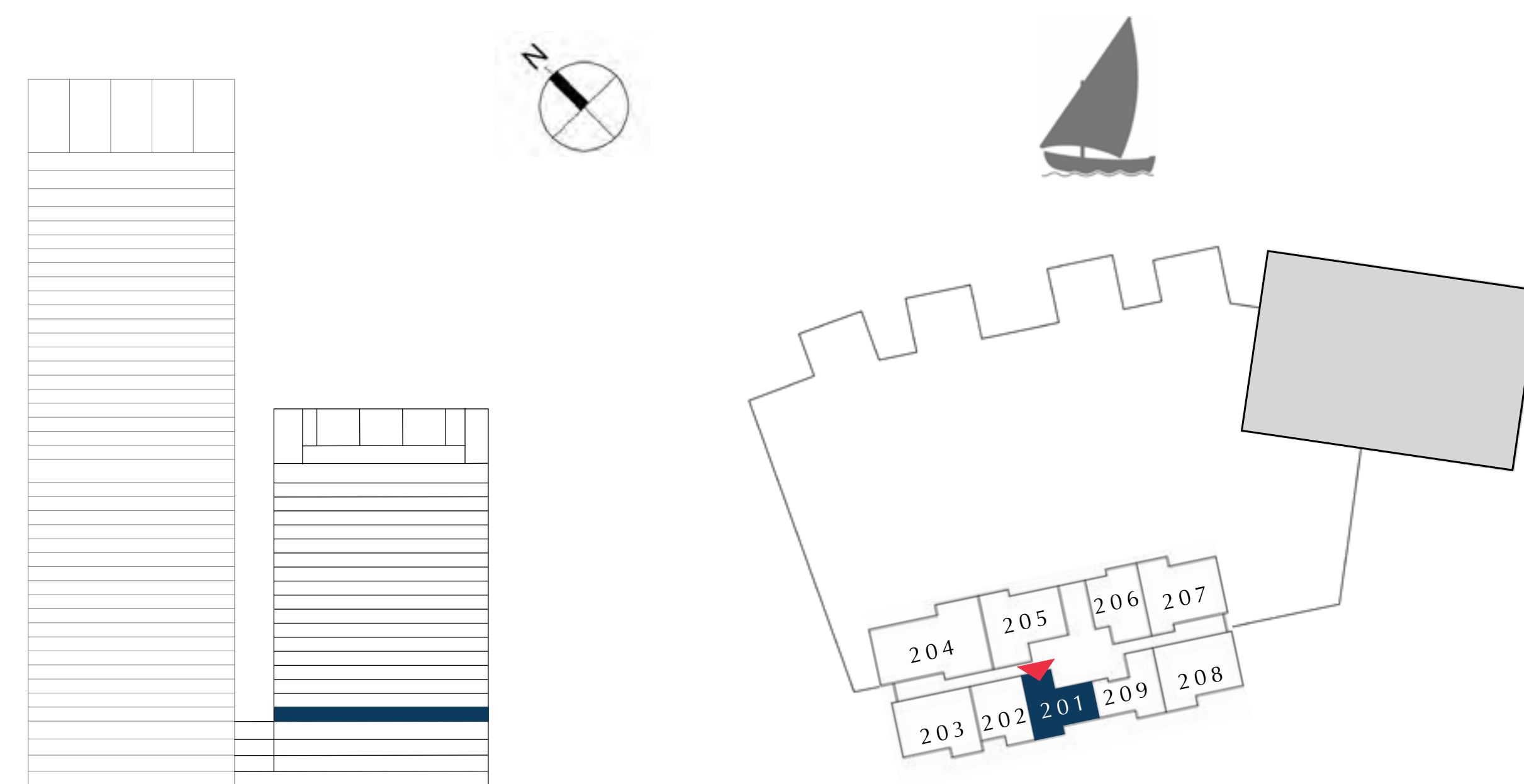
CREEK EDGE

TOWER 2

1 BEDROOM

UNIT 201 | LEVEL 2

SUITE AREA	708.70 SQ.FT.	65.84 SQ.M.
BALCONY AREA	70.18 SQ.FT.	6.52 SQ.M.
TOTAL AREA	778.88 SQ.FT.	72.36 SQ.M.



FLOOR PLAN 1. All dimensions are in imperial and metric, and measured from finish to finish excluding construction tolerances. 2. All materials, dimensions, and drawings are approximate only. 3. Information is subject to change without notice, at developer's absolute discretion. 4. Actual area may vary from the stated area. 5. Drawings not to scale. 6. All images used are for illustrative purposes only and do not represent the actual size, features, specifications, fittings, and furnishings. 7. The developer reserves the right to make revisions / alterations, at it's absolute discretion, without any liability whatsoever.

DUBAI CREEK HARBOUR

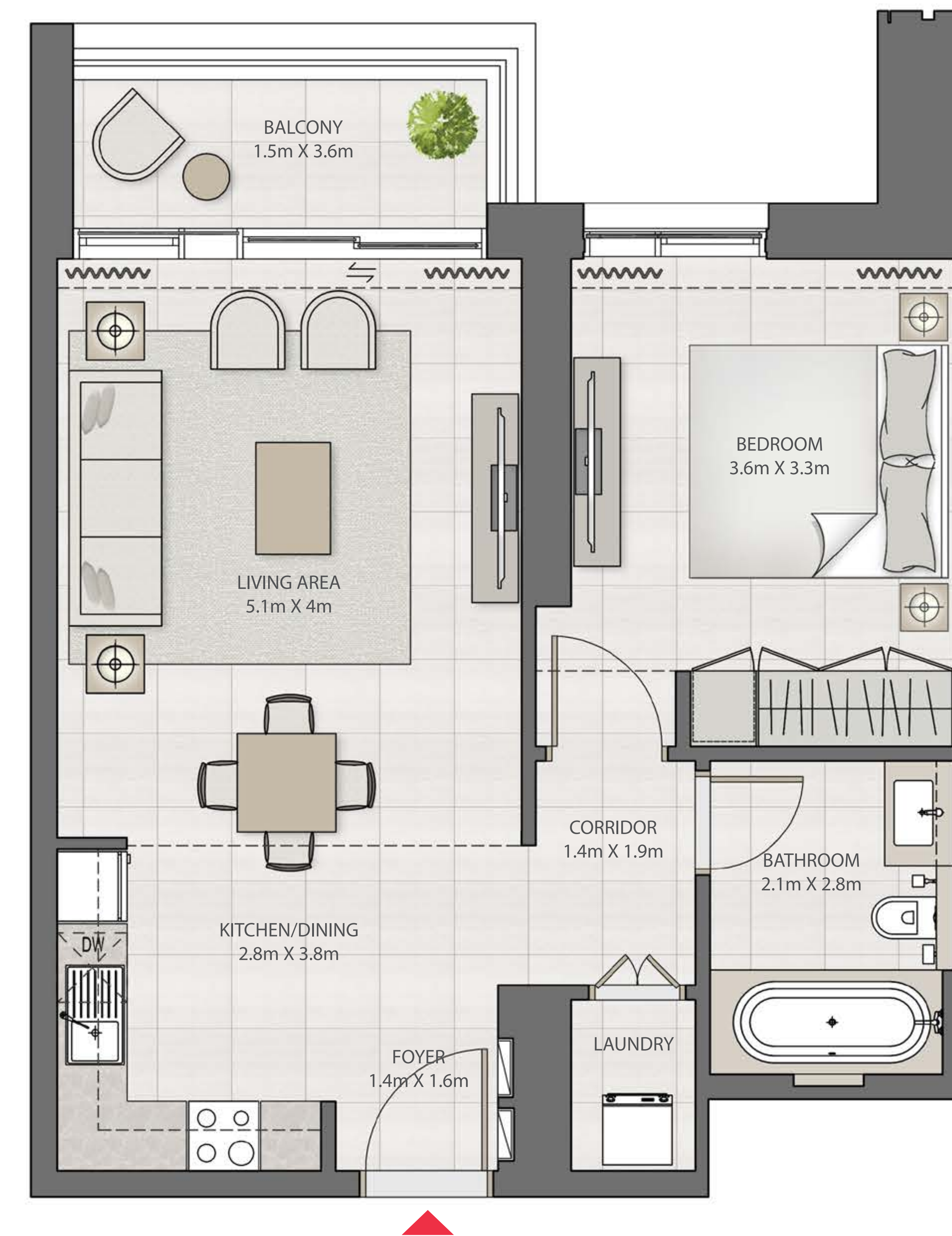
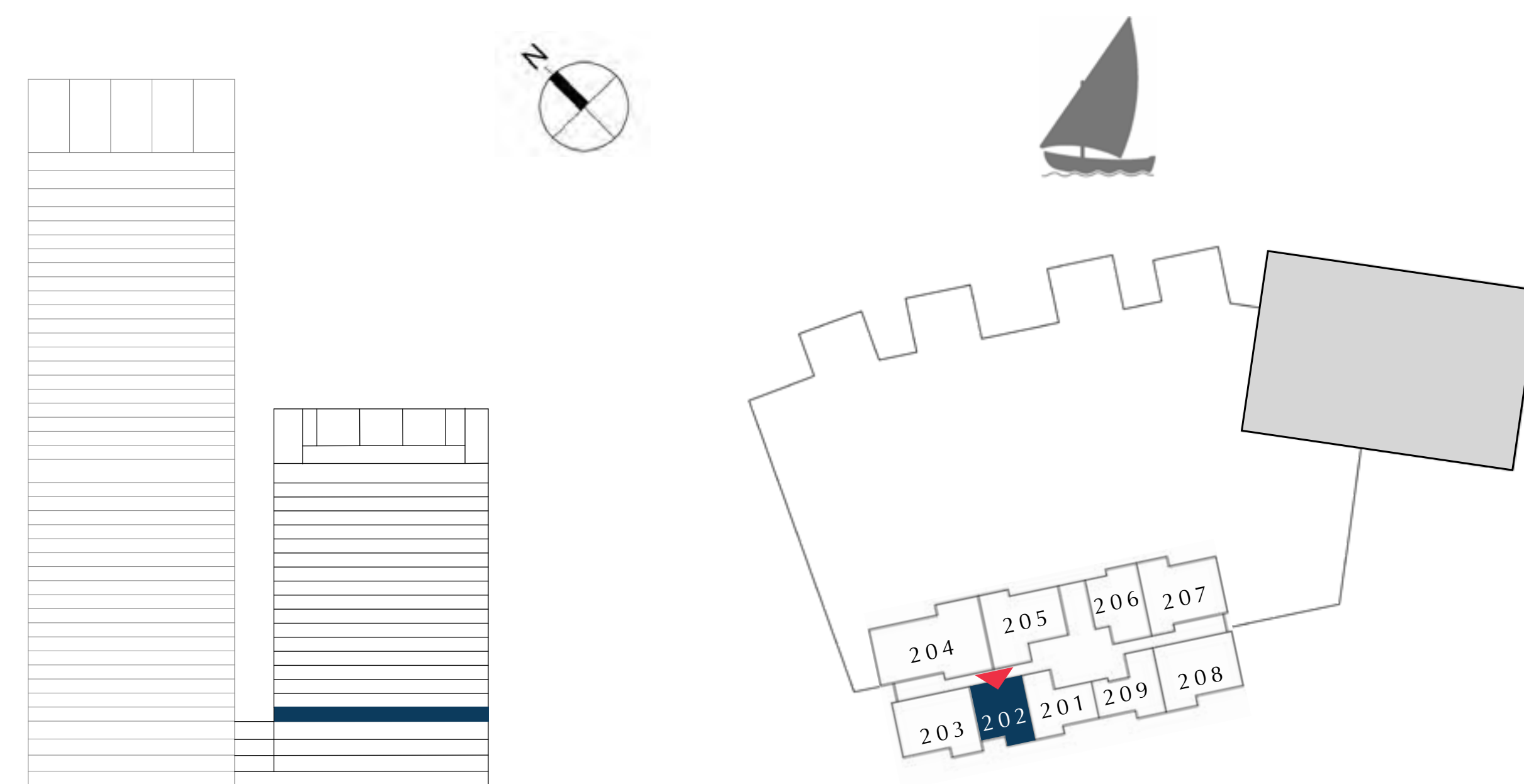
CREEK EDGE

TOWER 2

1 BEDROOM

UNIT 202 | LEVEL 2

SUITE AREA	674.57 SQ.FT.	62.67 SQ.M.
BALCONY AREA	66.41 SQ.FT.	6.17 SQ.M.
TOTAL AREA	740.98 SQ.FT.	68.84 SQ.M.



FLOOR PLAN 1. All dimensions are in imperial and metric, and measured from finish to finish excluding construction tolerances. 2. All materials, dimensions, and drawings are approximate only. 3. Information is subject to change without notice, at developer's absolute discretion. 4. Actual area may vary from the stated area. 5. Drawings not to scale. 6. All images used are for illustrative purposes only and do not represent the actual size, features, specifications, fittings, and furnishings. 7. The developer reserves the right to make revisions / alterations, at it's absolute discretion, without any liability whatsoever.

DUBAI CREEK HARBOUR

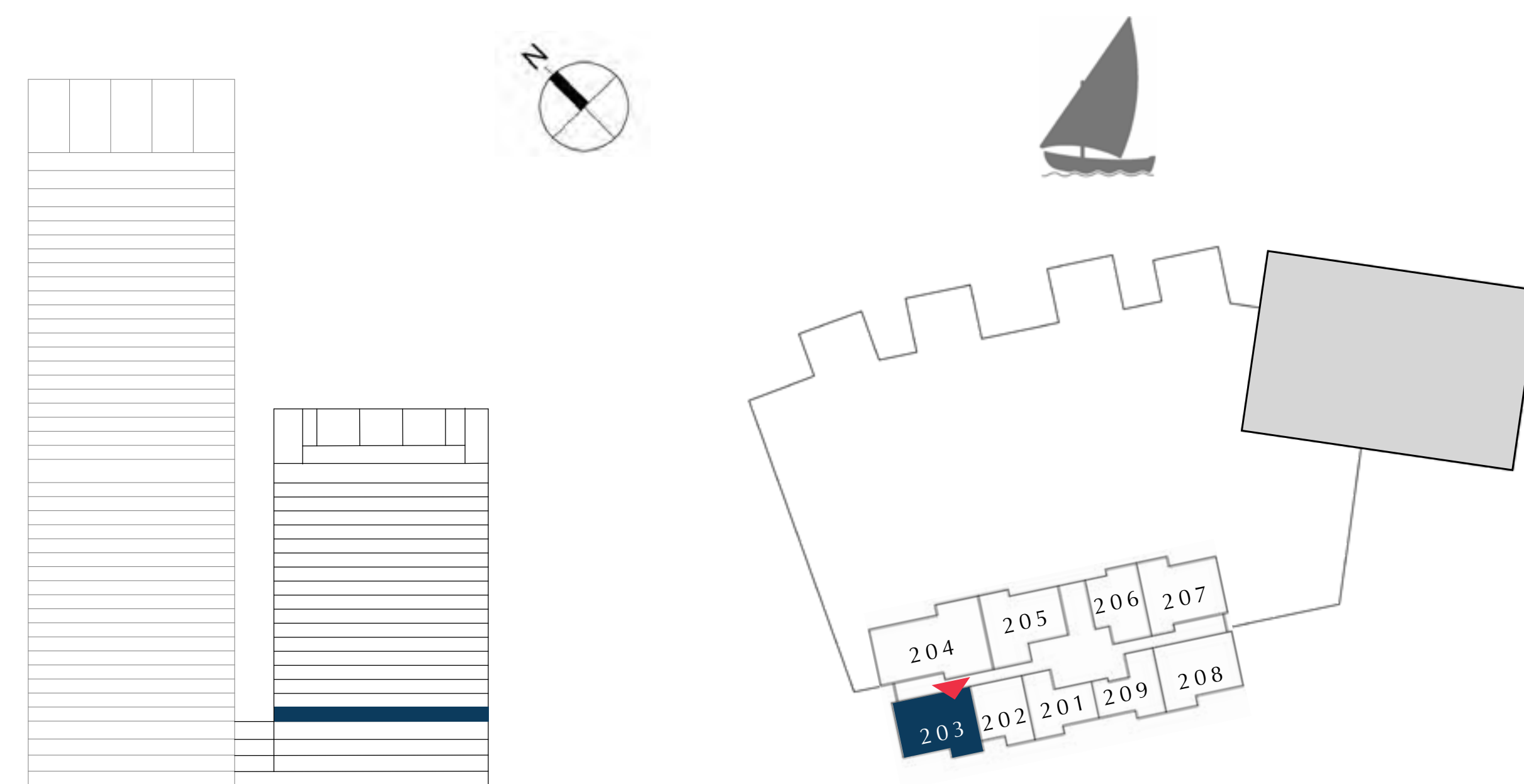
CREEK EDGE

TOWER 2

2 BEDROOM

UNIT 203 | LEVEL 2

SUITE AREA	1000.61 SQ.FT.	92.96 SQ.M.
BALCONY AREA	70.61 SQ.FT.	6.56 SQ.M.
TOTAL AREA	1071.22 SQ.FT.	99.52 SQ.M.



FLOOR PLAN 1. All dimensions are in imperial and metric, and measured from finish to finish excluding construction tolerances. 2. All materials, dimensions, and drawings are approximate only. 3. Information is subject to change without notice, at developer's absolute discretion. 4. Actual area may vary from the stated area. 5. Drawings not to scale. 6. All images used are for illustrative purposes only and do not represent the actual size, features, specifications, fittings, and furnishings. 7. The developer reserves the right to make revisions / alterations, at it's absolute discretion, without any liability whatsoever.

DUBAI CREEK HARBOUR

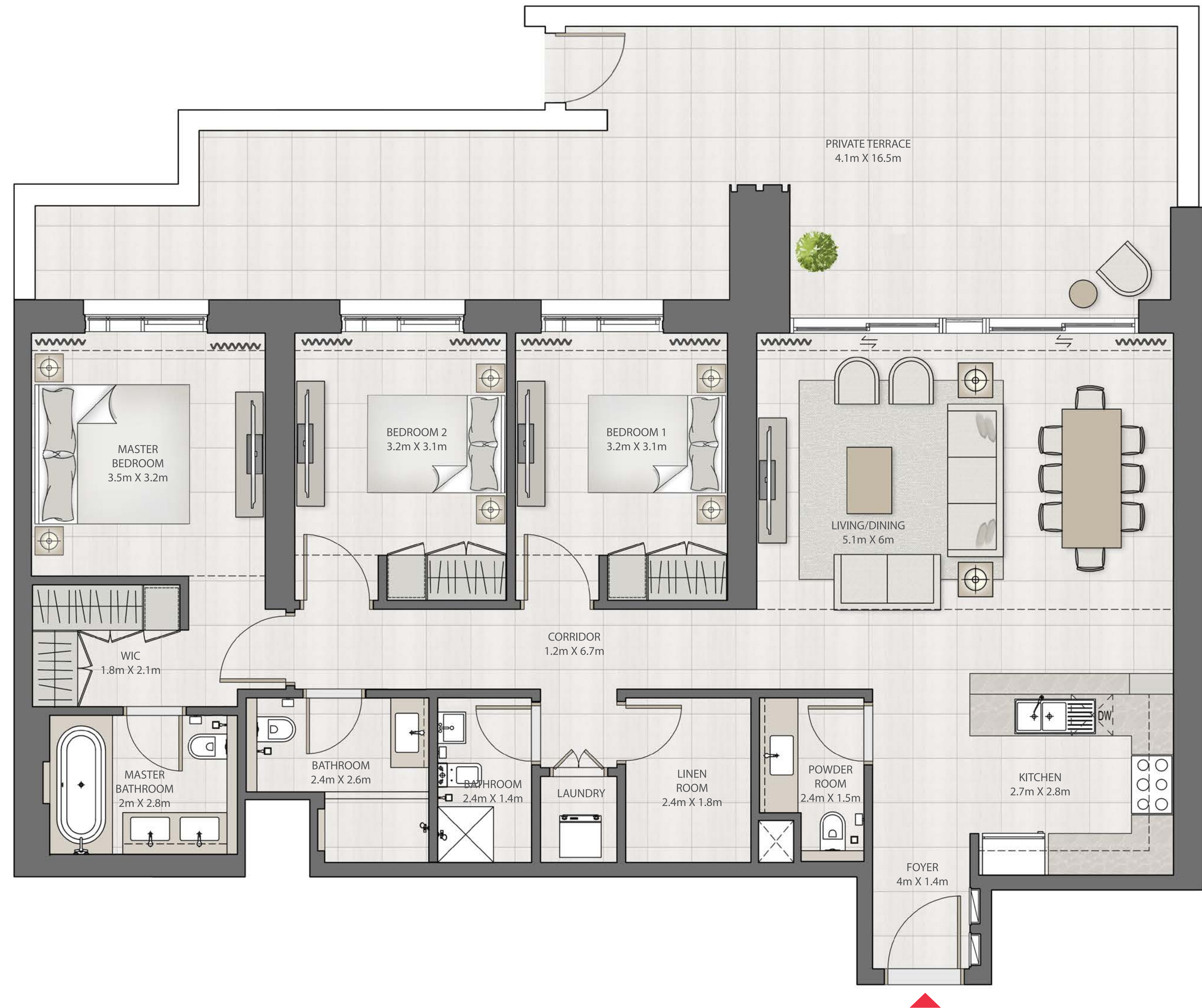
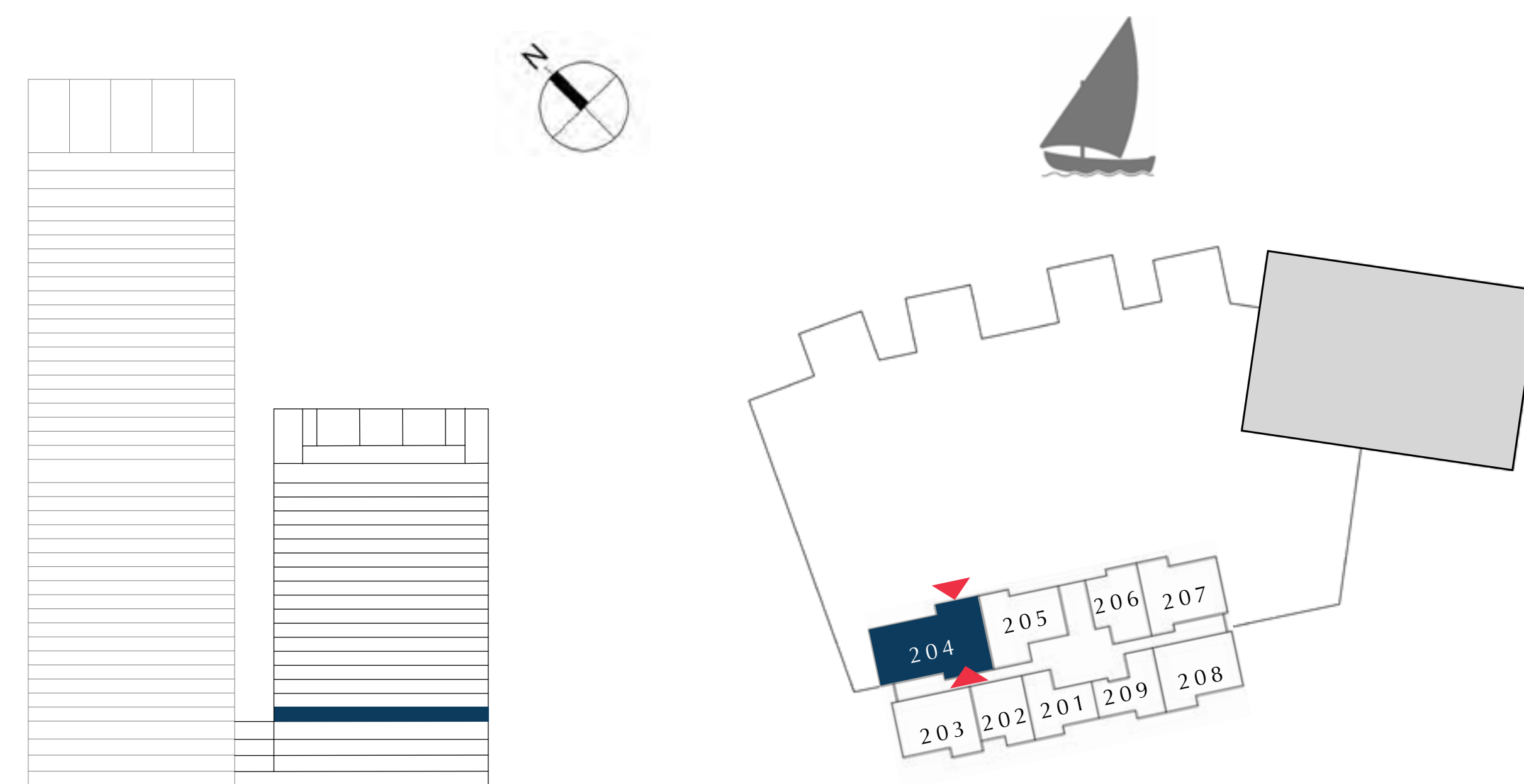
CREEK EDGE

TOWER 2

3 BEDROOM

UNIT 204 | LEVEL 2

SUITE AREA	1455.60 SQ.FT.	135.23 SQ.M.
BALCONY AREA	635.18 SQ.FT.	59.01 SQ.M.
TOTAL AREA	2090.78 SQ.FT.	194.24 SQ.M.



FLOOR PLAN 1. All dimensions are in imperial and metric, and measured from finish to finish excluding construction tolerances. 2. All materials, dimensions, and drawings are approximate only. 3. Information is subject to change without notice, at developer's absolute discretion. 4. Actual area may vary from the stated area. 5. Drawings not to scale. 6. All images used are for illustrative purposes only and do not represent the actual size, features, specifications, fittings, and furnishings. 7. The developer reserves the right to make revisions / alterations, at it's absolute discretion, without any liability whatsoever.

DUBAI CREEK HARBOUR

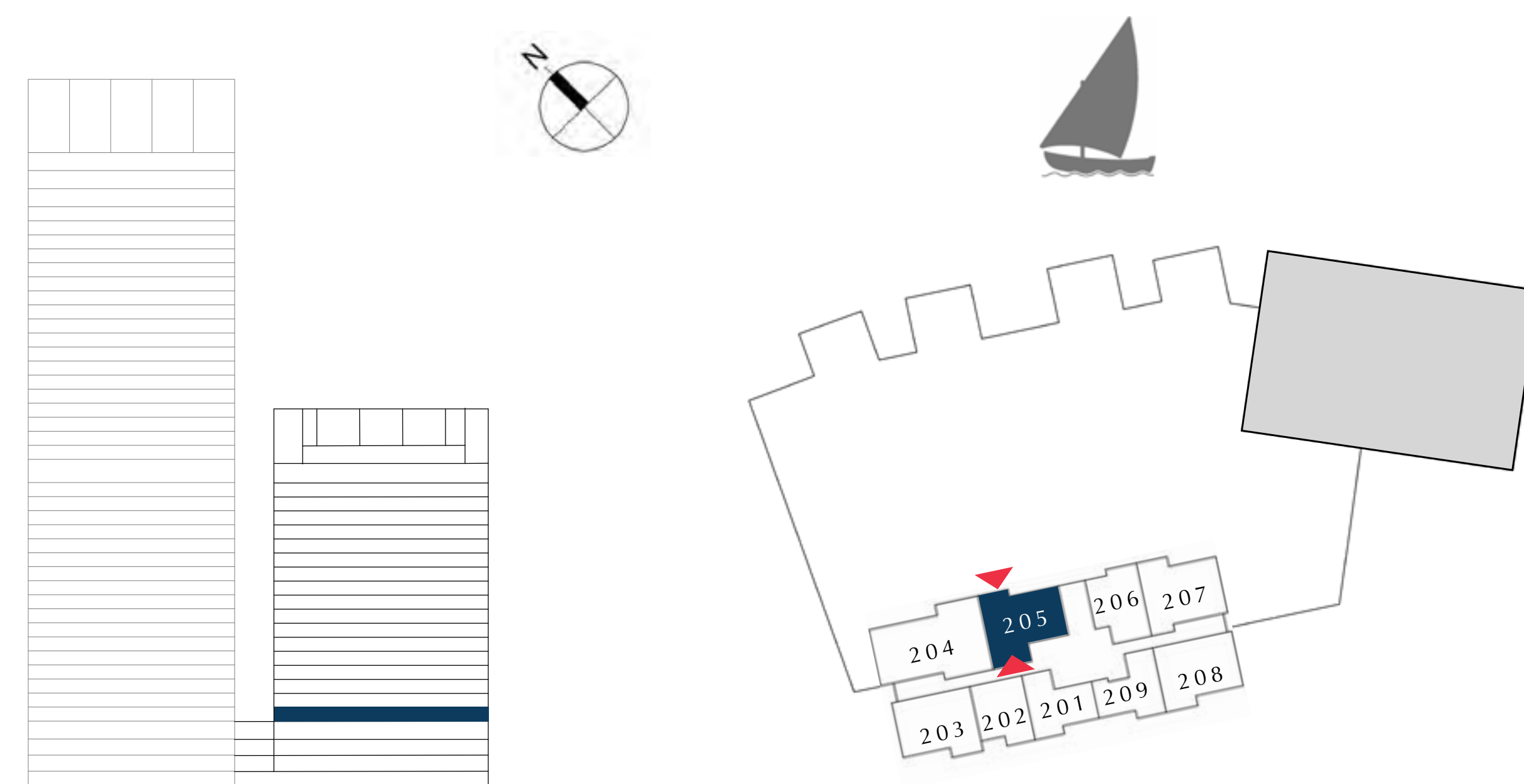
CREEK EDGE

TOWER 2

2 BEDROOM

UNIT 205 | LEVEL 2

SUITE AREA	1010.52 SQ.FT.	93.88 SQ.M.
BALCONY AREA	448.64 SQ.FT.	41.68 SQ.M.
TOTAL AREA	1459.16 SQ.FT.	135.56 SQ.M.



FLOOR PLAN 1. All dimensions are in imperial and metric, and measured from finish to finish excluding construction tolerances. 2. All materials, dimensions, and drawings are approximate only. 3. Information is subject to change without notice, at developer's absolute discretion. 4. Actual area may vary from the stated area. 5. Drawings not to scale. 6. All images used are for illustrative purposes only and do not represent the actual size, features, specifications, fittings, and furnishings. 7. The developer reserves the right to make revisions / alterations, at it's absolute discretion, without any liability whatsoever.

DUBAI CREEK HARBOUR

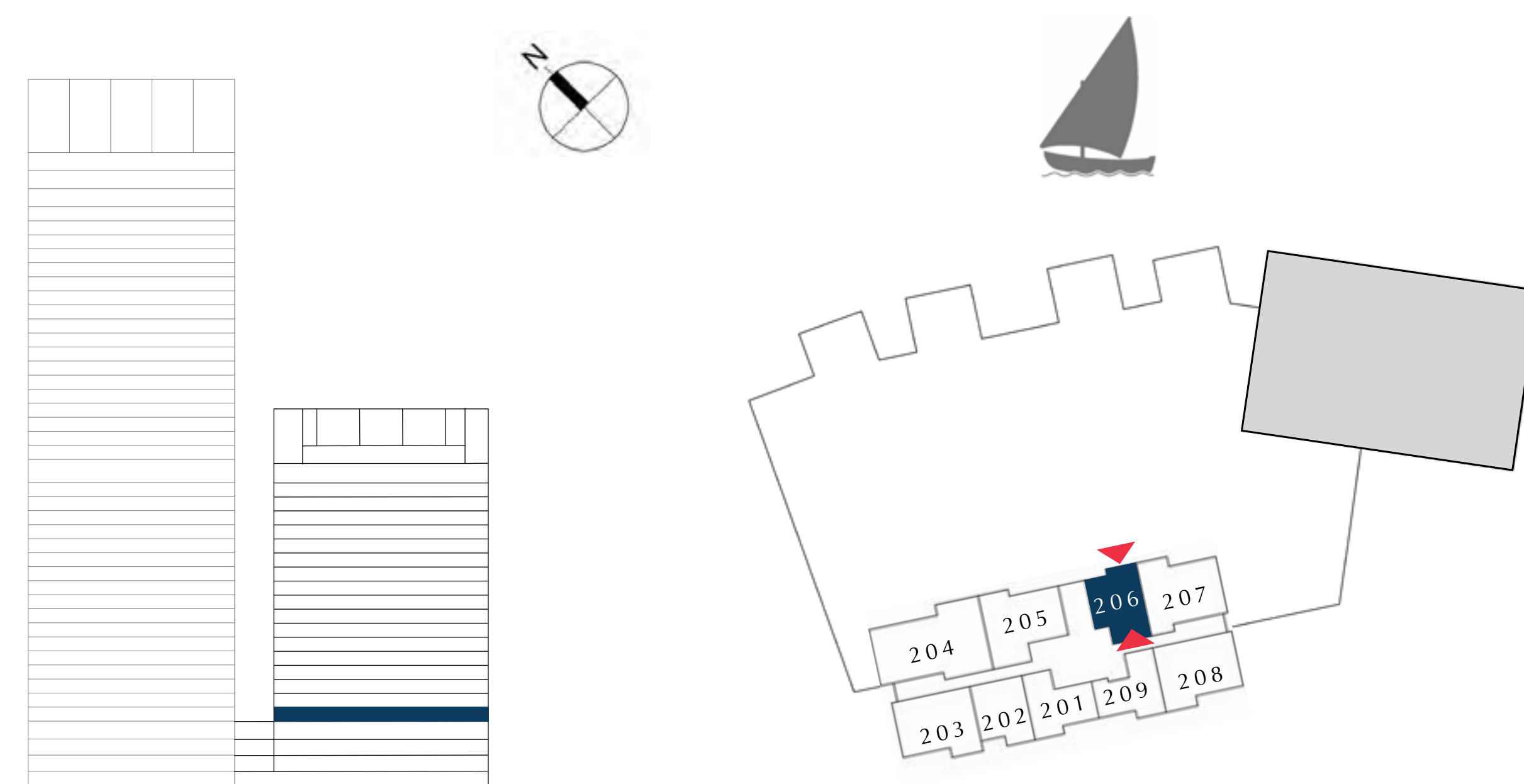
CREEK EDGE

TOWER 2

1 BEDROOM

UNIT 206 | LEVEL 2

SUITE AREA	701.38 SQ.FT.	65.16 SQ.M.
BALCONY AREA	322.06 SQ.FT.	29.92 SQ.M.
TOTAL AREA	1023.44 SQ.FT.	95.08 SQ.M.



FLOOR PLAN 1. All dimensions are in imperial and metric, and measured from finish to finish excluding construction tolerances. 2. All materials, dimensions, and drawings are approximate only. 3. Information is subject to change without notice, at developer's absolute discretion. 4. Actual area may vary from the stated area. 5. Drawings not to scale. 6. All images used are for illustrative purposes only and do not represent the actual size, features, specifications, fittings, and furnishings. 7. The developer reserves the right to make revisions / alterations, at it's absolute discretion, without any liability whatsoever.

DUBAI CREEK HARBOUR

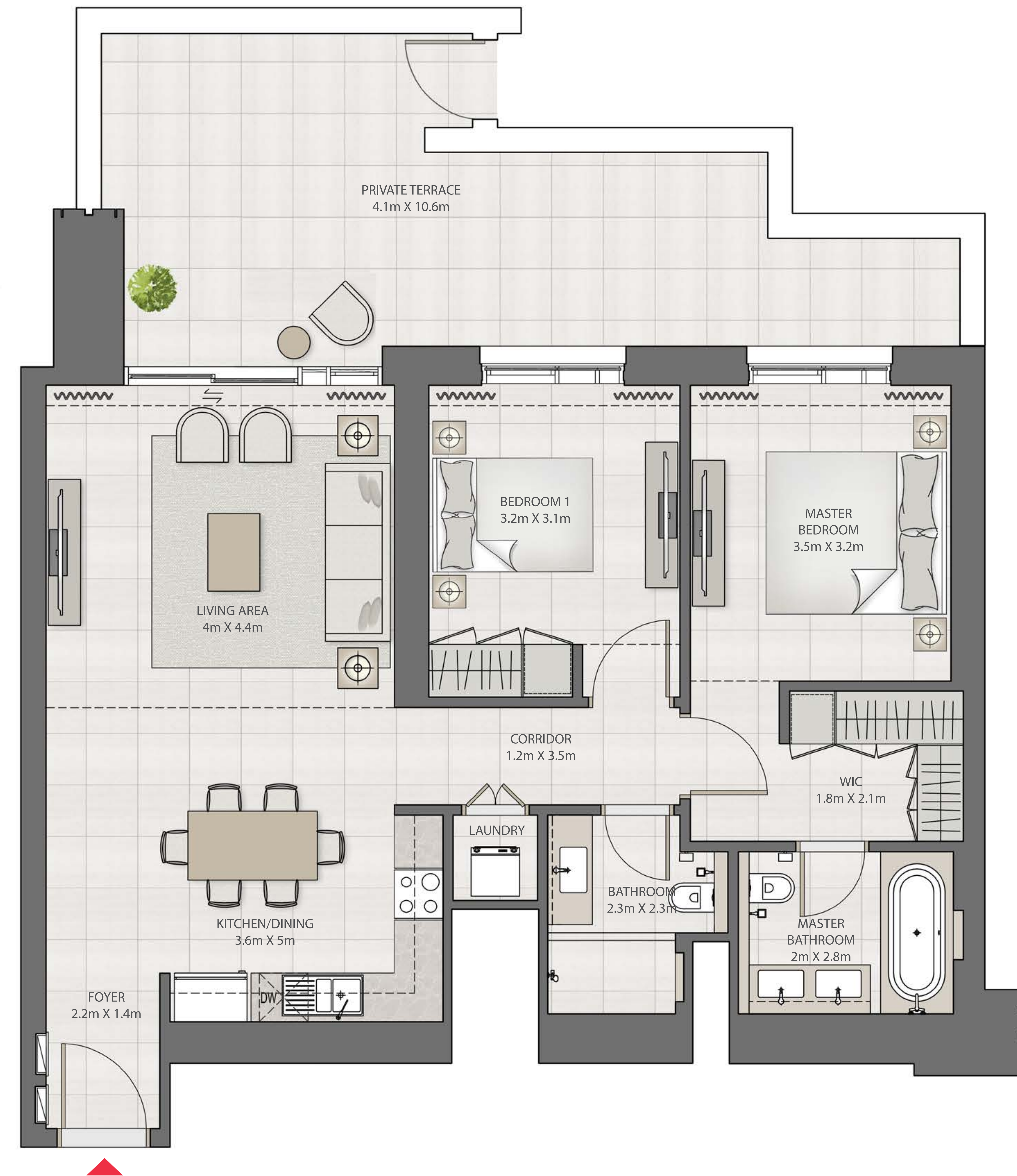
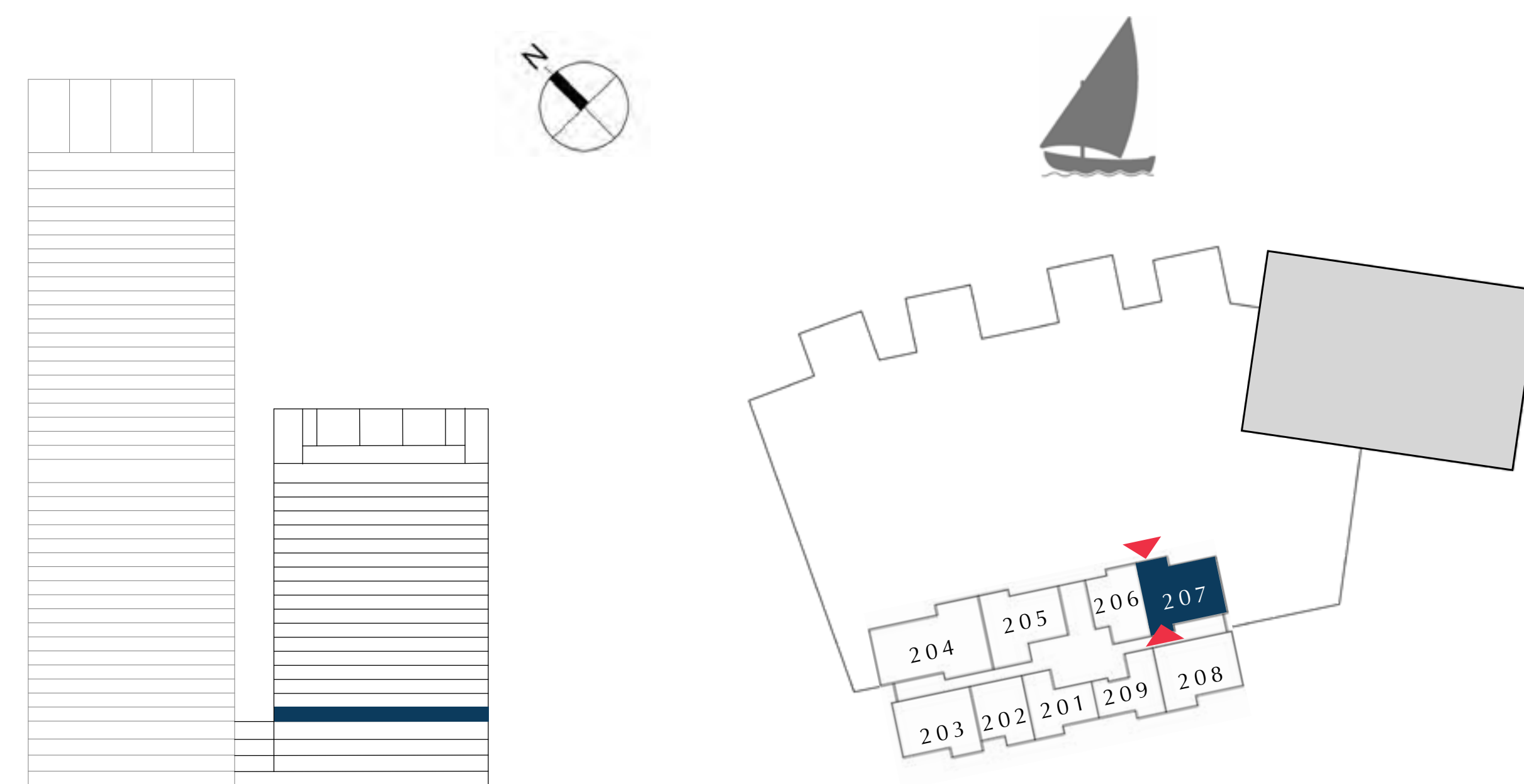
CREEK EDGE

TOWER 2

2 BEDROOM

UNIT 207 | LEVEL 2

SUITE AREA	1011.05 SQ.FT.	93.93 SQ.M.
BALCONY AREA	394.39 SQ.FT.	36.64 SQ.M.
TOTAL AREA	1405.44 SQ.FT.	130.57 SQ.M.



FLOOR PLAN 1. All dimensions are in imperial and metric, and measured from finish to finish excluding construction tolerances. 2. All materials, dimensions, and drawings are approximate only. 3. Information is subject to change without notice, at developer's absolute discretion. 4. Actual area may vary from the stated area. 5. Drawings not to scale. 6. All images used are for illustrative purposes only and do not represent the actual size, features, specifications, fittings, and furnishings. 7. The developer reserves the right to make revisions / alterations, at it's absolute discretion, without any liability whatsoever.

DUBAI CREEK HARBOUR

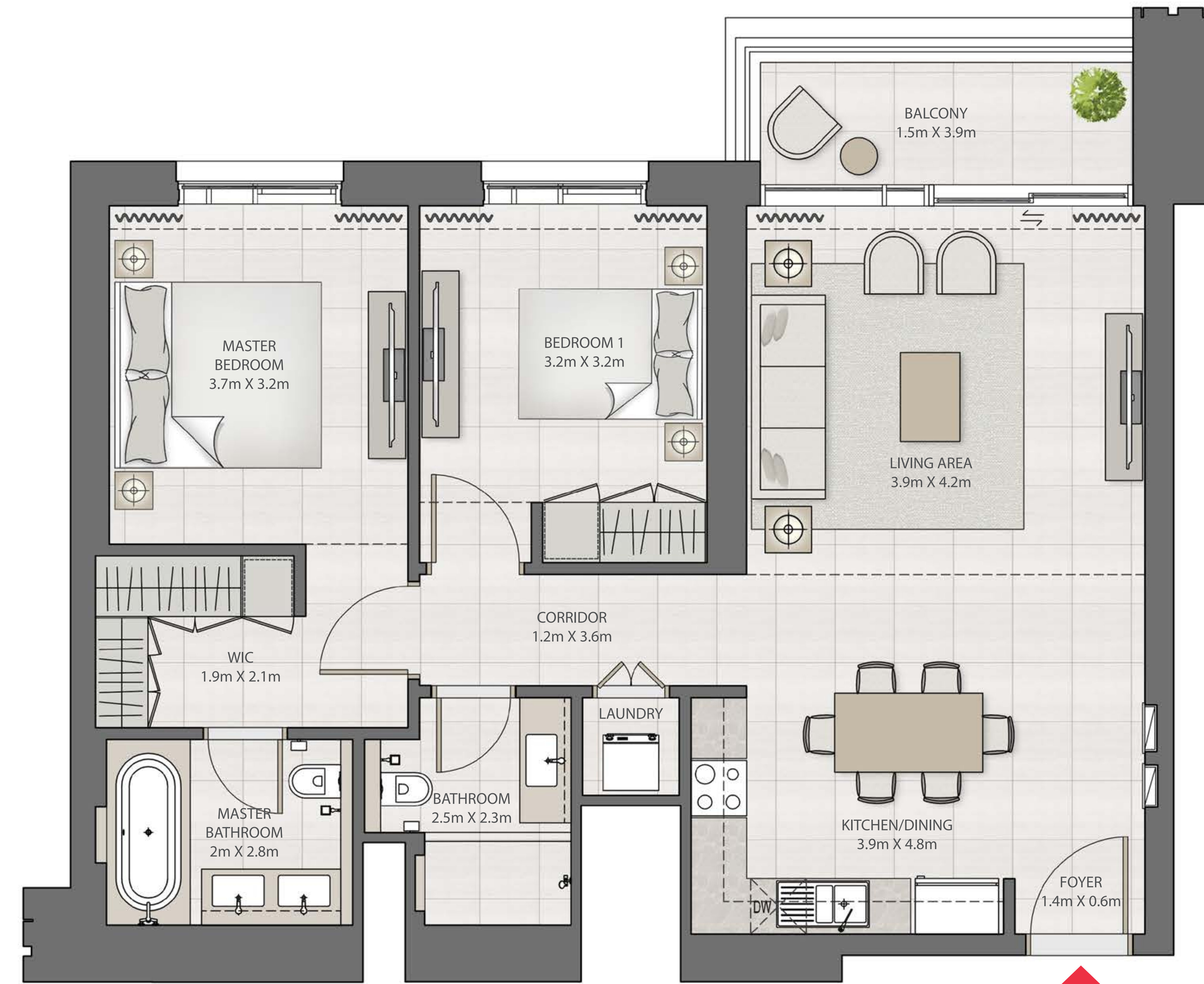
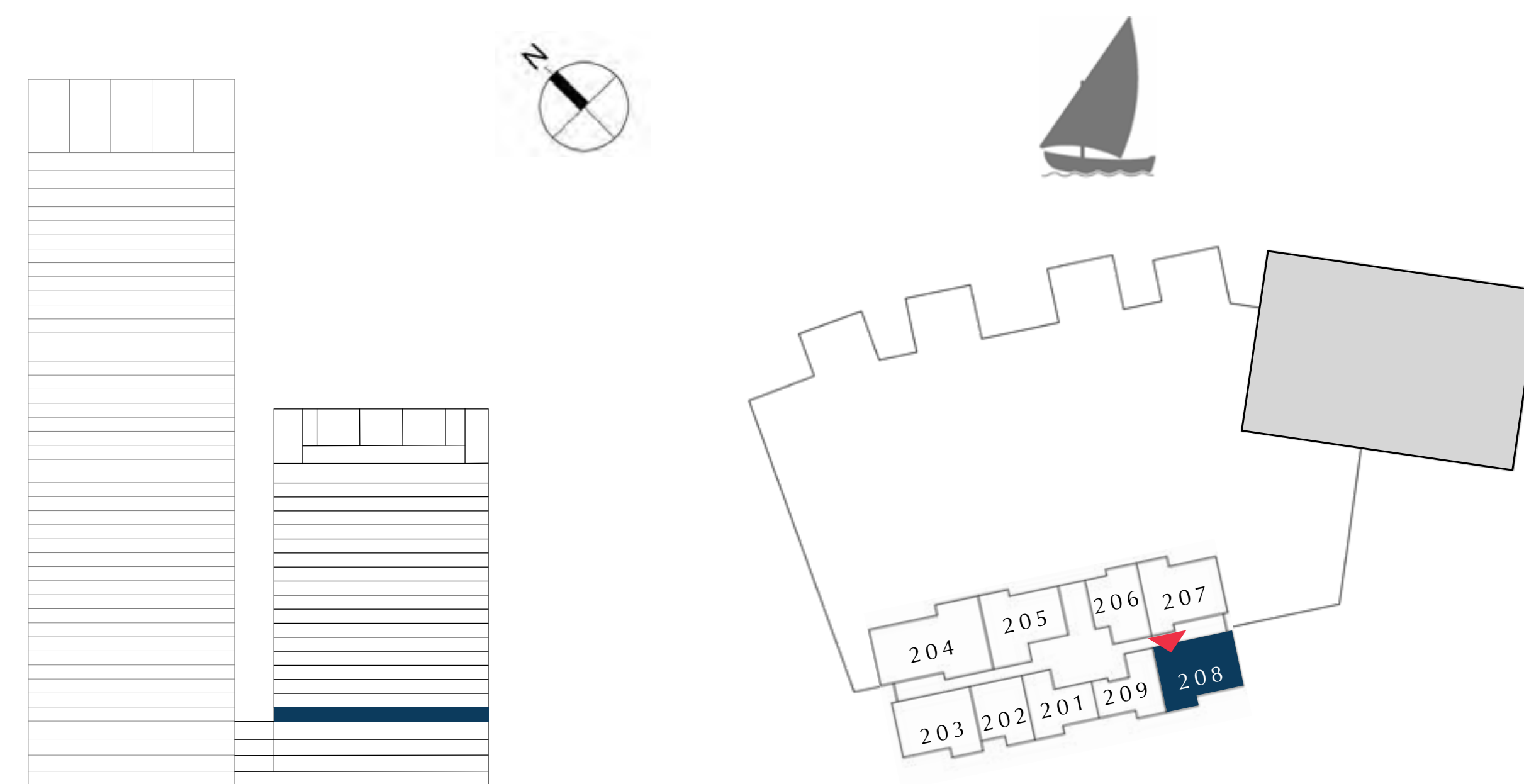
CREEK EDGE

TOWER 2

2 BEDROOM

UNIT 208 | LEVEL 2

SUITE AREA	999.75 SQ.FT.	92.88 SQ.M.
BALCONY AREA	68.89 SQ.FT.	6.40 SQ.M.
TOTAL AREA	1068.64 SQ.FT.	99.28 SQ.M.



FLOOR PLAN 1. All dimensions are in imperial and metric, and measured from finish to finish excluding construction tolerances. 2. All materials, dimensions, and drawings are approximate only. 3. Information is subject to change without notice, at developer's absolute discretion. 4. Actual area may vary from the stated area. 5. Drawings not to scale. 6. All images used are for illustrative purposes only and do not represent the actual size, features, specifications, fittings, and furnishings. 7. The developer reserves the right to make revisions / alterations, at it's absolute discretion, without any liability whatsoever.

DUBAI CREEK HARBOUR

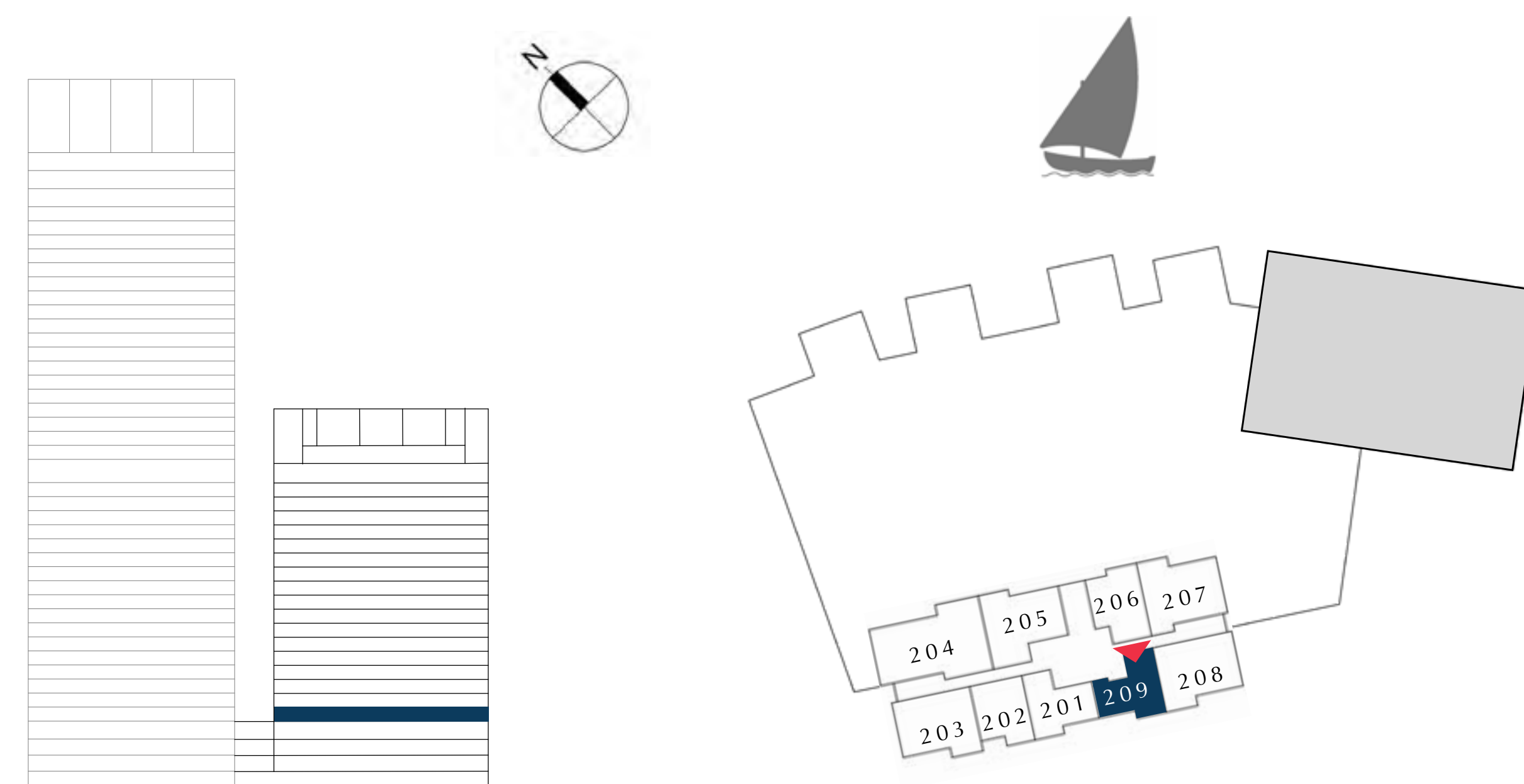
CREEK EDGE

TOWER 2

1 BEDROOM

UNIT 209 | LEVEL 2

SUITE AREA	696.53 SQ.FT.	64.71 SQ.M.
BALCONY AREA	63.29 SQ.FT.	5.88 SQ.M.
TOTAL AREA	759.82 SQ.FT.	70.59 SQ.M.



FLOOR PLAN 1. All dimensions are in imperial and metric, and measured from finish to finish excluding construction tolerances. 2. All materials, dimensions, and drawings are approximate only. 3. Information is subject to change without notice, at developer's absolute discretion. 4. Actual area may vary from the stated area. 5. Drawings not to scale. 6. All images used are for illustrative purposes only and do not represent the actual size, features, specifications, fittings, and furnishings. 7. The developer reserves the right to make revisions / alterations, at it's absolute discretion, without any liability whatsoever.

TOWER 2

TIER 1

EMAAR

DUBAI CREEK HARBOUR

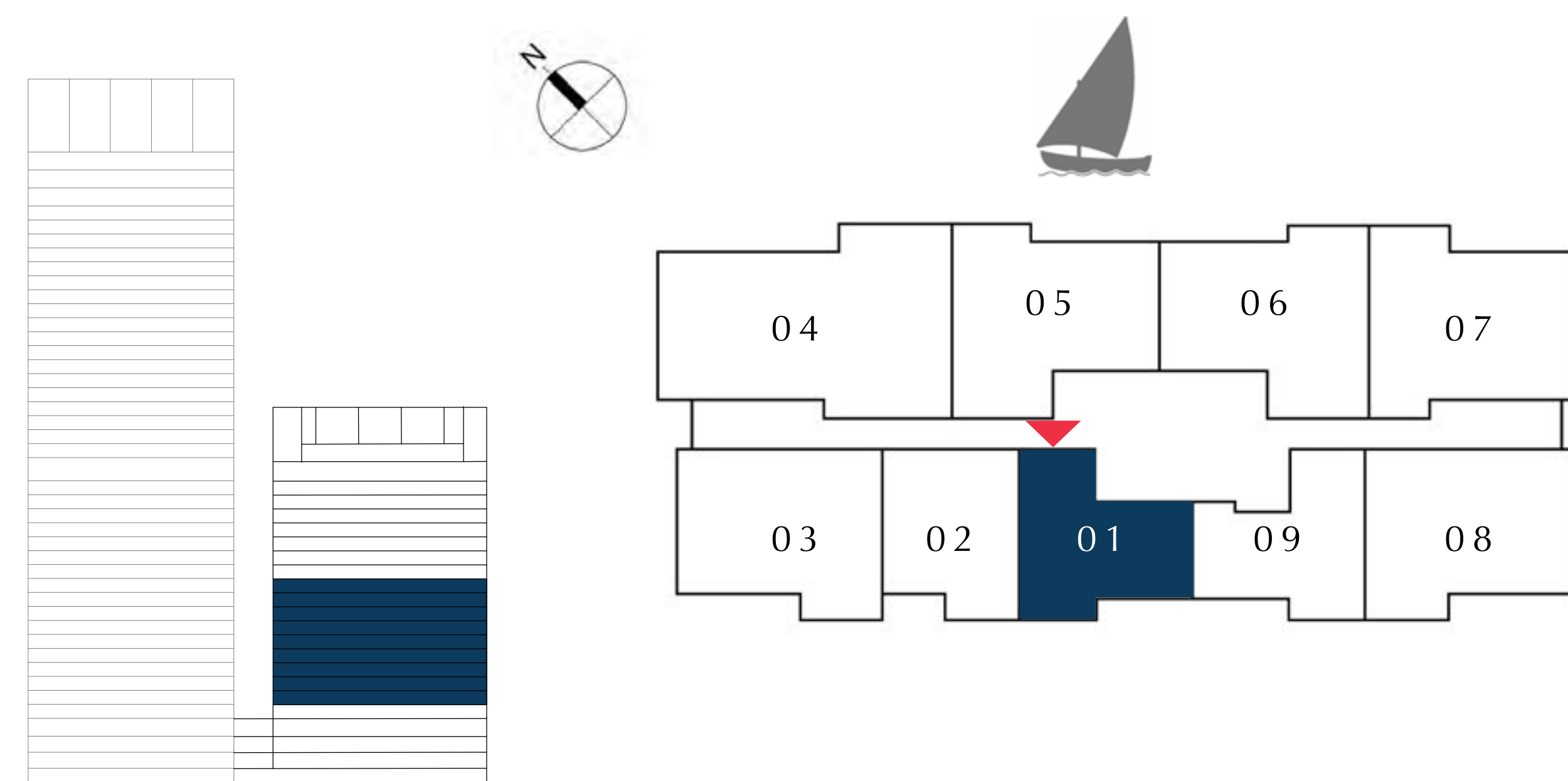
CREEK EDGE

TOWER 2

1 BEDROOM

UNIT 01 | LEVEL 3-9

SUITE AREA	708.59 SQ.FT.	65.83 SQ.M.
BALCONY AREA	70.18 SQ.FT.	6.52 SQ.M.
TOTAL AREA	778.77 SQ.FT.	72.35 SQ.M.



FLOOR PLAN 1. All dimensions are in imperial and metric, and measured from finish to finish excluding construction tolerances. 2. All materials, dimensions, and drawings are approximate only. 3. Information is subject to change without notice, at developer's absolute discretion. 4. Actual area may vary from the stated area. 5. Drawings not to scale. 6. All images used are for illustrative purposes only and do not represent the actual size, features, specifications, fittings, and furnishings. 7. The developer reserves the right to make revisions / alterations, at it's absolute discretion, without any liability whatsoever.

DUBAI CREEK HARBOUR

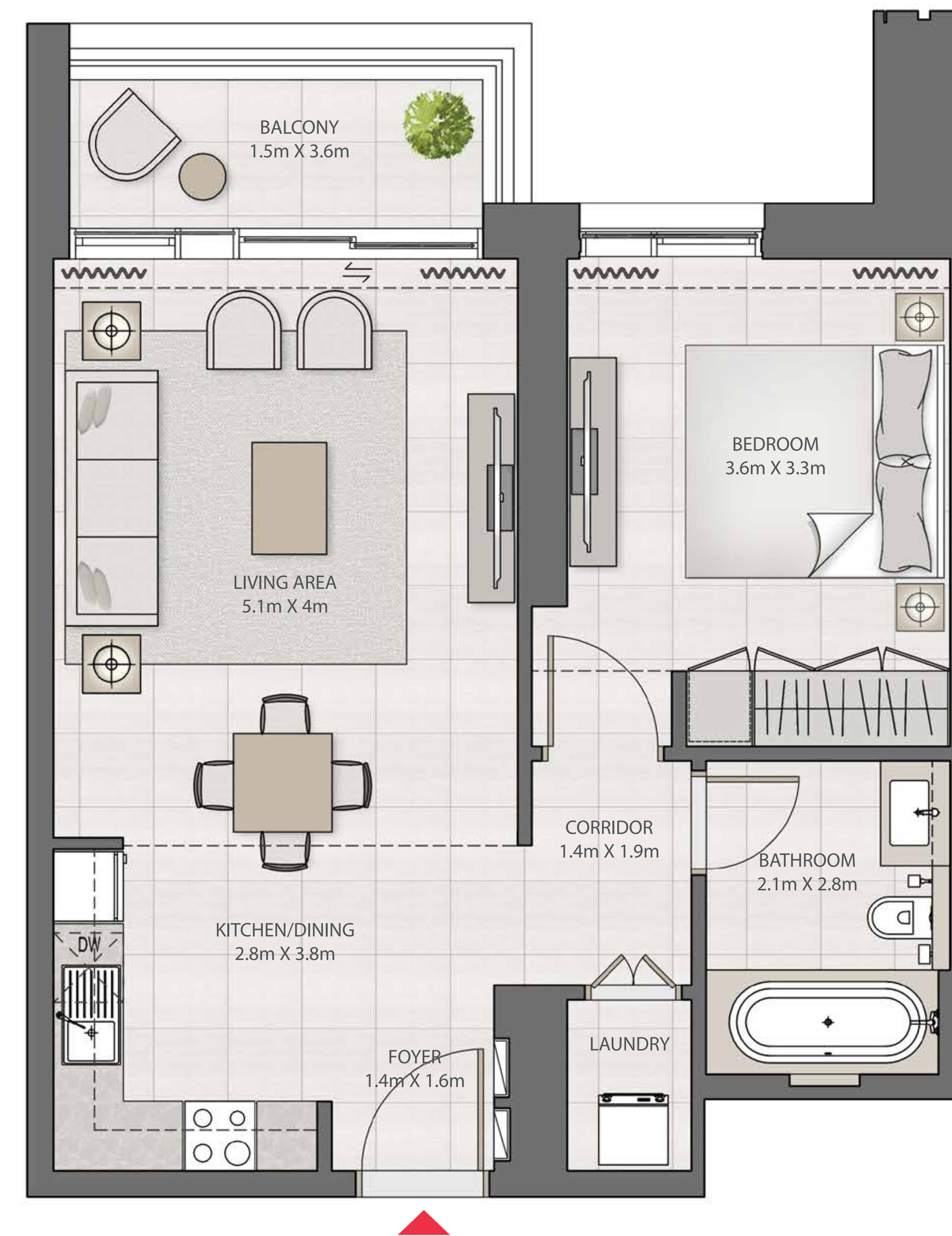
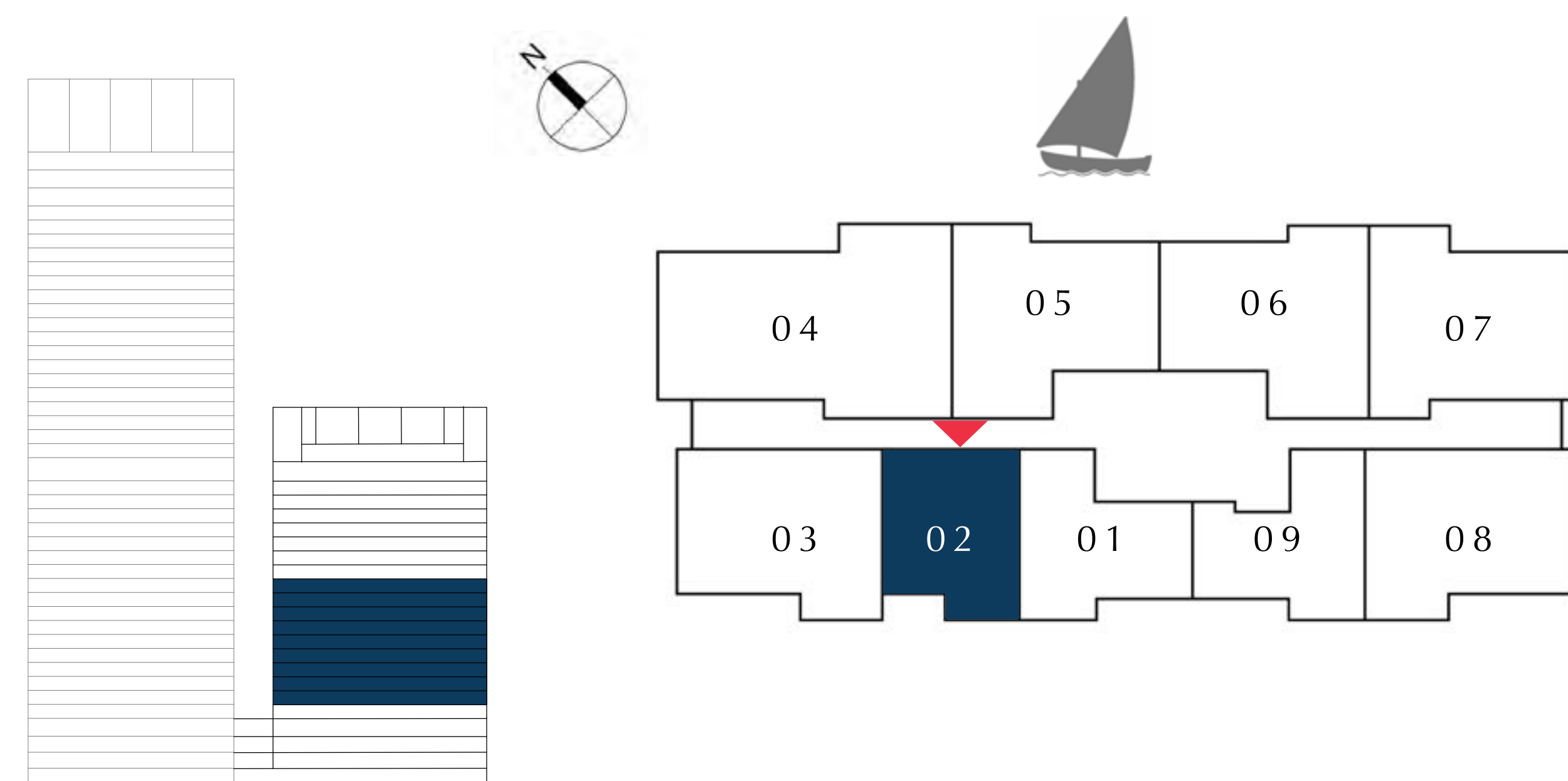
CREEK EDGE

TOWER 2

1 BEDROOM

UNIT 02 | LEVEL 3-9

SUITE AREA	675.11 SQ.FT.	62.72 SQ.M.
BALCONY AREA	66.09 SQ.FT.	6.14 SQ.M.
TOTAL AREA	741.20 SQ.FT.	68.86 SQ.M.



FLOOR PLAN 1. All dimensions are in imperial and metric, and measured from finish to finish excluding construction tolerances. 2. All materials, dimensions, and drawings are approximate only. 3. Information is subject to change without notice, at developer's absolute discretion. 4. Actual area may vary from the stated area. 5. Drawings not to scale. 6. All images used are for illustrative purposes only and do not represent the actual size, features, specifications, fittings, and furnishings. 7. The developer reserves the right to make revisions / alterations, at it's absolute discretion, without any liability whatsoever.

DUBAI CREEK HARBOUR

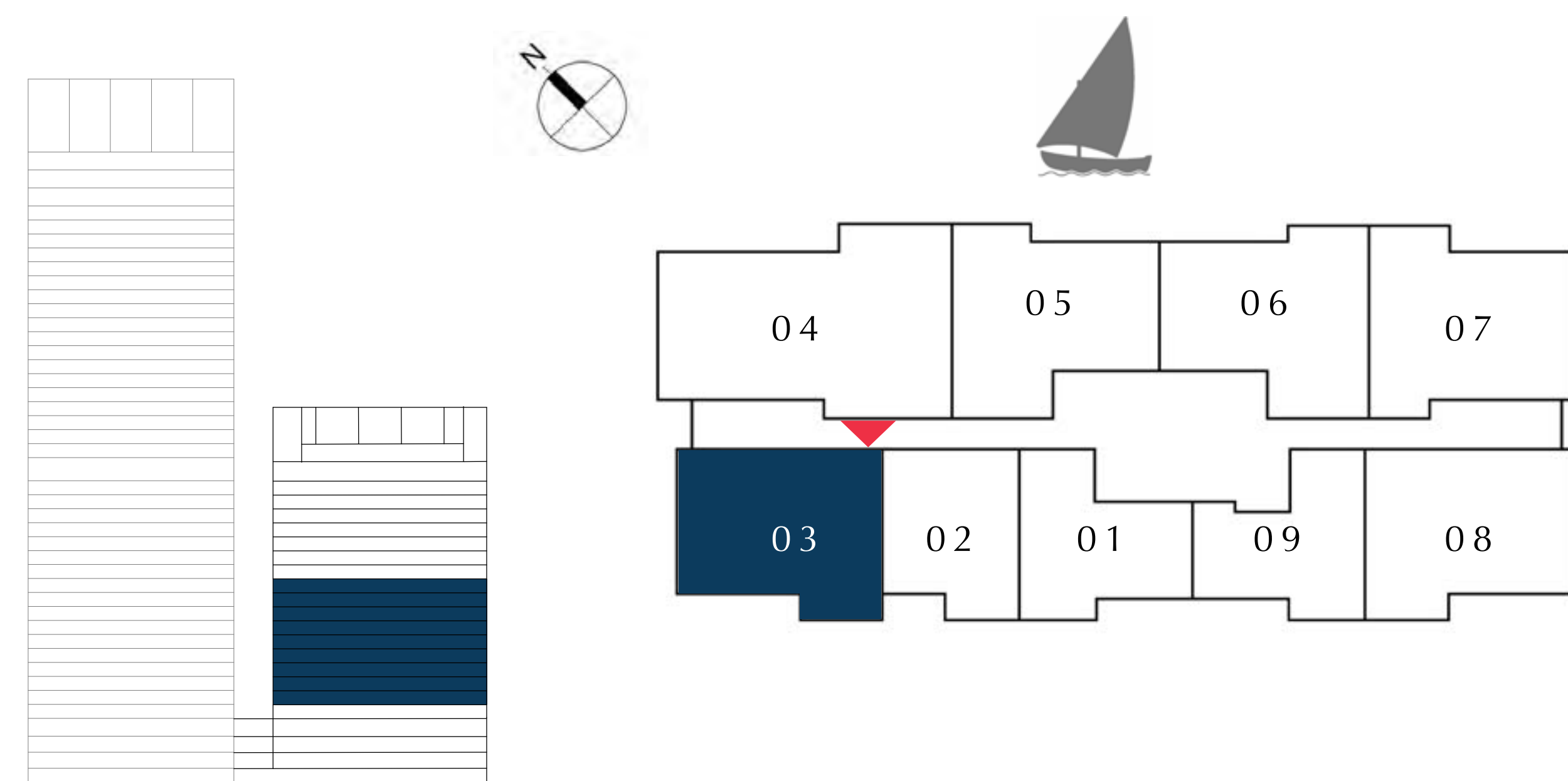
CREEK EDGE

TOWER 2

2 BEDROOM

UNIT 03 | LEVEL 3-9

SUITE AREA	1000.61 SQ.FT.	92.96 SQ.M.
BALCONY AREA	70.61 SQ.FT.	6.56 SQ.M.
TOTAL AREA	1071.22 SQ.FT.	99.52 SQ.M.



FLOOR PLAN 1. All dimensions are in imperial and metric, and measured from finish to finish excluding construction tolerances. 2. All materials, dimensions, and drawings are approximate only. 3. Information is subject to change without notice, at developer's absolute discretion. 4. Actual area may vary from the stated area. 5. Drawings not to scale. 6. All images used are for illustrative purposes only and do not represent the actual size, features, specifications, fittings, and furnishings. 7. The developer reserves the right to make revisions / alterations, at it's absolute discretion, without any liability whatsoever.

DUBAI CREEK HARBOUR

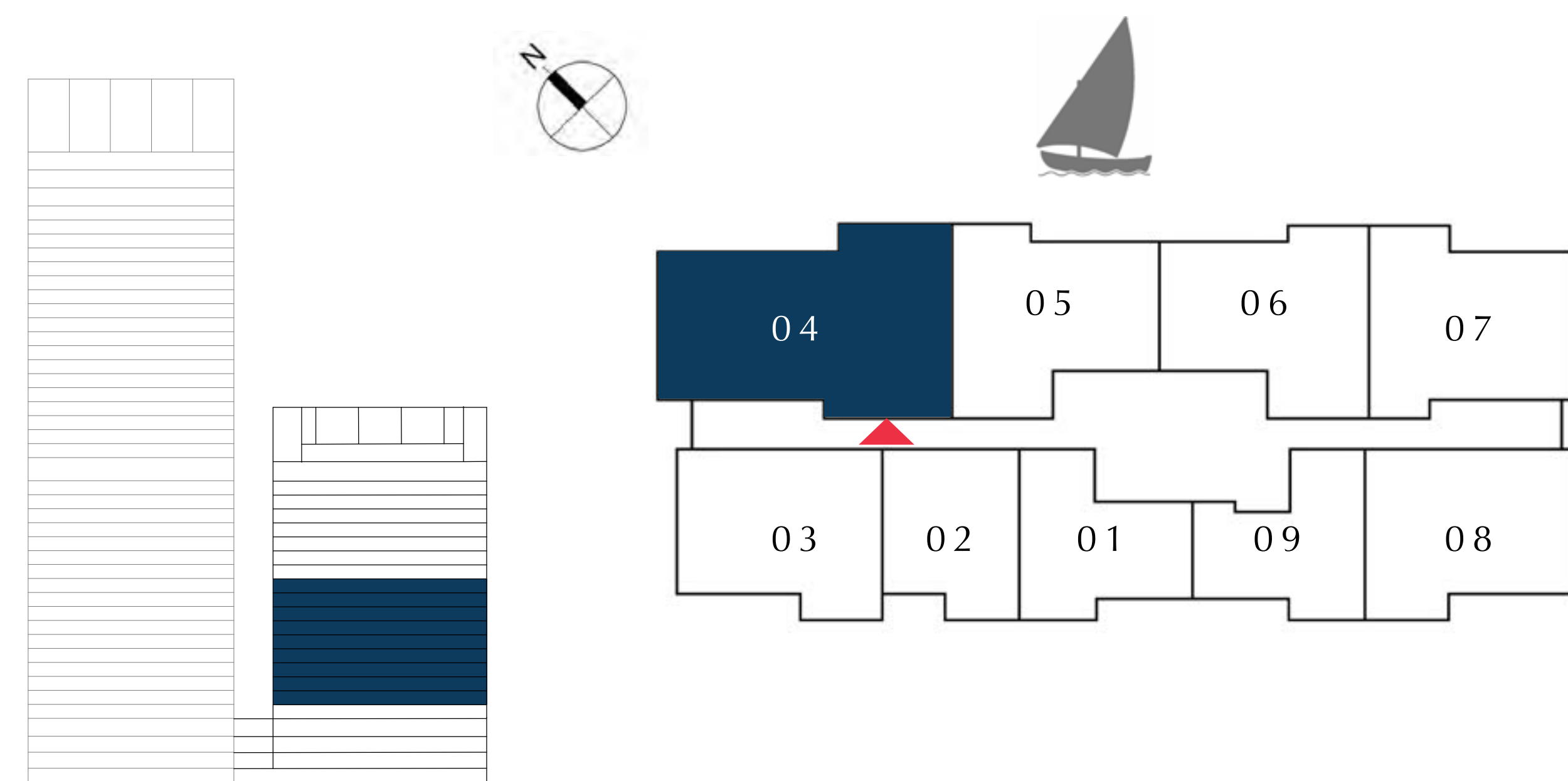
CREEK EDGE

TOWER 2

3 BEDROOM

UNIT 04 | LEVEL 3-9

SUITE AREA	1457.11 SQ.FT.	135.37 SQ.M.
BALCONY AREA	96.44 SQ.FT.	8.96 SQ.M.
TOTAL AREA	1553.55 SQ.FT.	144.33 SQ.M.



FLOOR PLAN 1. All dimensions are in imperial and metric, and measured from finish to finish excluding construction tolerances. 2. All materials, dimensions, and drawings are approximate only. 3. Information is subject to change without notice, at developer's absolute discretion. 4. Actual area may vary from the stated area. 5. Drawings not to scale. 6. All images used are for illustrative purposes only and do not represent the actual size, features, specifications, fittings, and furnishings. 7. The developer reserves the right to make revisions / alterations, at it's absolute discretion, without any liability whatsoever.

DUBAI CREEK HARBOUR

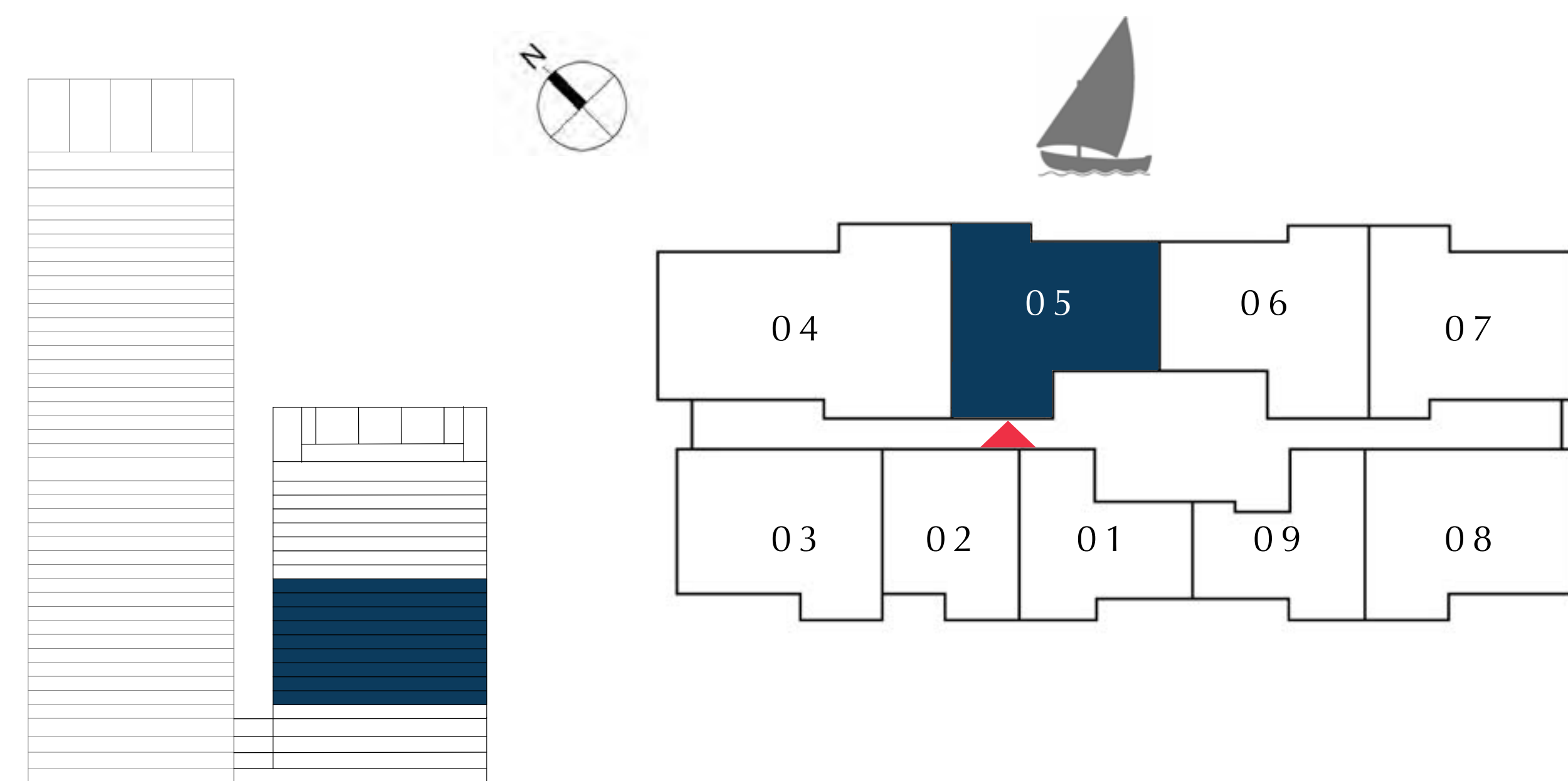
CREEK EDGE

TOWER 2

2 BEDROOM

UNIT 05 | LEVEL 3-9

SUITE AREA	1011.92 SQ.FT.	94.01 SQ.M.
BALCONY AREA	62.75 SQ.FT.	5.83 SQ.M.
TOTAL AREA	1074.67 SQ.FT.	99.84 SQ.M.



FLOOR PLAN 1. All dimensions are in imperial and metric, and measured from finish to finish excluding construction tolerances. 2. All materials, dimensions, and drawings are approximate only. 3. Information is subject to change without notice, at developer's absolute discretion. 4. Actual area may vary from the stated area. 5. Drawings not to scale. 6. All images used are for illustrative purposes only and do not represent the actual size, features, specifications, fittings, and furnishings. 7. The developer reserves the right to make revisions / alterations, at it's absolute discretion, without any liability whatsoever.

DUBAI CREEK HARBOUR

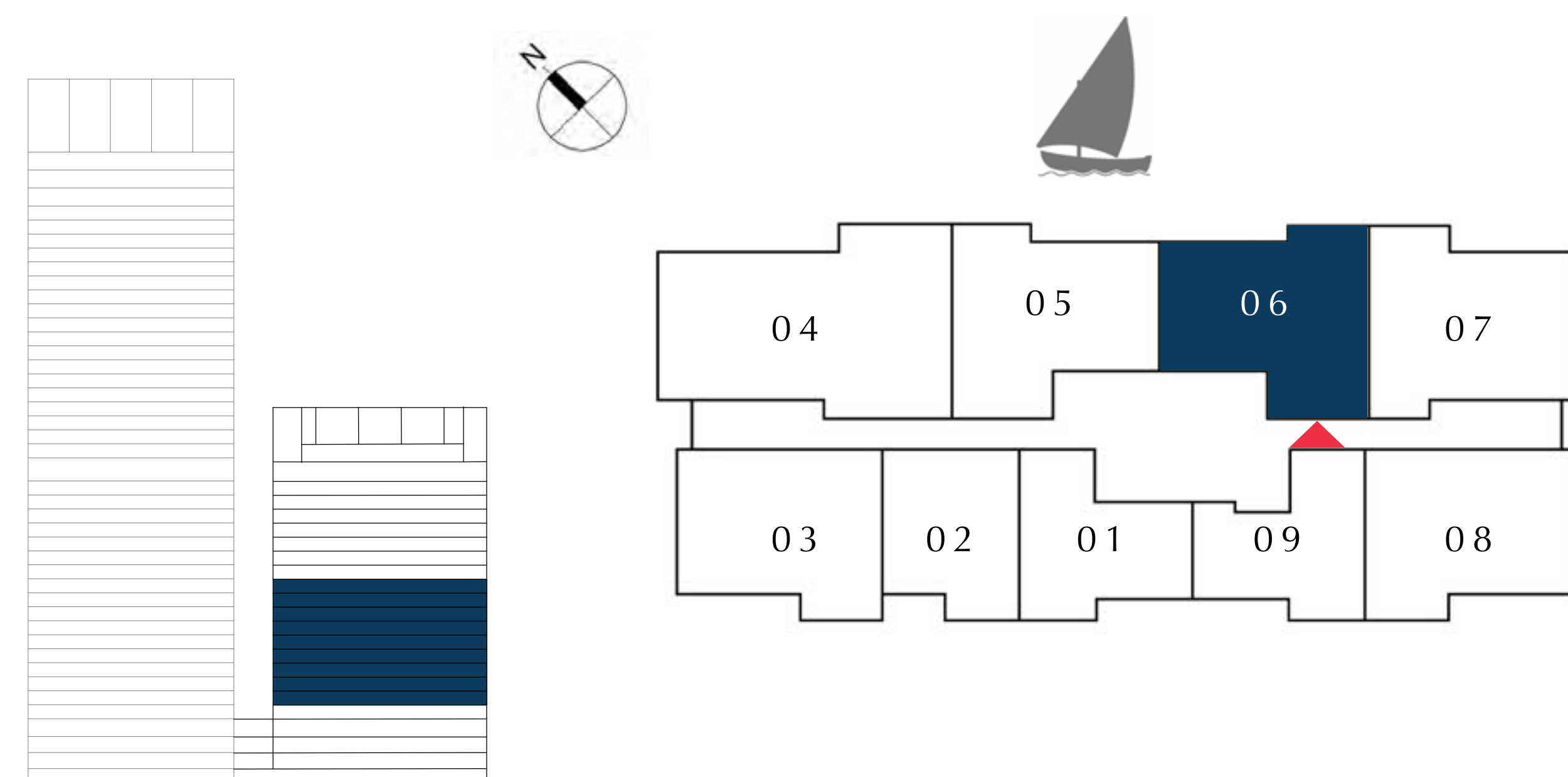
CREEK EDGE

TOWER 2

2 BEDROOM

UNIT 06 | LEVEL 3-9

SUITE AREA	1003.73 SQ.FT.	93.25 SQ.M.
BALCONY AREA	75.89 SQ.FT.	7.05 SQ.M.
TOTAL AREA	1079.62 SQ.FT.	100.30 SQ.M.



FLOOR PLAN 1. All dimensions are in imperial and metric, and measured from finish to finish excluding construction tolerances. 2. All materials, dimensions, and drawings are approximate only. 3. Information is subject to change without notice, at developer's absolute discretion. 4. Actual area may vary from the stated area. 5. Drawings not to scale. 6. All images used are for illustrative purposes only and do not represent the actual size, features, specifications, fittings, and furnishings. 7. The developer reserves the right to make revisions / alterations, at it's absolute discretion, without any liability whatsoever.

DUBAI CREEK HARBOUR

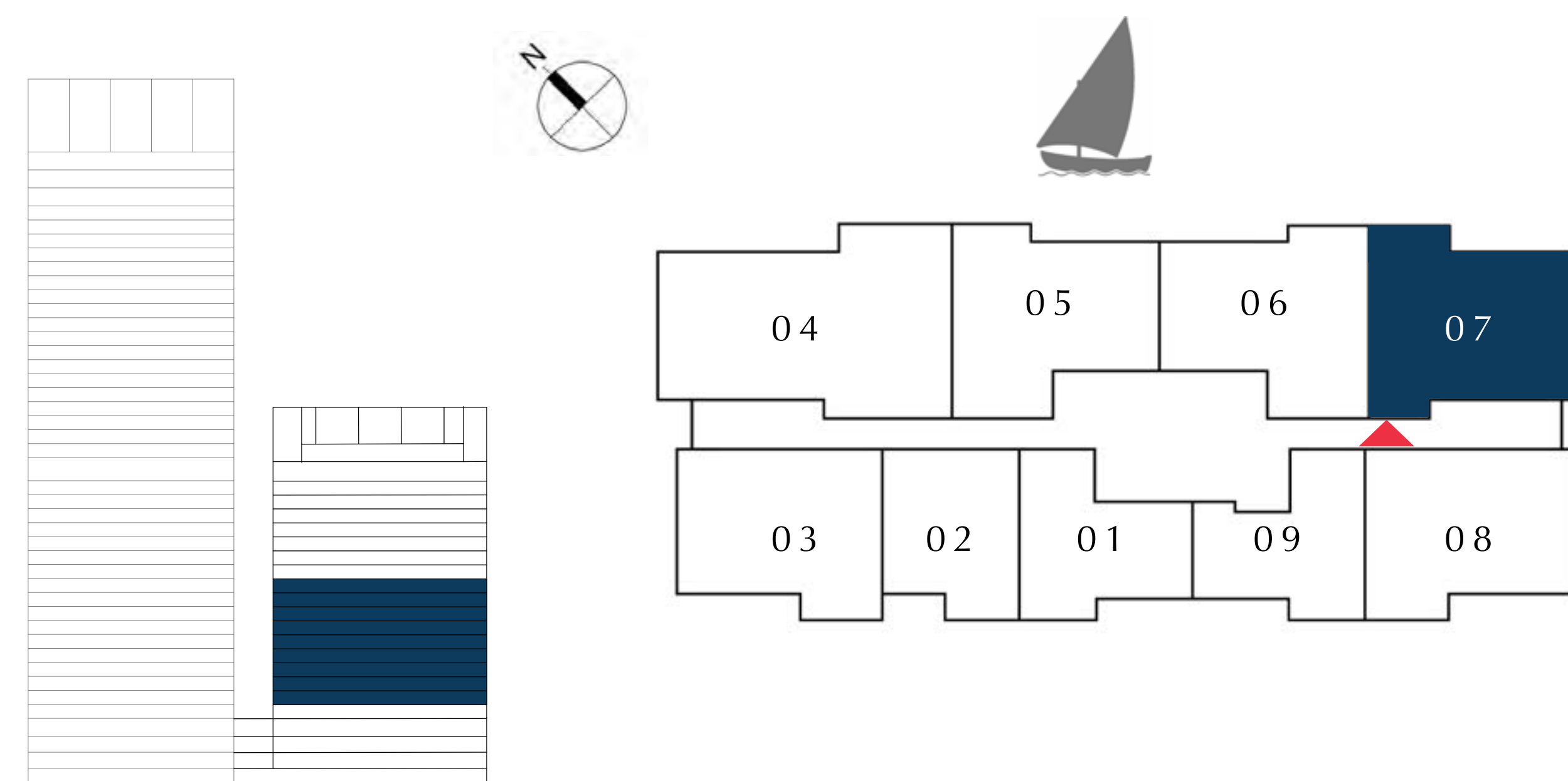
CREEK EDGE

TOWER 2

2 BEDROOM

UNIT 07 | LEVEL 3-9

SUITE AREA	1011.05 SQ.FT.	93.93 SQ.M.
BALCONY AREA	58.99 SQ.FT.	5.48 SQ.M.
TOTAL AREA	1070.04 SQ.FT.	99.41 SQ.M.



FLOOR PLAN 1. All dimensions are in imperial and metric, and measured from finish to finish excluding construction tolerances. 2. All materials, dimensions, and drawings are approximate only. 3. Information is subject to change without notice, at developer's absolute discretion. 4. Actual area may vary from the stated area. 5. Drawings not to scale. 6. All images used are for illustrative purposes only and do not represent the actual size, features, specifications, fittings, and furnishings. 7. The developer reserves the right to make revisions / alterations, at it's absolute discretion, without any liability whatsoever.

DUBAI CREEK HARBOUR

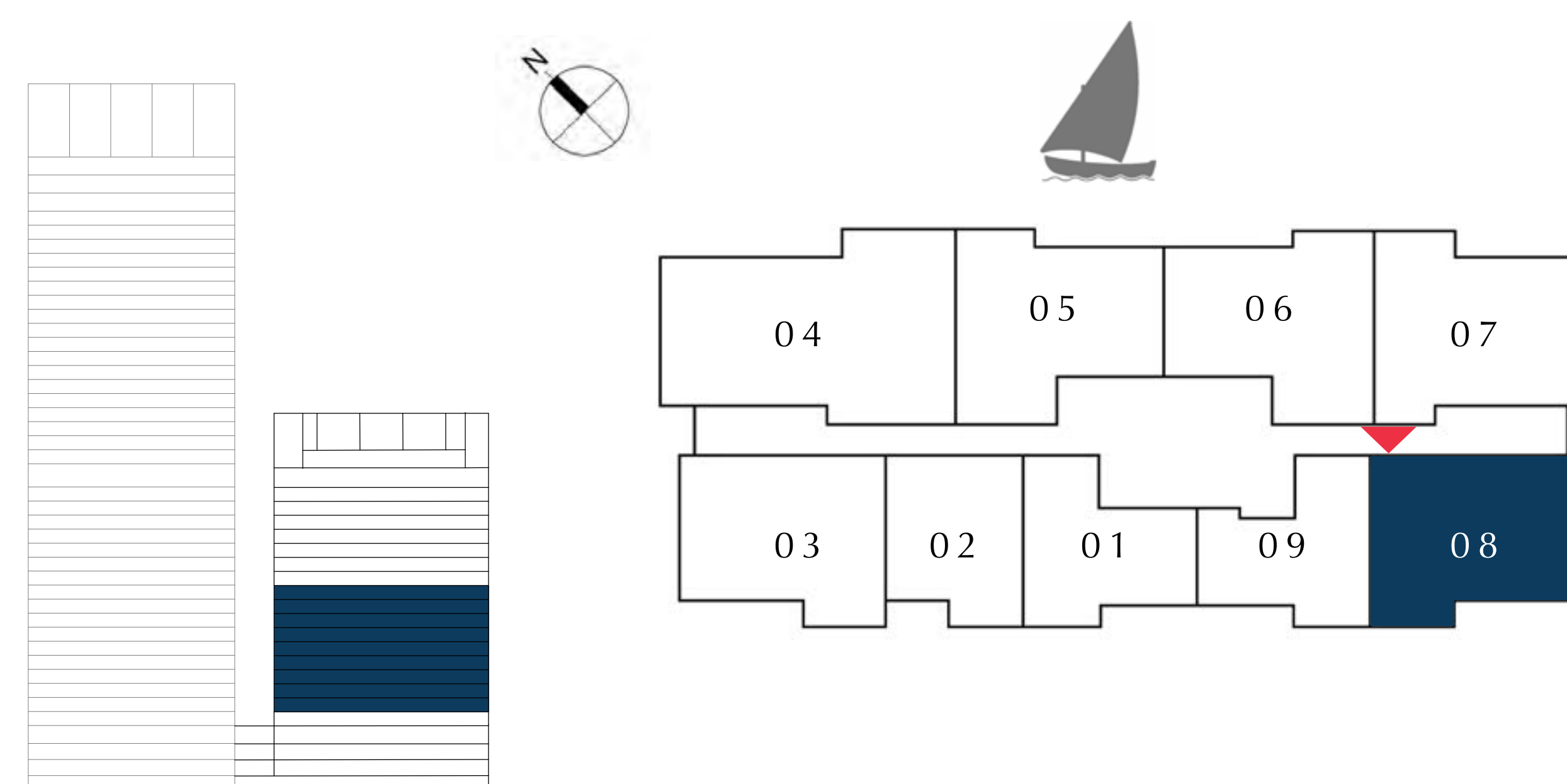
CREEK EDGE

TOWER 2

2 BEDROOM

UNIT 08 | LEVEL 3-9

SUITE AREA	999.75 SQ.FT.	92.88 SQ.M.
BALCONY AREA	68.89 SQ.FT.	6.40 SQ.M.
TOTAL AREA	1068.64 SQ.FT.	99.28 SQ.M.



FLOOR PLAN 1. All dimensions are in imperial and metric, and measured from finish to finish excluding construction tolerances. 2. All materials, dimensions, and drawings are approximate only. 3. Information is subject to change without notice, at developer's absolute discretion. 4. Actual area may vary from the stated area. 5. Drawings not to scale. 6. All images used are for illustrative purposes only and do not represent the actual size, features, specifications, fittings, and furnishings. 7. The developer reserves the right to make revisions / alterations, at it's absolute discretion, without any liability whatsoever.

DUBAI CREEK HARBOUR

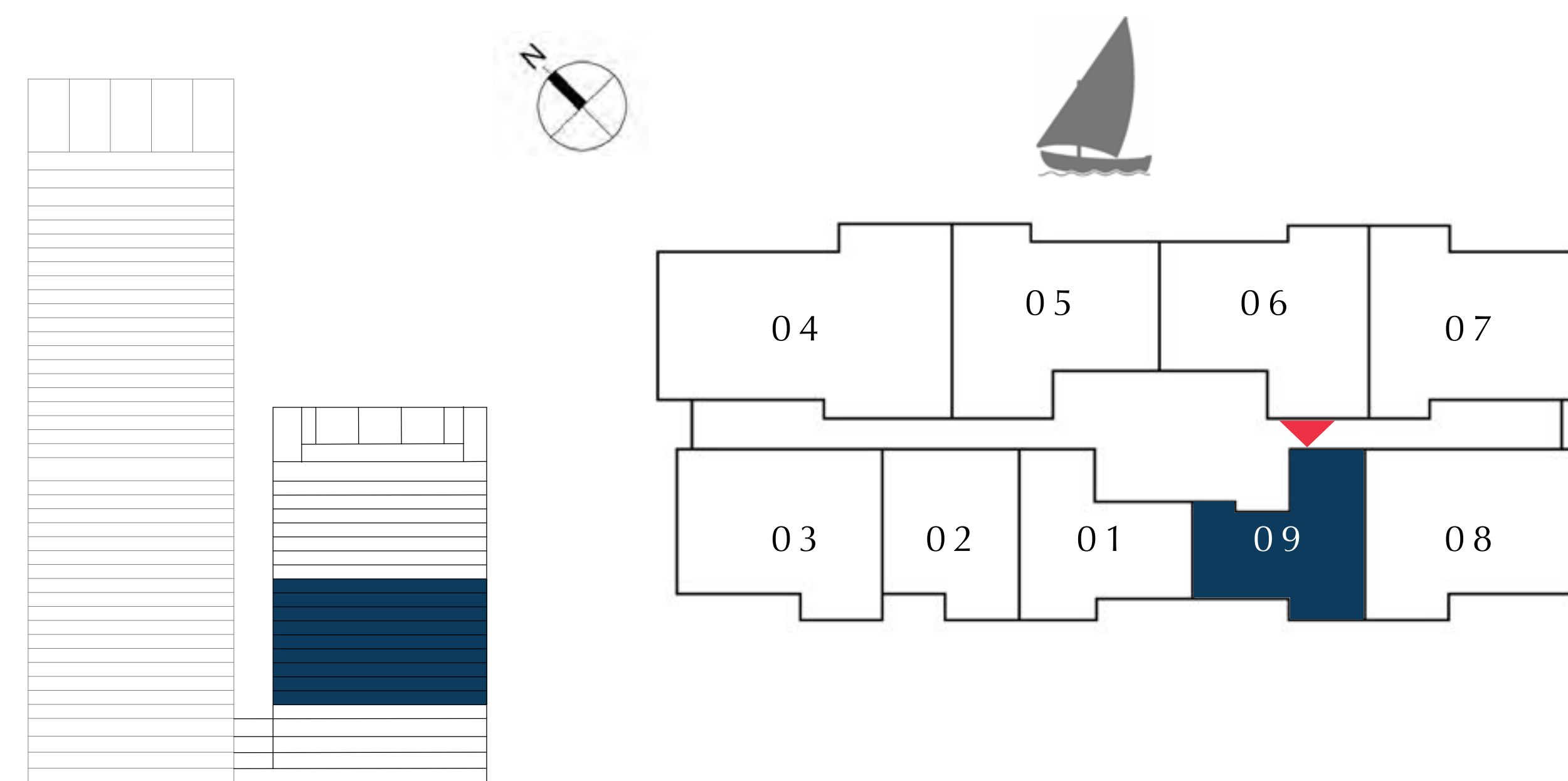
CREEK EDGE

TOWER 2

1 BEDROOM

UNIT 09 | LEVEL 3-9

SUITE AREA	696.53 SQ.FT.	64.71 SQ.M.
BALCONY AREA	63.29 SQ.FT.	5.88 SQ.M.
TOTAL AREA	759.82 SQ.FT.	70.59 SQ.M.



FLOOR PLAN 1. All dimensions are in imperial and metric, and measured from finish to finish excluding construction tolerances. 2. All materials, dimensions, and drawings are approximate only. 3. Information is subject to change without notice, at developer's absolute discretion. 4. Actual area may vary from the stated area. 5. Drawings not to scale. 6. All images used are for illustrative purposes only and do not represent the actual size, features, specifications, fittings, and furnishings. 7. The developer reserves the right to make revisions / alterations, at it's absolute discretion, without any liability whatsoever.

TOWER 2

TIER 2

EMAAR

DUBAI CREEK HARBOUR

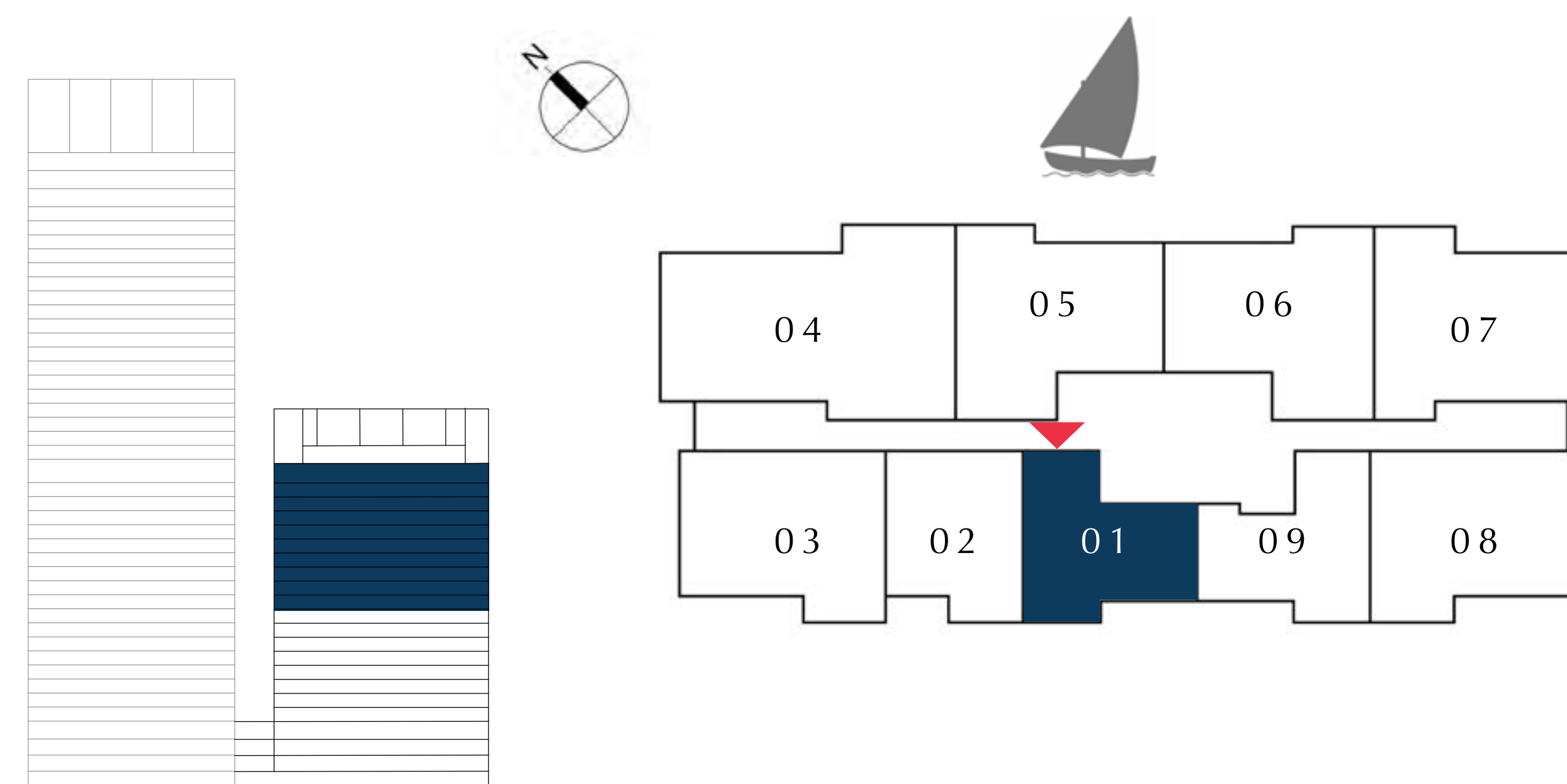
CREEK EDGE

TOWER 2

1 BEDROOM

UNIT 01 | LEVEL 10-19

SUITE AREA	708.80 SQ.FT.	65.85 SQ.M.
BALCONY AREA	70.07 SQ.FT.	6.51 SQ.M.
TOTAL AREA	778.87 SQ.FT.	72.36 SQ.M.



FLOOR PLAN 1. All dimensions are in imperial and metric, and measured from finish to finish excluding construction tolerances. 2. All materials, dimensions, and drawings are approximate only. 3. Information is subject to change without notice, at developer's absolute discretion. 4. Actual area may vary from the stated area. 5. Drawings not to scale. 6. All images used are for illustrative purposes only and do not represent the actual size, features, specifications, fittings, and furnishings. 7. The developer reserves the right to make revisions / alterations, at it's absolute discretion, without any liability whatsoever.

DUBAI CREEK HARBOUR

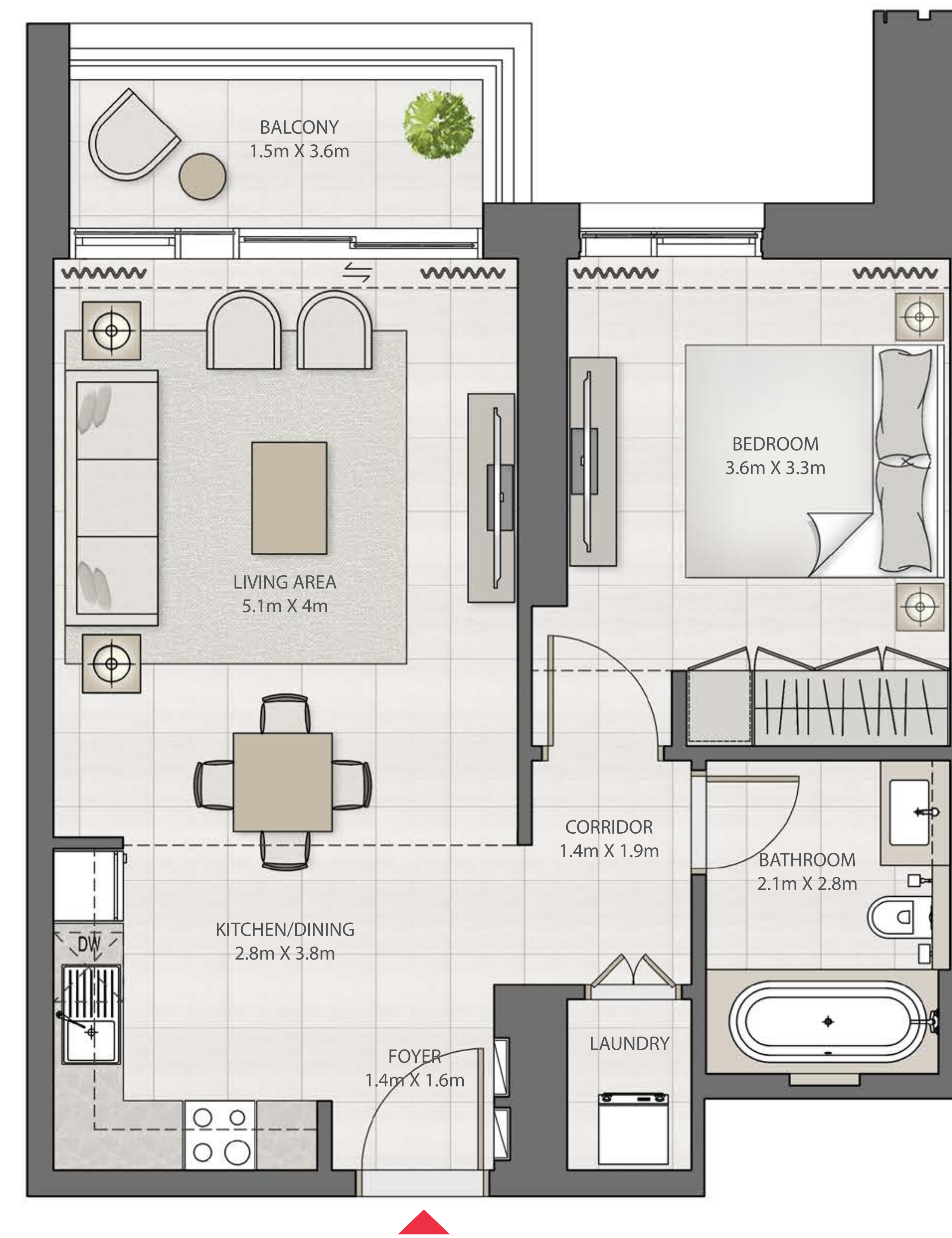
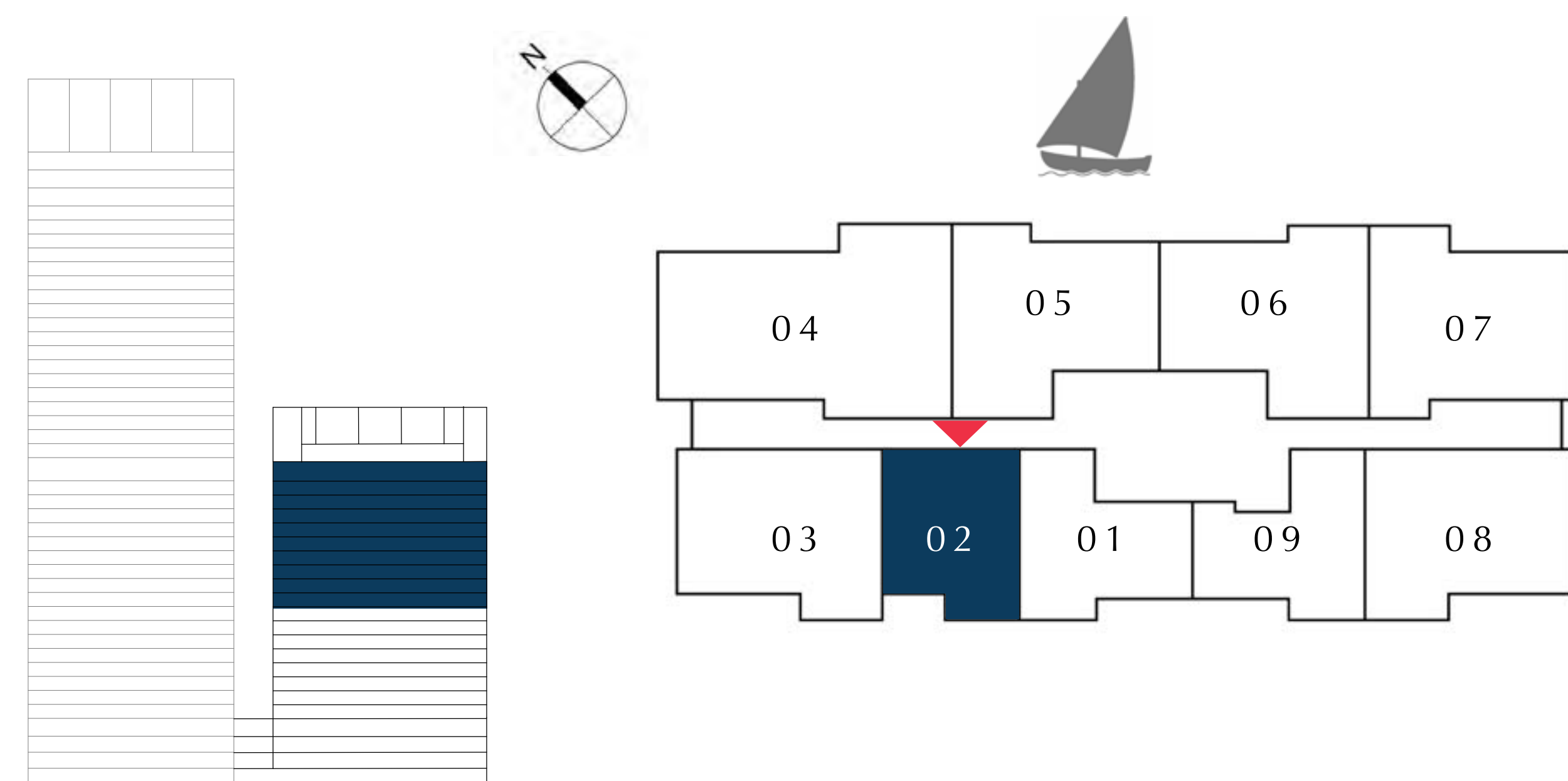
CREEK EDGE

TOWER 2

1 BEDROOM

UNIT 02 | LEVEL 10-19

SUITE AREA	675.11 SQ.FT.	62.72 SQ.M.
BALCONY AREA	66.09 SQ.FT.	6.14 SQ.M.
TOTAL AREA	741.20 SQ.FT.	68.86 SQ.M.



FLOOR PLAN 1. All dimensions are in imperial and metric, and measured from finish to finish excluding construction tolerances. 2. All materials, dimensions, and drawings are approximate only. 3. Information is subject to change without notice, at developer's absolute discretion. 4. Actual area may vary from the stated area. 5. Drawings not to scale. 6. All images used are for illustrative purposes only and do not represent the actual size, features, specifications, fittings, and furnishings. 7. The developer reserves the right to make revisions / alterations, at it's absolute discretion, without any liability whatsoever.

DUBAI CREEK HARBOUR

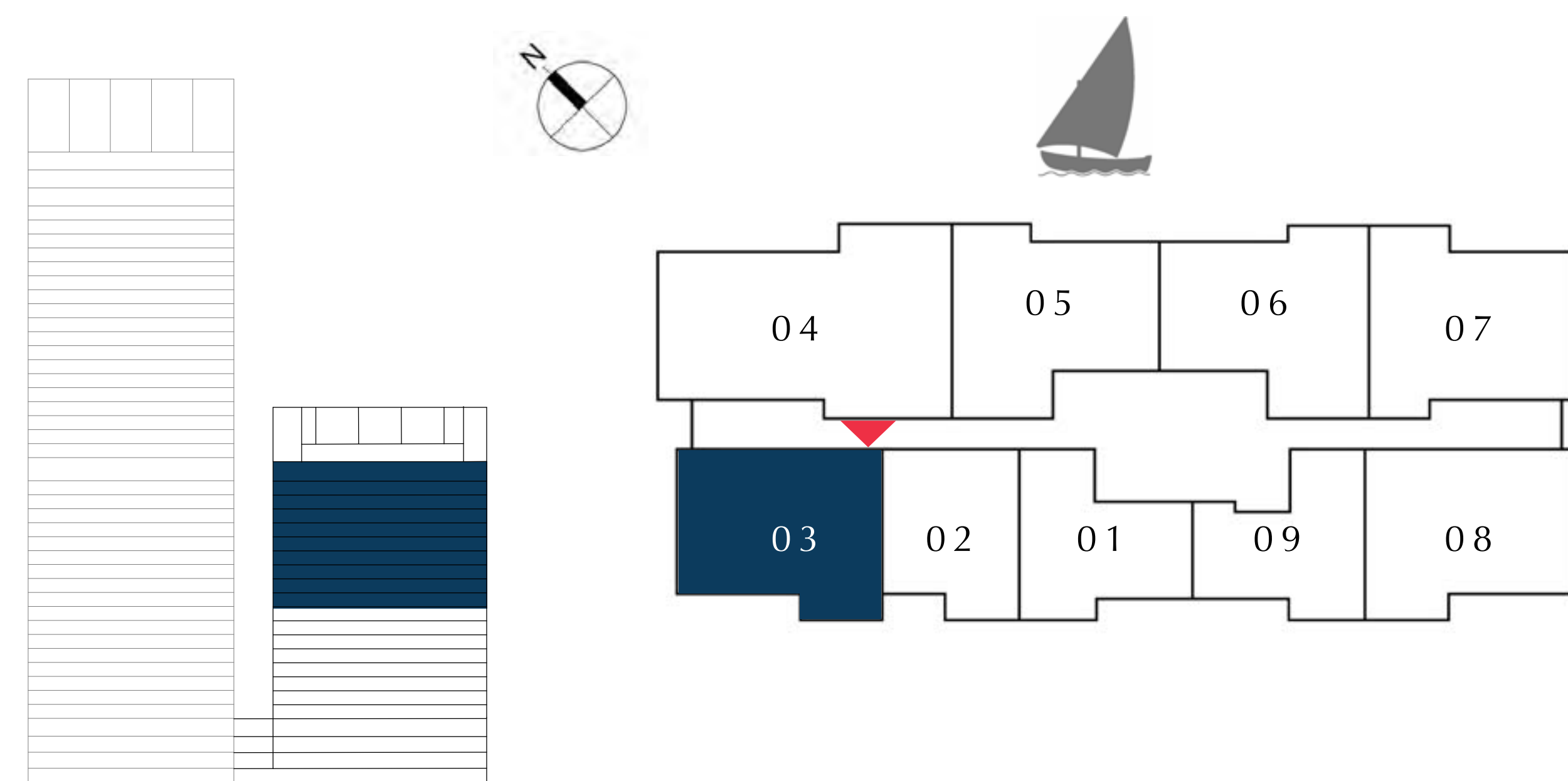
CREEK EDGE

TOWER 2

2 BEDROOM

UNIT 03 | LEVEL 10-19

SUITE AREA	997.17 SQ.FT.	92.64 SQ.M.
BALCONY AREA	70.61 SQ.FT.	6.56 SQ.M.
TOTAL AREA	1067.78 SQ.FT.	99.20 SQ.M.



FLOOR PLAN 1. All dimensions are in imperial and metric, and measured from finish to finish excluding construction tolerances. 2. All materials, dimensions, and drawings are approximate only. 3. Information is subject to change without notice, at developer's absolute discretion. 4. Actual area may vary from the stated area. 5. Drawings not to scale. 6. All images used are for illustrative purposes only and do not represent the actual size, features, specifications, fittings, and furnishings. 7. The developer reserves the right to make revisions / alterations, at it's absolute discretion, without any liability whatsoever.

DUBAI CREEK HARBOUR

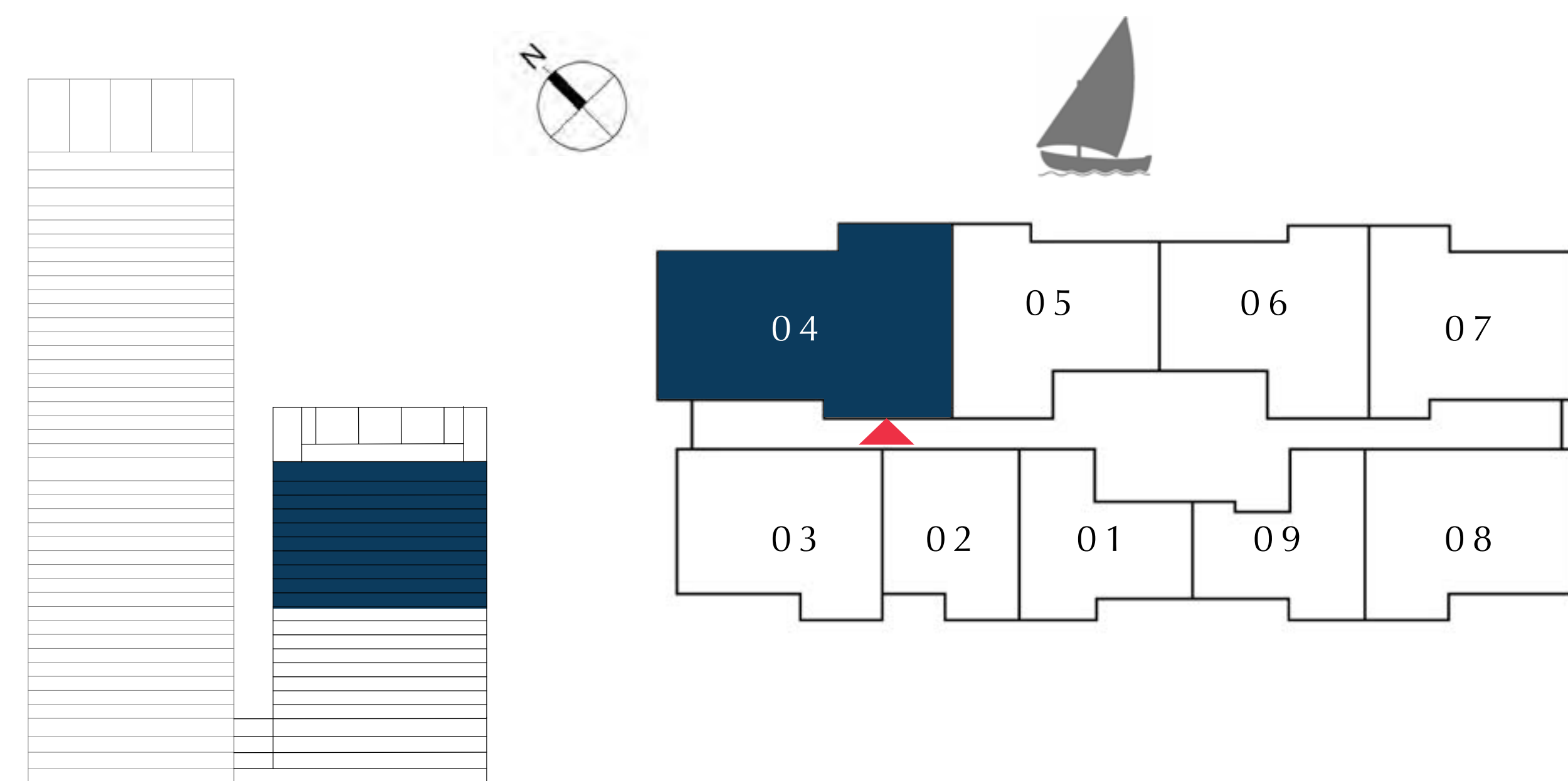
CREEK EDGE

TOWER 2

3 BEDROOM

UNIT 04 | LEVEL 10-19

SUITE AREA	1456.03 SQ.FT.	135.27 SQ.M.
BALCONY AREA	96.44 SQ.FT.	8.96 SQ.M.
TOTAL AREA	1552.47 SQ.FT.	144.23 SQ.M.



FLOOR PLAN 1. All dimensions are in imperial and metric, and measured from finish to finish excluding construction tolerances. 2. All materials, dimensions, and drawings are approximate only. 3. Information is subject to change without notice, at developer's absolute discretion. 4. Actual area may vary from the stated area. 5. Drawings not to scale. 6. All images used are for illustrative purposes only and do not represent the actual size, features, specifications, fittings, and furnishings. 7. The developer reserves the right to make revisions / alterations, at it's absolute discretion, without any liability whatsoever.

DUBAI CREEK HARBOUR

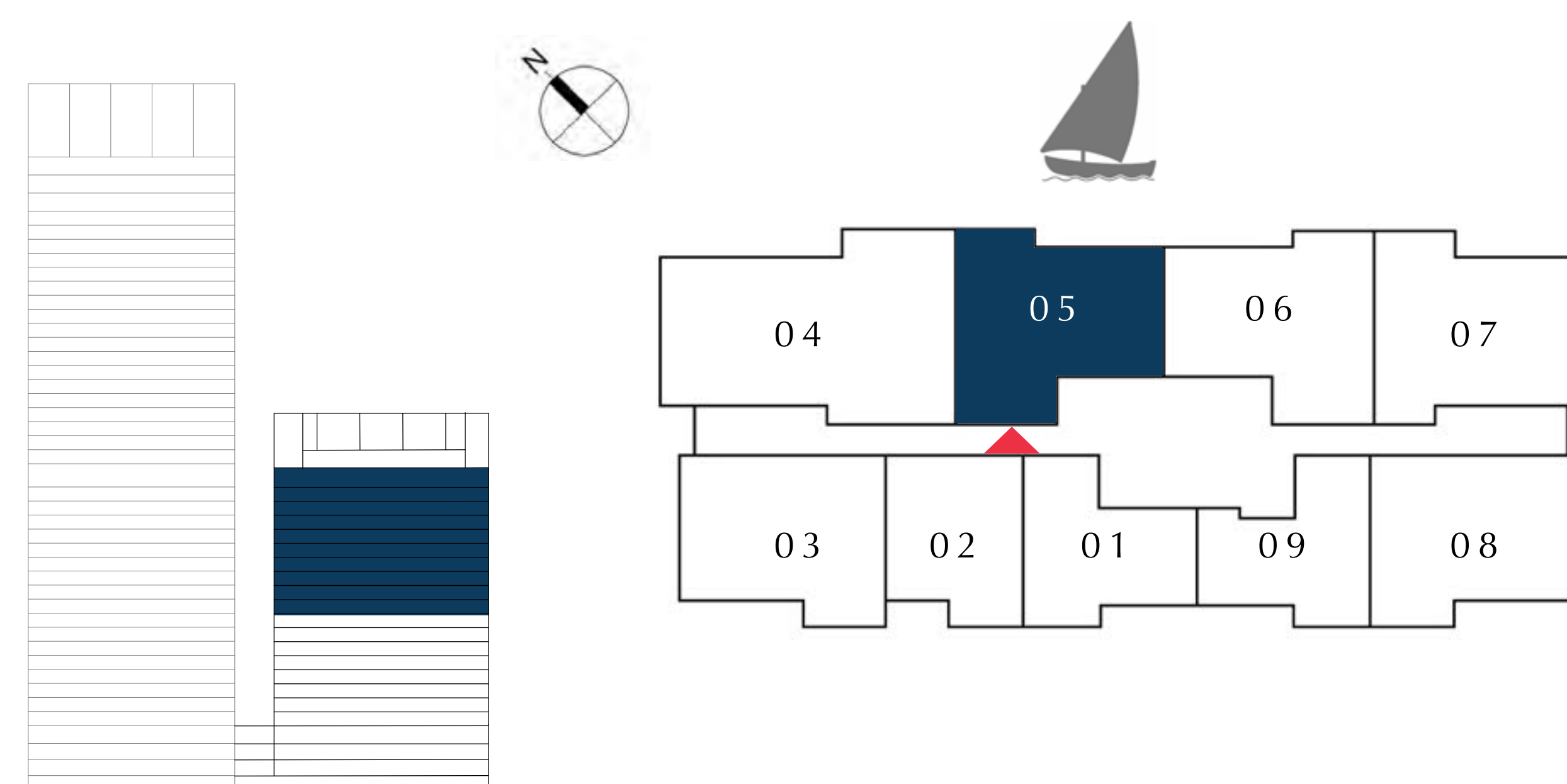
CREEK EDGE

TOWER 2

2 BEDROOM

UNIT 05 | LEVEL 10-19

SUITE AREA	1010.19 SQ.FT.	93.85 SQ.M.
BALCONY AREA	62.75 SQ.FT.	5.83 SQ.M.
TOTAL AREA	1072.94 SQ.FT.	99.68 SQ.M.



FLOOR PLAN 1. All dimensions are in imperial and metric, and measured from finish to finish excluding construction tolerances. 2. All materials, dimensions, and drawings are approximate only. 3. Information is subject to change without notice, at developer's absolute discretion. 4. Actual area may vary from the stated area. 5. Drawings not to scale. 6. All images used are for illustrative purposes only and do not represent the actual size, features, specifications, fittings, and furnishings. 7. The developer reserves the right to make revisions / alterations, at it's absolute discretion, without any liability whatsoever.

DUBAI CREEK HARBOUR

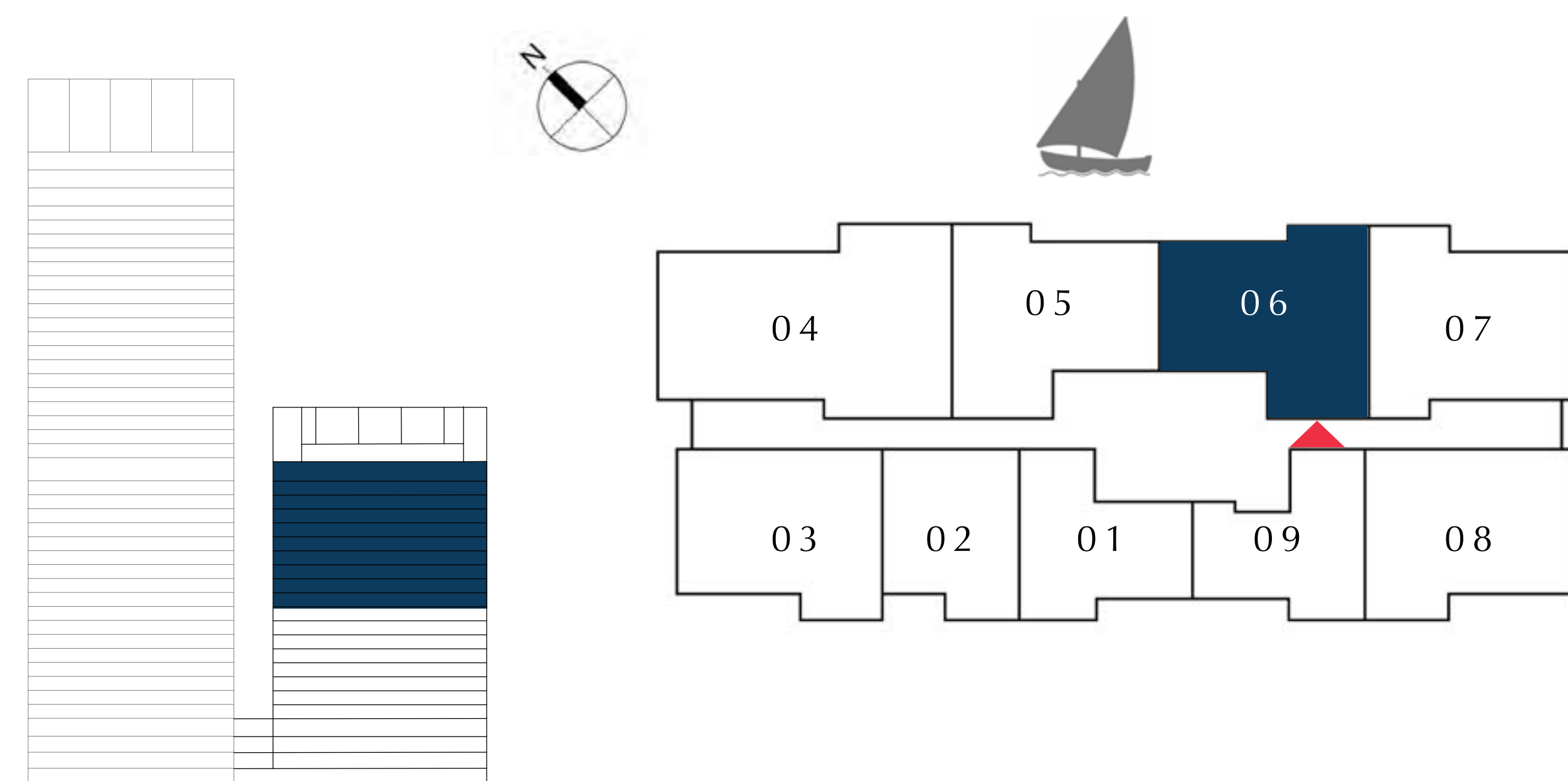
CREEK EDGE

TOWER 2

2 BEDROOM

UNIT 06 | LEVEL 10-19

SUITE AREA	1002.23 SQ.FT.	93.11 SQ.M.
BALCONY AREA	75.89 SQ.FT.	7.05 SQ.M.
TOTAL AREA	1078.12 SQ.FT.	100.16 SQ.M.



FLOOR PLAN 1. All dimensions are in imperial and metric, and measured from finish to finish excluding construction tolerances. 2. All materials, dimensions, and drawings are approximate only. 3. Information is subject to change without notice, at developer's absolute discretion. 4. Actual area may vary from the stated area. 5. Drawings not to scale. 6. All images used are for illustrative purposes only and do not represent the actual size, features, specifications, fittings, and furnishings. 7. The developer reserves the right to make revisions / alterations, at it's absolute discretion, without any liability whatsoever.

DUBAI CREEK HARBOUR

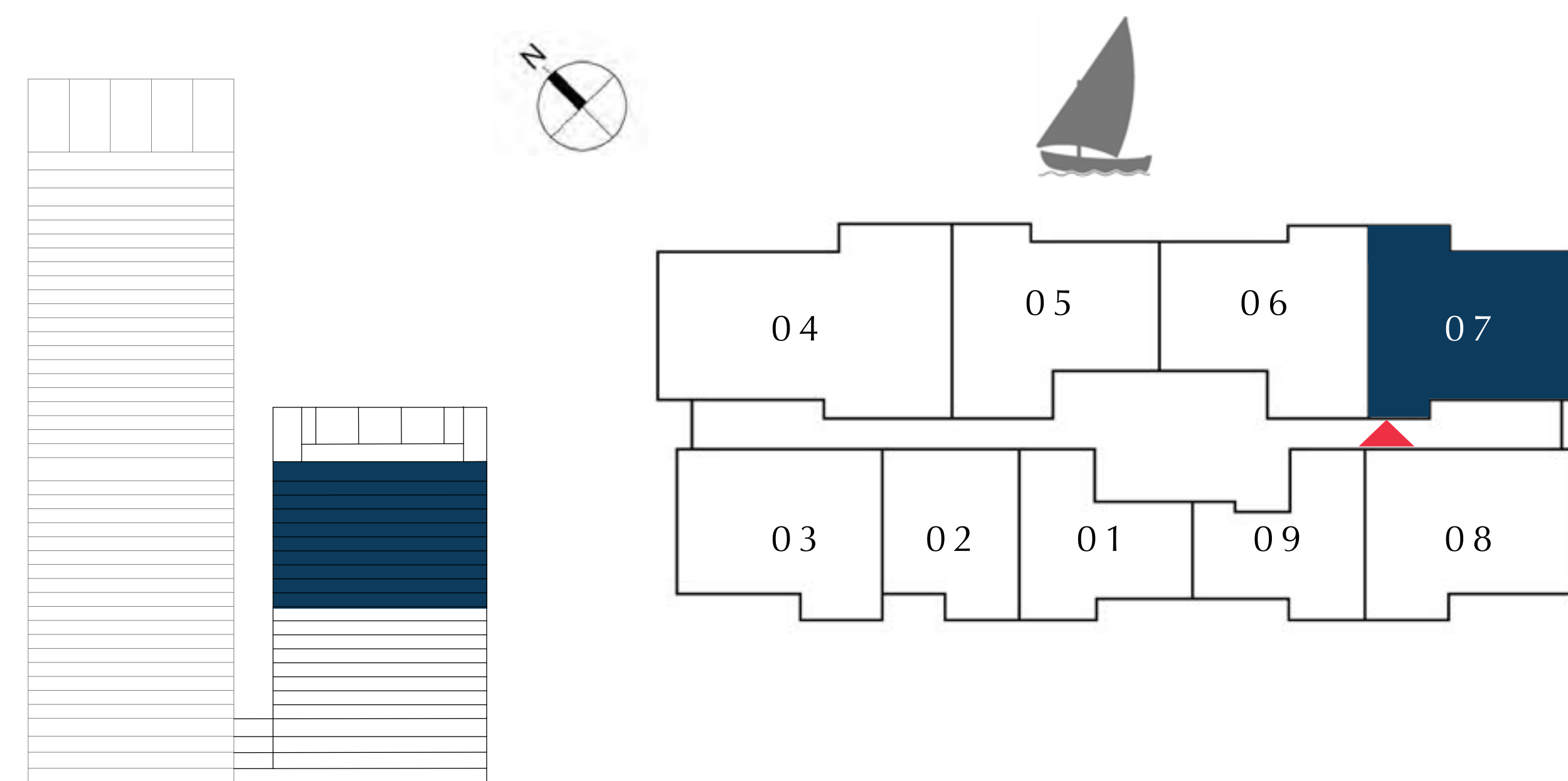
CREEK EDGE

TOWER 2

2 BEDROOM

UNIT 07 | LEVEL 10-19

SUITE AREA	1009.87 SQ.FT.	93.82 SQ.M.
BALCONY AREA	58.99 SQ.FT.	5.48 SQ.M.
TOTAL AREA	1068.86 SQ.FT.	99.30 SQ.M.



FLOOR PLAN 1. All dimensions are in imperial and metric, and measured from finish to finish excluding construction tolerances. 2. All materials, dimensions, and drawings are approximate only. 3. Information is subject to change without notice, at developer's absolute discretion. 4. Actual area may vary from the stated area. 5. Drawings not to scale. 6. All images used are for illustrative purposes only and do not represent the actual size, features, specifications, fittings, and furnishings. 7. The developer reserves the right to make revisions / alterations, at it's absolute discretion, without any liability whatsoever.

DUBAI CREEK HARBOUR

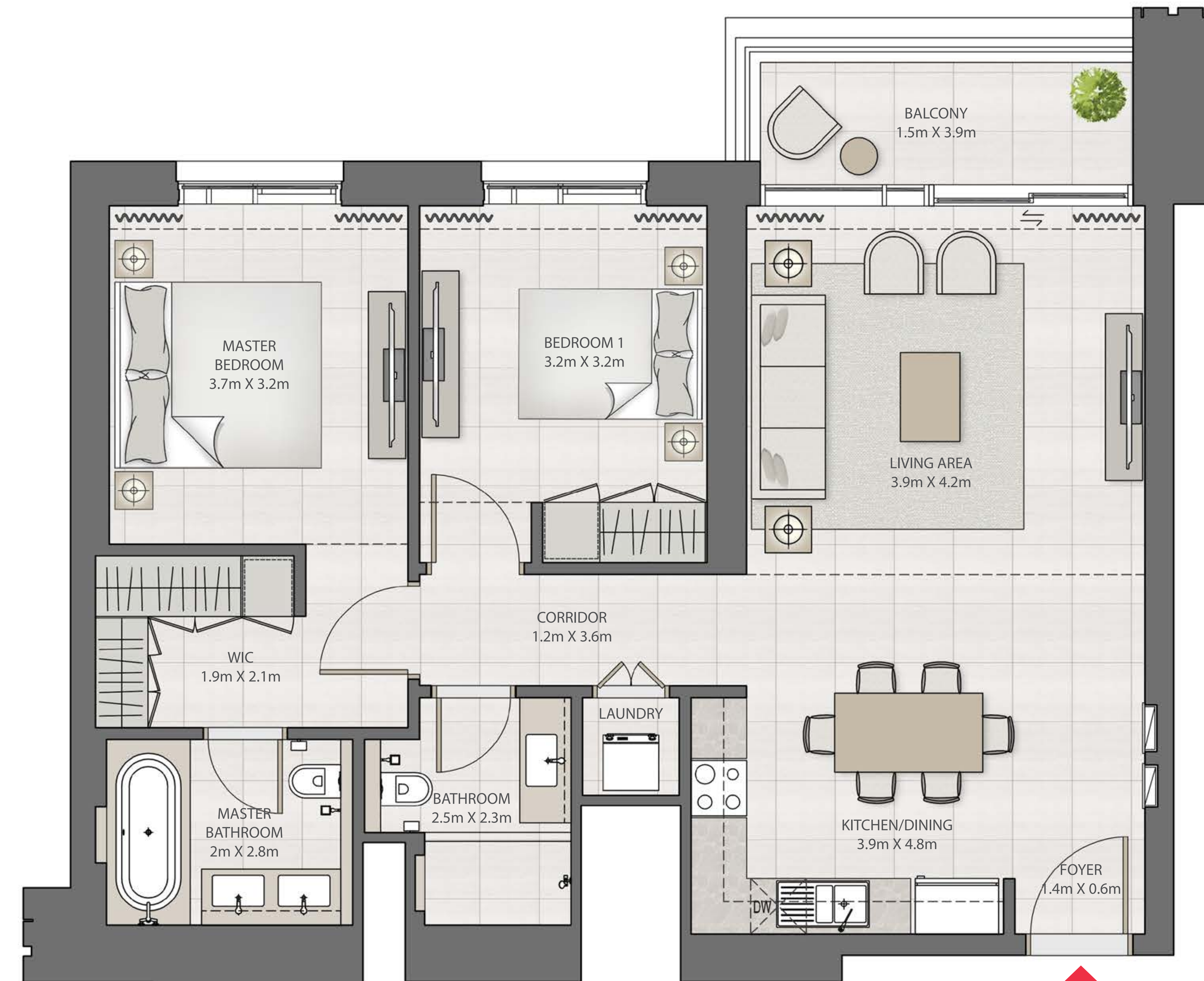
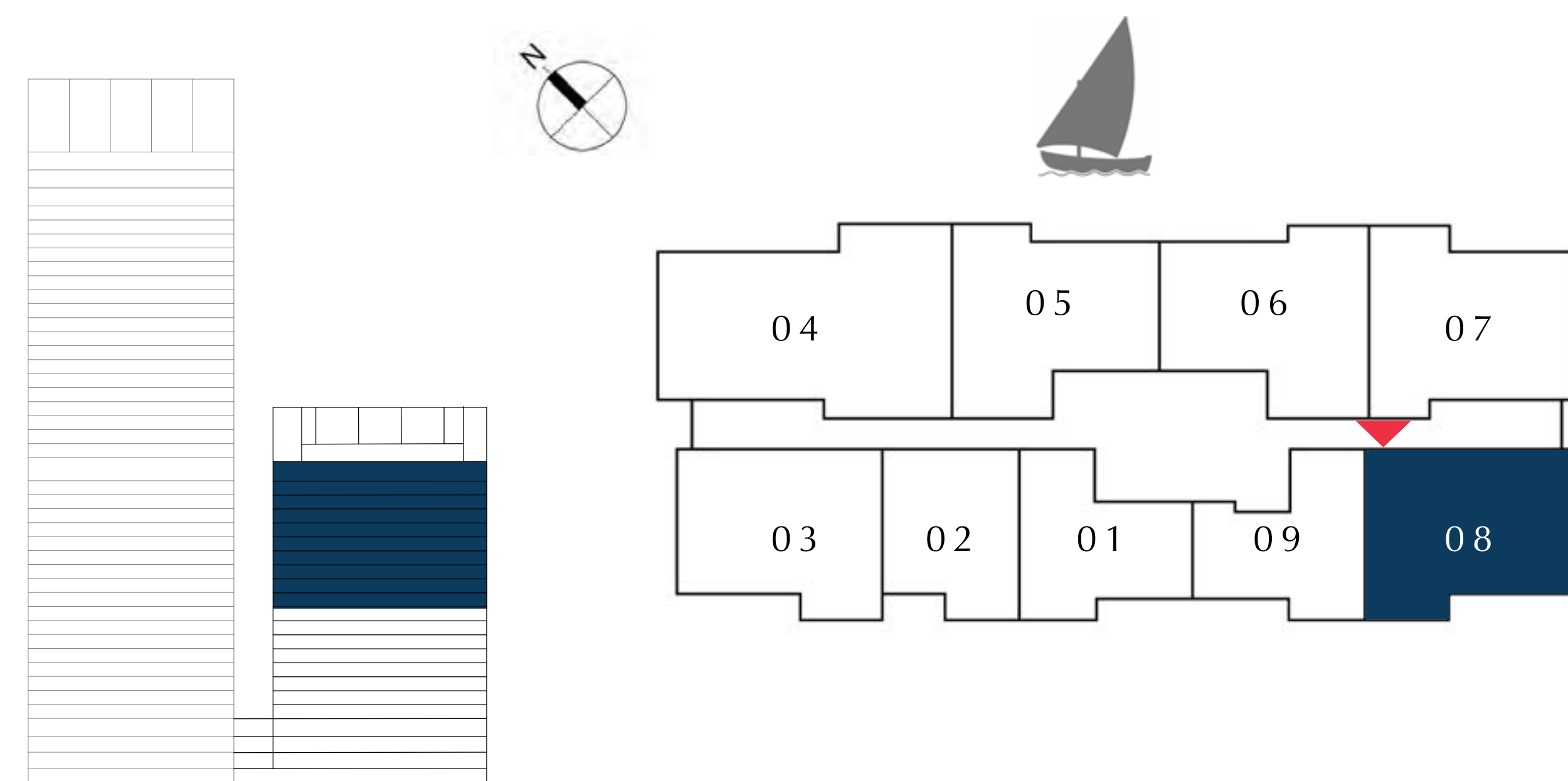
CREEK EDGE

TOWER 2

2 BEDROOM

UNIT 08 | LEVEL 10-19

SUITE AREA	997.81 SQ.FT.	92.70 SQ.M.
BALCONY AREA	68.89 SQ.FT.	6.40 SQ.M.
TOTAL AREA	1066.70 SQ.FT.	99.10 SQ.M.



FLOOR PLAN 1. All dimensions are in imperial and metric, and measured from finish to finish excluding construction tolerances. 2. All materials, dimensions, and drawings are approximate only. 3. Information is subject to change without notice, at developer's absolute discretion. 4. Actual area may vary from the stated area. 5. Drawings not to scale. 6. All images used are for illustrative purposes only and do not represent the actual size, features, specifications, fittings, and furnishings. 7. The developer reserves the right to make revisions / alterations, at it's absolute discretion, without any liability whatsoever.

DUBAI CREEK HARBOUR

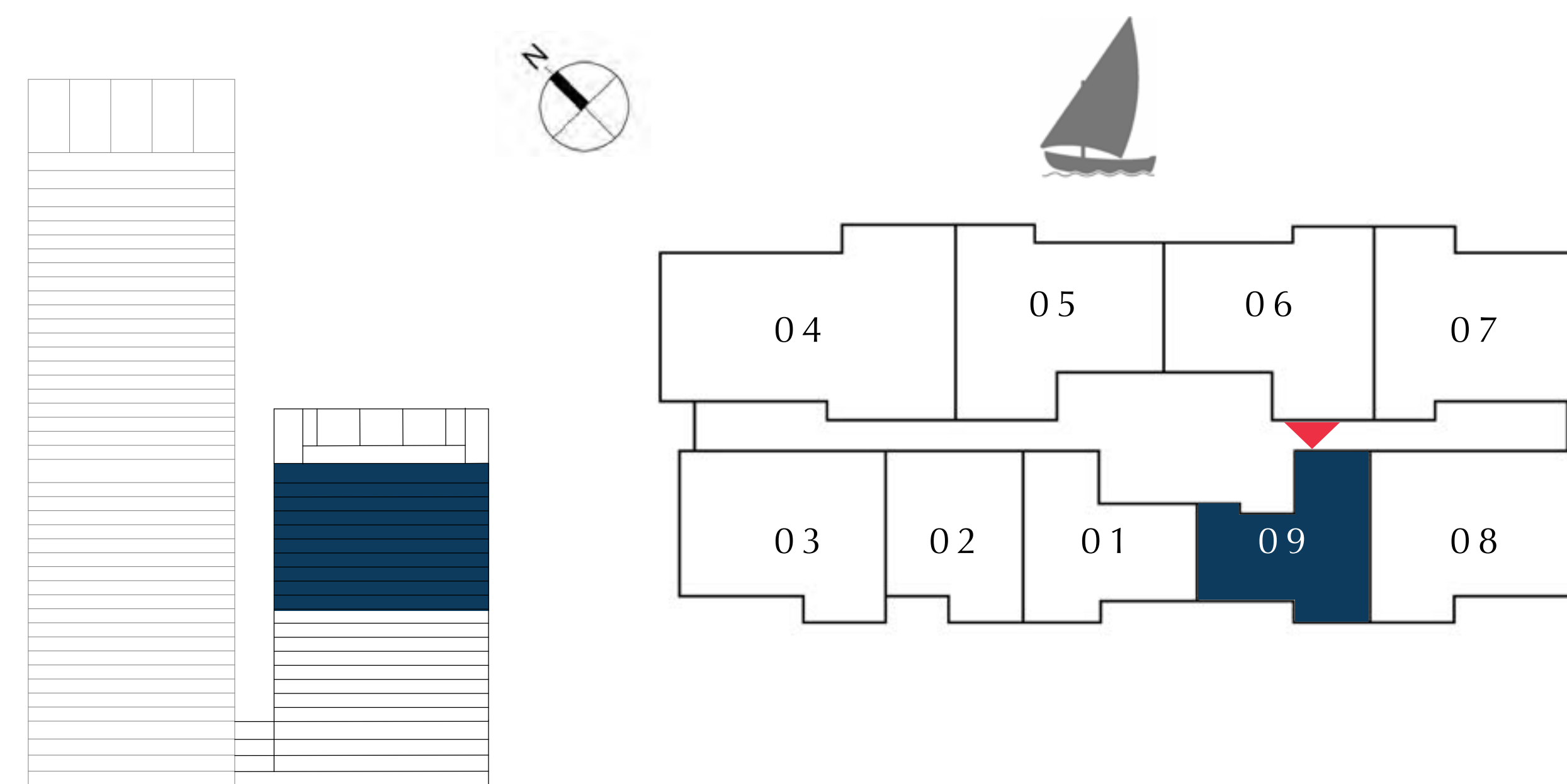
CREEK EDGE

TOWER 2

1 BEDROOM

UNIT 09 | LEVEL 10-19

SUITE AREA	695.35 SQ.FT.	64.60 SQ.M.
BALCONY AREA	63.29 SQ.FT.	5.88 SQ.M.
TOTAL AREA	758.64 SQ.FT.	70.48 SQ.M.



FLOOR PLAN 1. All dimensions are in imperial and metric, and measured from finish to finish excluding construction tolerances. 2. All materials, dimensions, and drawings are approximate only. 3. Information is subject to change without notice, at developer's absolute discretion. 4. Actual area may vary from the stated area. 5. Drawings not to scale. 6. All images used are for illustrative purposes only and do not represent the actual size, features, specifications, fittings, and furnishings. 7. The developer reserves the right to make revisions / alterations, at it's absolute discretion, without any liability whatsoever.

TOWER 2

PODIUM 1

EMAAR

DUBAI CREEK HARBOUR

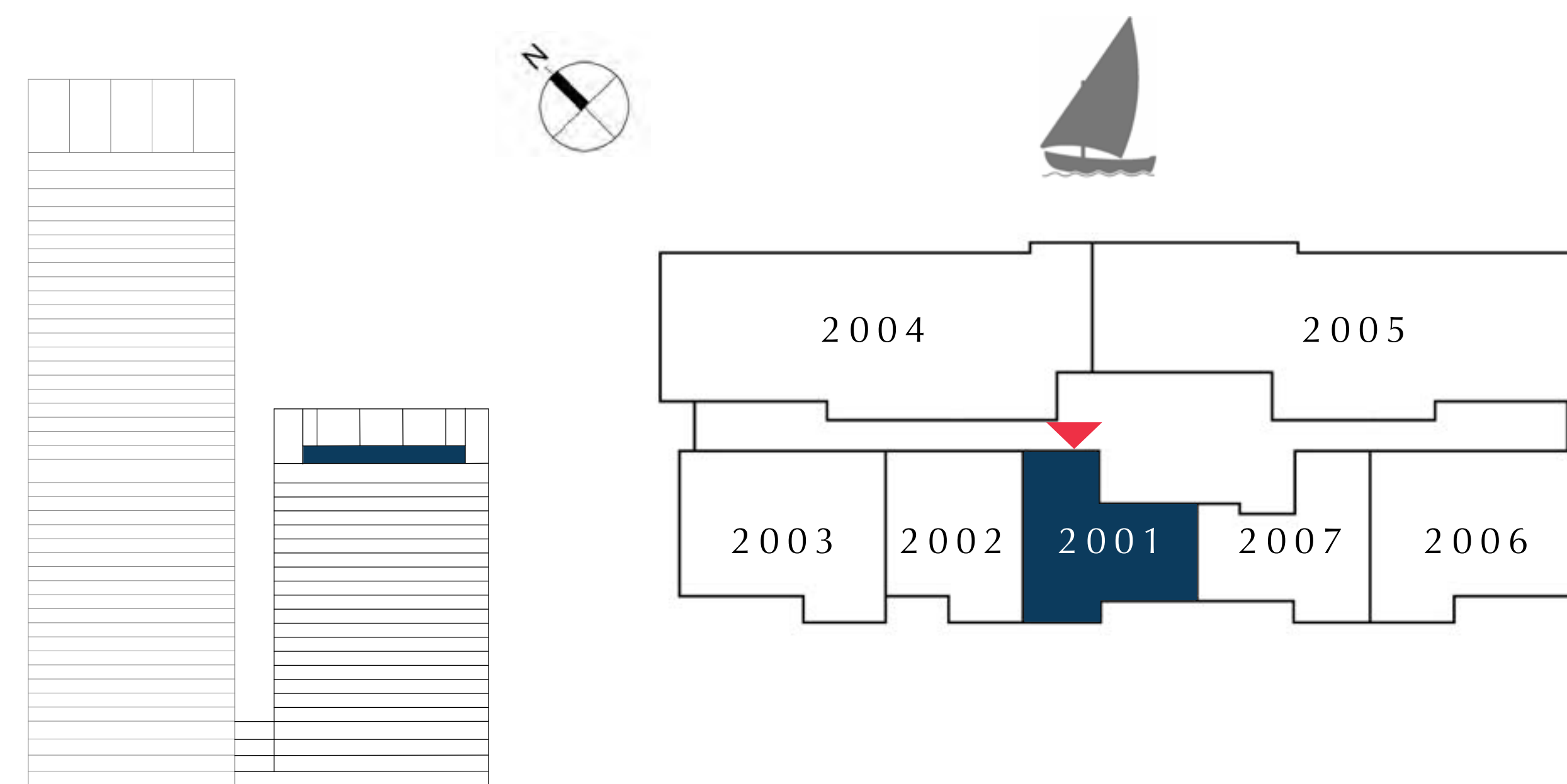
CREEK EDGE

TOWER 2

1 BEDROOM

UNIT 2001 | LEVEL 20

SUITE AREA	708.70 SQ.FT.	65.84 SQ.M.
BALCONY AREA	70.07 SQ.FT.	6.51 SQ.M.
TOTAL AREA	778.77 SQ.FT.	72.35 SQ.M.



FLOOR PLAN 1. All dimensions are in imperial and metric, and measured from finish to finish excluding construction tolerances. 2. All materials, dimensions, and drawings are approximate only. 3. Information is subject to change without notice, at developer's absolute discretion. 4. Actual area may vary from the stated area. 5. Drawings not to scale. 6. All images used are for illustrative purposes only and do not represent the actual size, features, specifications, fittings, and furnishings. 7. The developer reserves the right to make revisions / alterations, at it's absolute discretion, without any liability whatsoever.

DUBAI CREEK HARBOUR

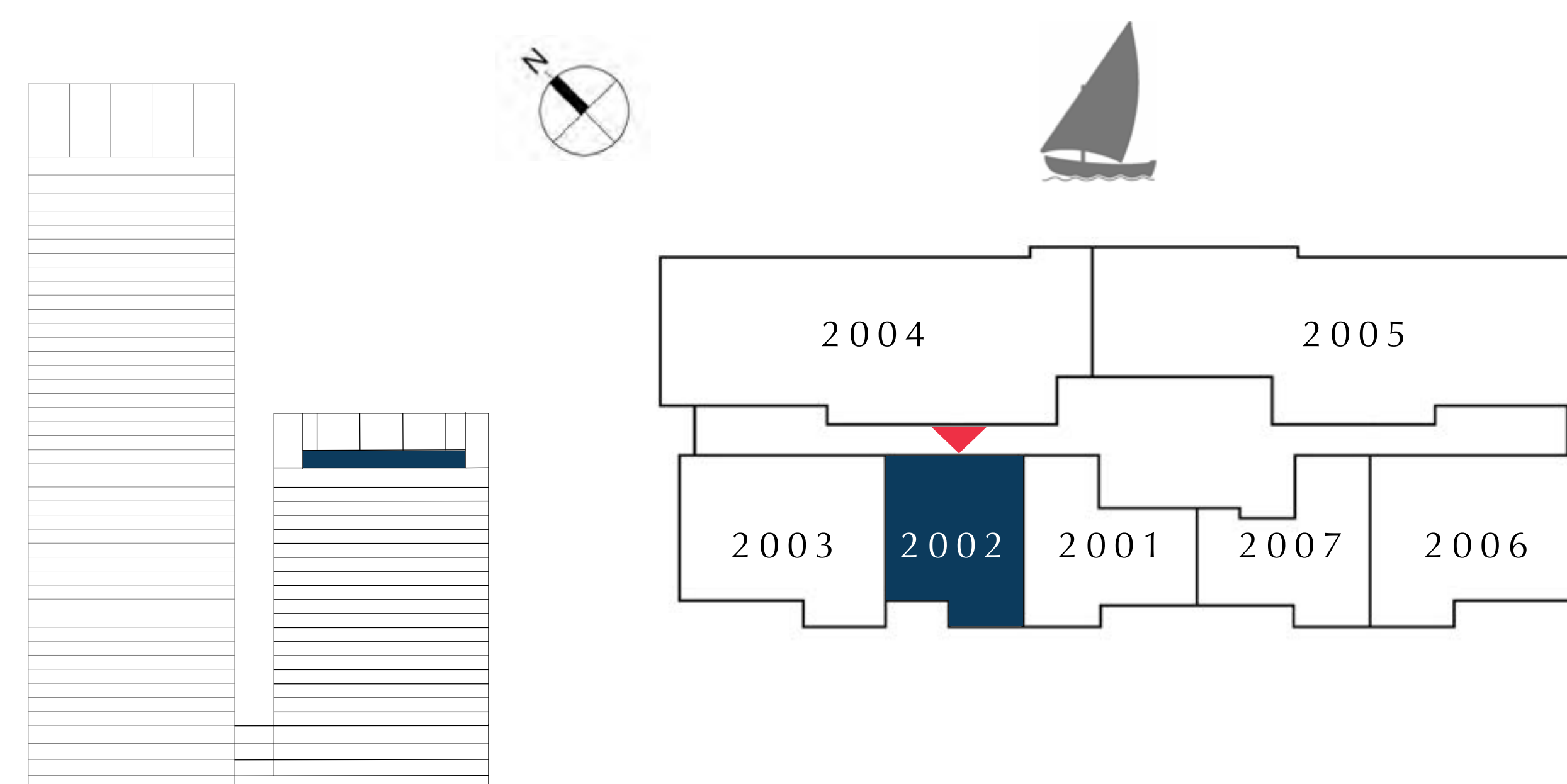
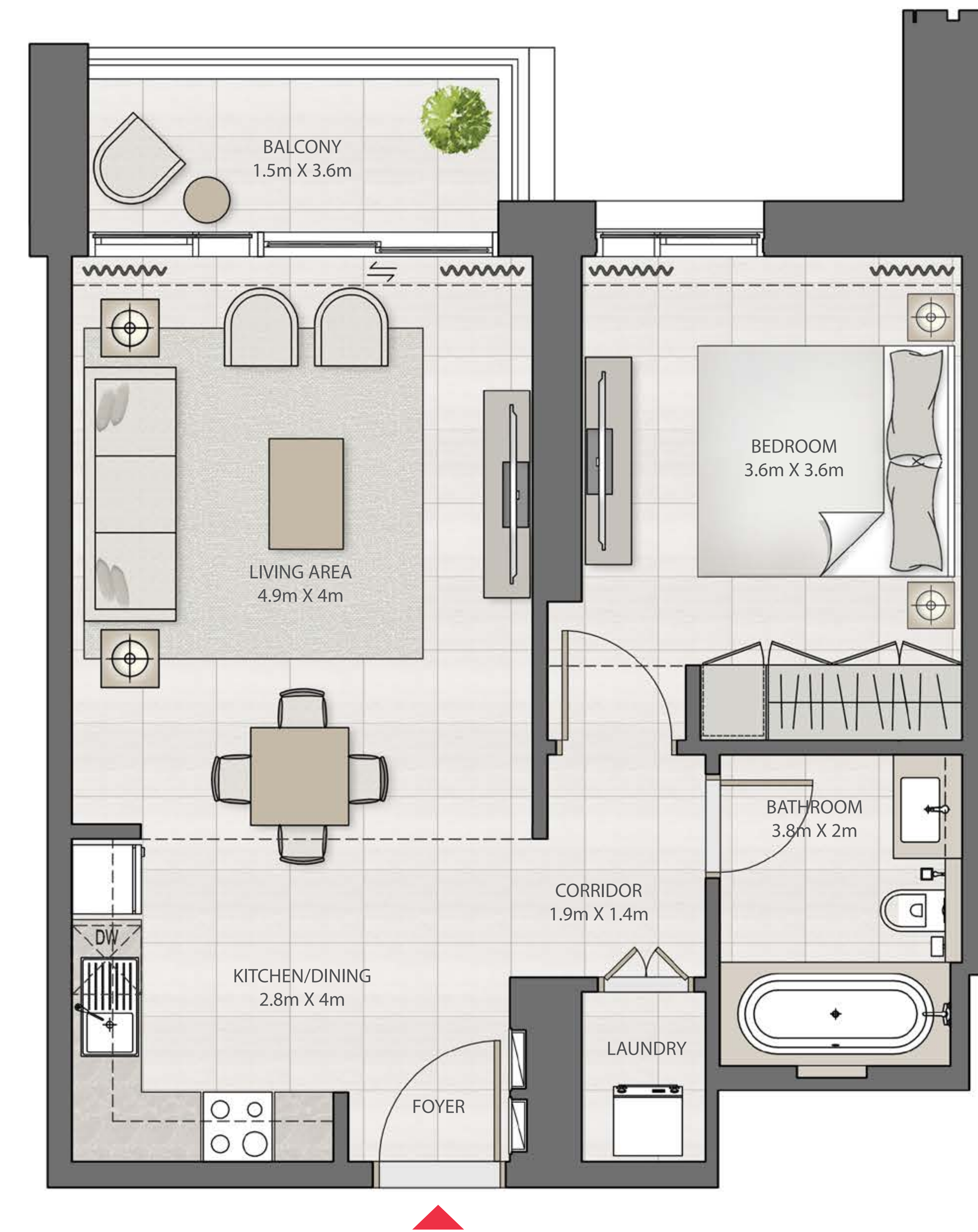
CREEK EDGE

TOWER 2

1 BEDROOM

UNIT 2002 | LEVEL 20

SUITE AREA	675.11 SQ.FT.	62.72 SQ.M.
BALCONY AREA	66.09 SQ.FT.	6.14 SQ.M.
TOTAL AREA	741.20 SQ.FT.	68.86 SQ.M.



FLOOR PLAN 1. All dimensions are in imperial and metric, and measured from finish to finish excluding construction tolerances. 2. All materials, dimensions, and drawings are approximate only. 3. Information is subject to change without notice, at developer's absolute discretion. 4. Actual area may vary from the stated area. 5. Drawings not to scale. 6. All images used are for illustrative purposes only and do not represent the actual size, features, specifications, fittings, and furnishings. 7. The developer reserves the right to make revisions / alterations, at it's absolute discretion, without any liability whatsoever.

DUBAI CREEK HARBOUR

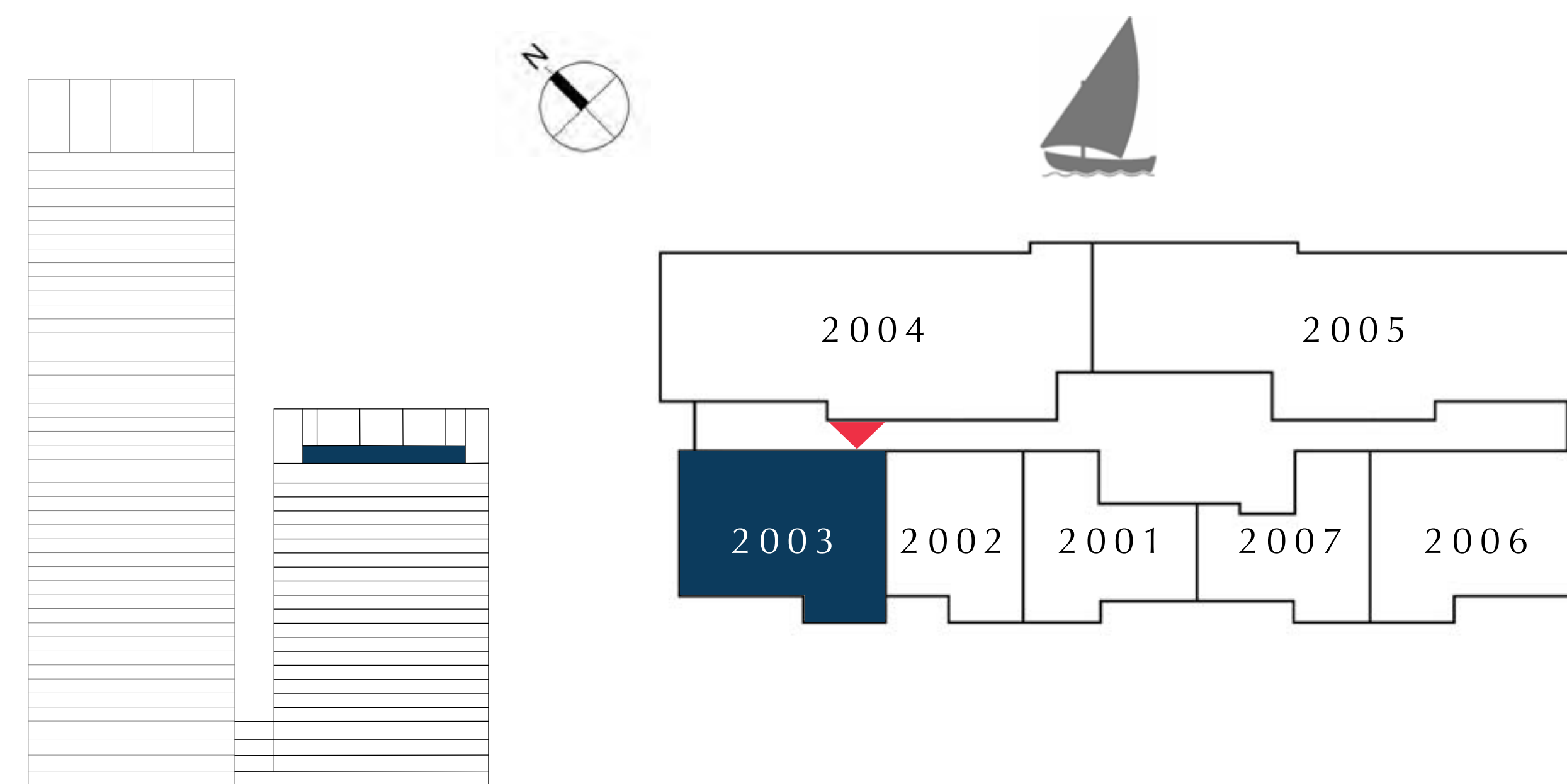
CREEK EDGE

TOWER 2

2 BEDROOM

UNIT 2003 | LEVEL 20

SUITE AREA	997.17 SQ.FT.	92.64 SQ.M.
BALCONY AREA	70.61 SQ.FT.	6.56 SQ.M.
TOTAL AREA	1067.78 SQ.FT.	99.20 SQ.M.



FLOOR PLAN 1. All dimensions are in imperial and metric, and measured from finish to finish excluding construction tolerances. 2. All materials, dimensions, and drawings are approximate only. 3. Information is subject to change without notice, at developer's absolute discretion. 4. Actual area may vary from the stated area. 5. Drawings not to scale. 6. All images used are for illustrative purposes only and do not represent the actual size, features, specifications, fittings, and furnishings. 7. The developer reserves the right to make revisions / alterations, at it's absolute discretion, without any liability whatsoever.

DUBAI CREEK HARBOUR

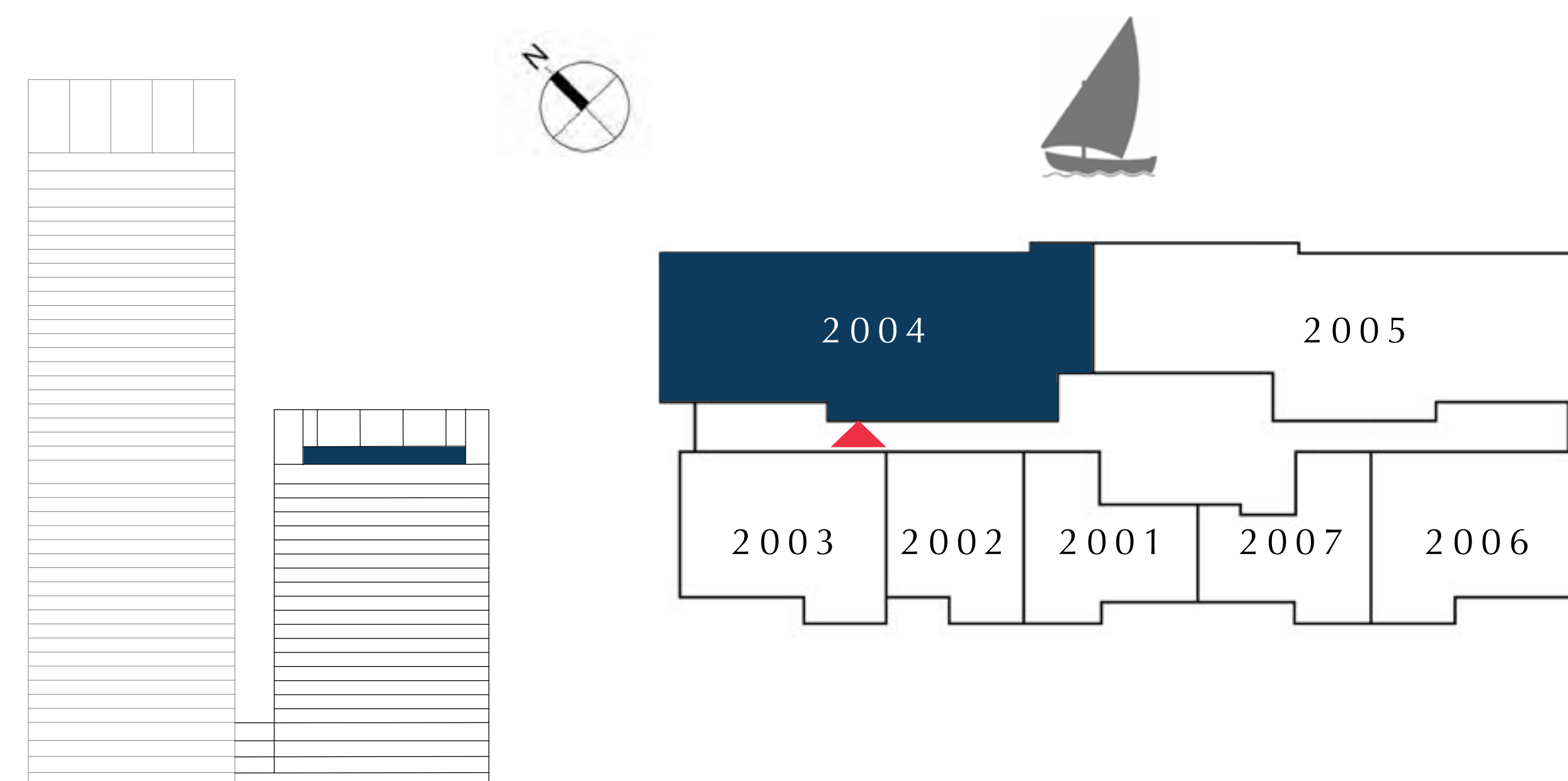
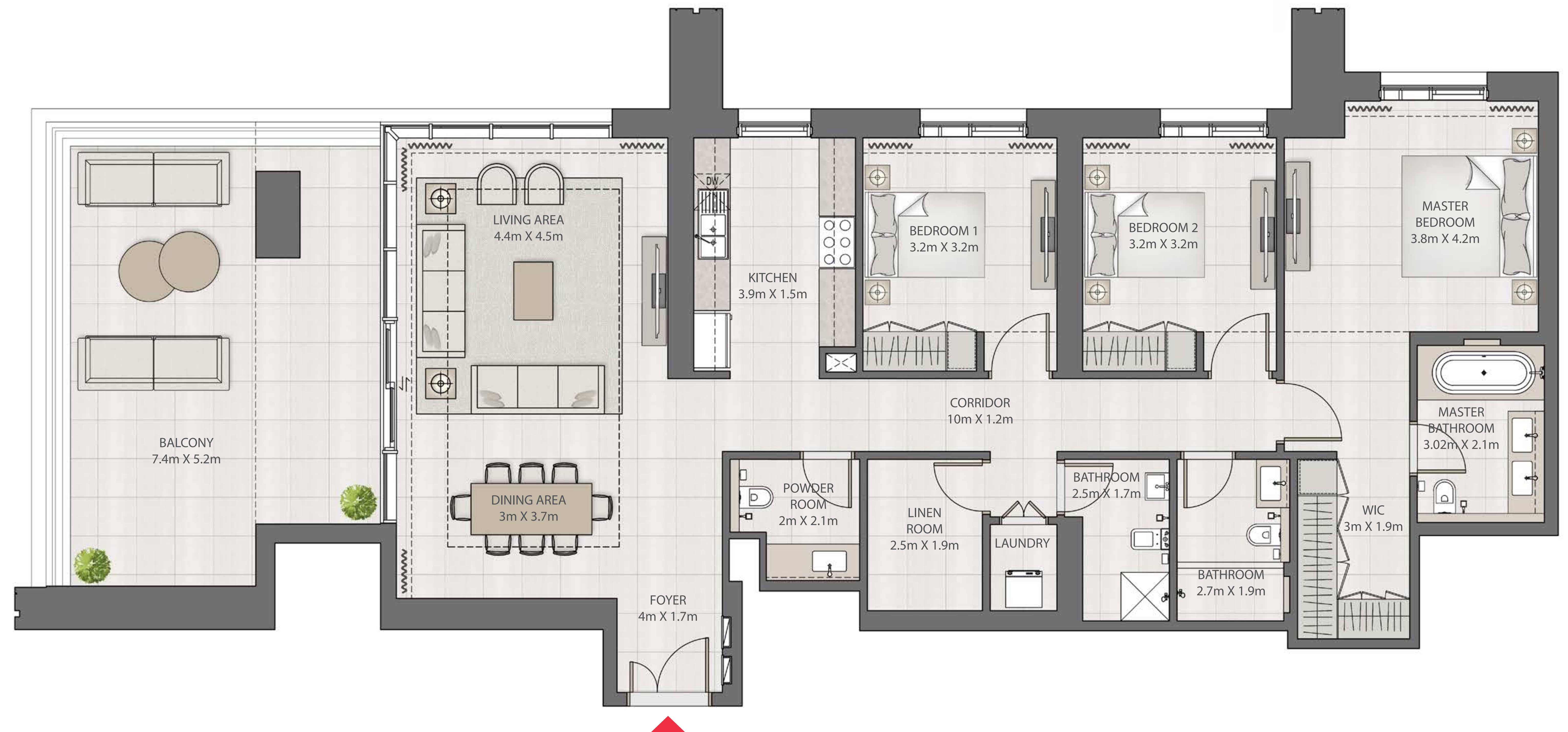
CREEK EDGE

TOWER 2

3 BEDROOM

UNIT 2004 | LEVEL 20

SUITE AREA	1691.01 SQ.FT.	157.10 SQ.M.
BALCONY AREA	446.92 SQ.FT.	41.52 SQ.M.
TOTAL AREA	2137.93 SQ.FT.	198.62 SQ.M.



FLOOR PLAN 1. All dimensions are in imperial and metric, and measured from finish to finish excluding construction tolerances. 2. All materials, dimensions, and drawings are approximate only. 3. Information is subject to change without notice, at developer's absolute discretion. 4. Actual area may vary from the stated area. 5. Drawings not to scale. 6. All images used are for illustrative purposes only and do not represent the actual size, features, specifications, fittings, and furnishings. 7. The developer reserves the right to make revisions / alterations, at it's absolute discretion, without any liability whatsoever.

DUBAI CREEK HARBOUR

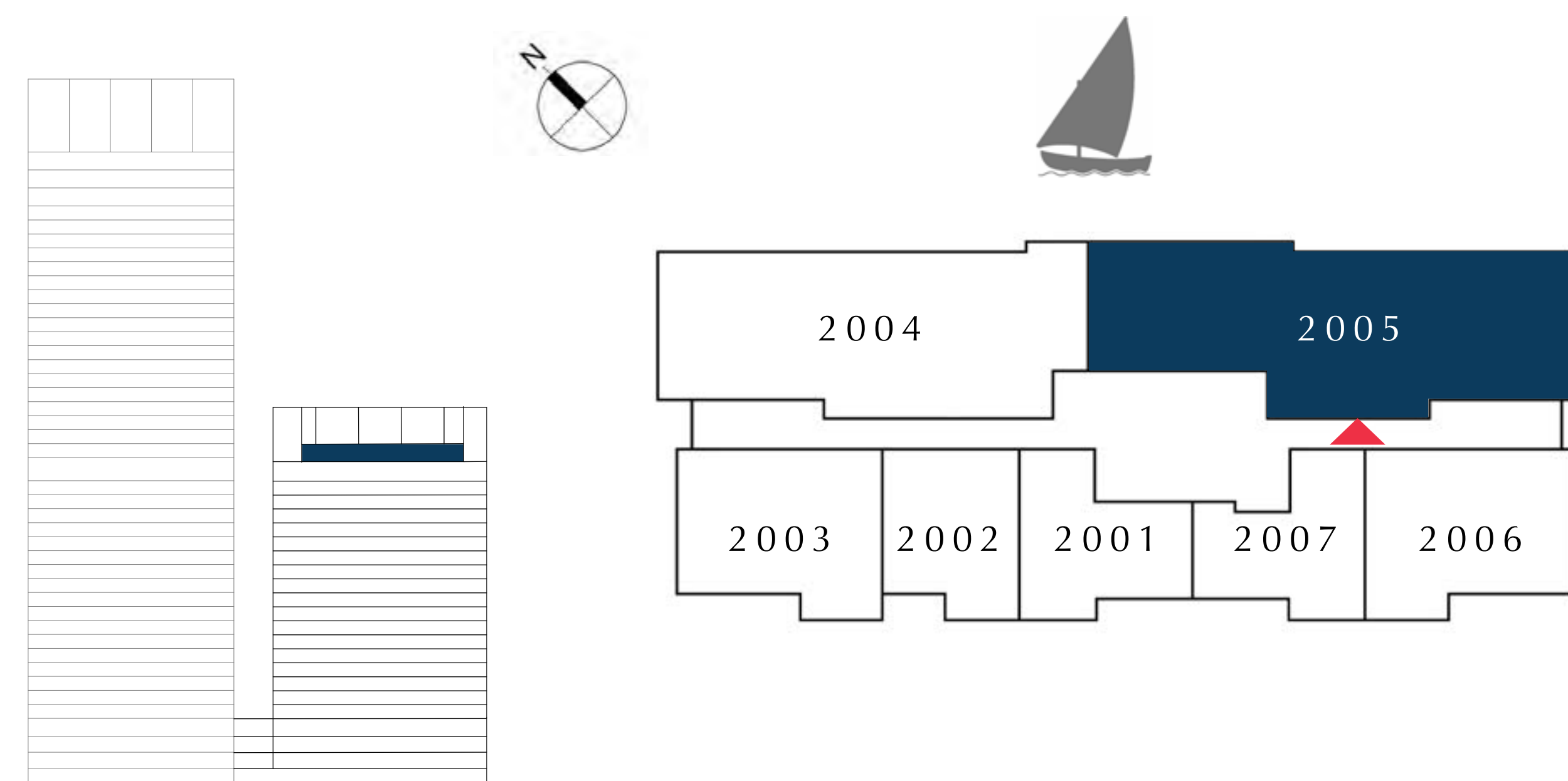
CREEK EDGE

TOWER 2

3 BEDROOM

UNIT 2005 | LEVEL 20

SUITE AREA	1757.53 SQ.FT.	163.28 SQ.M.
BALCONY AREA	556.49 SQ.FT.	51.70 SQ.M.
TOTAL AREA	2314.02 SQ.FT.	214.98 SQ.M.



FLOOR PLAN 1. All dimensions are in imperial and metric, and measured from finish to finish excluding construction tolerances. 2. All materials, dimensions, and drawings are approximate only. 3. Information is subject to change without notice, at developer's absolute discretion. 4. Actual area may vary from the stated area. 5. Drawings not to scale. 6. All images used are for illustrative purposes only and do not represent the actual size, features, specifications, fittings, and furnishings. 7. The developer reserves the right to make revisions / alterations, at it's absolute discretion, without any liability whatsoever.

DUBAI CREEK HARBOUR

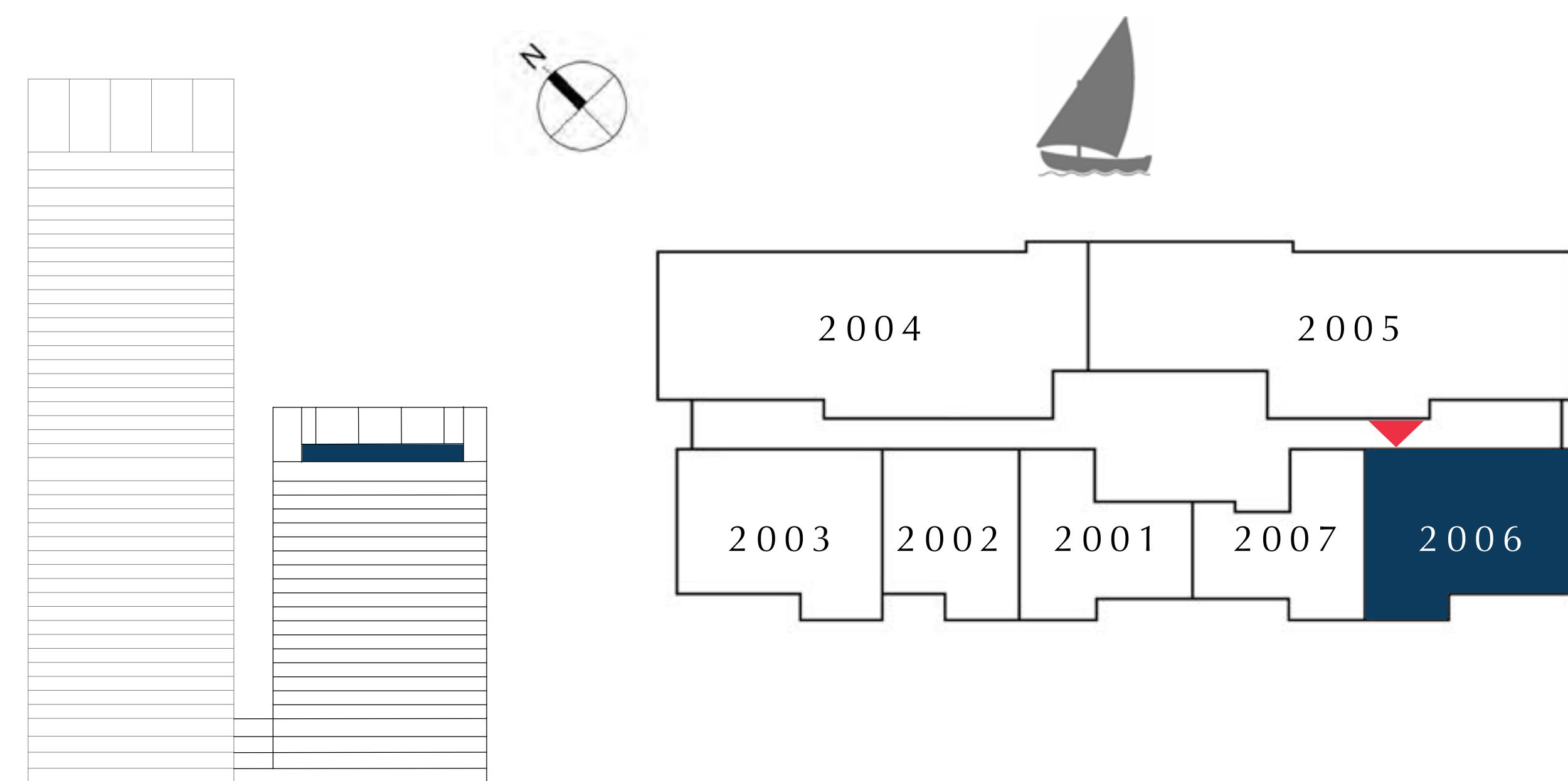
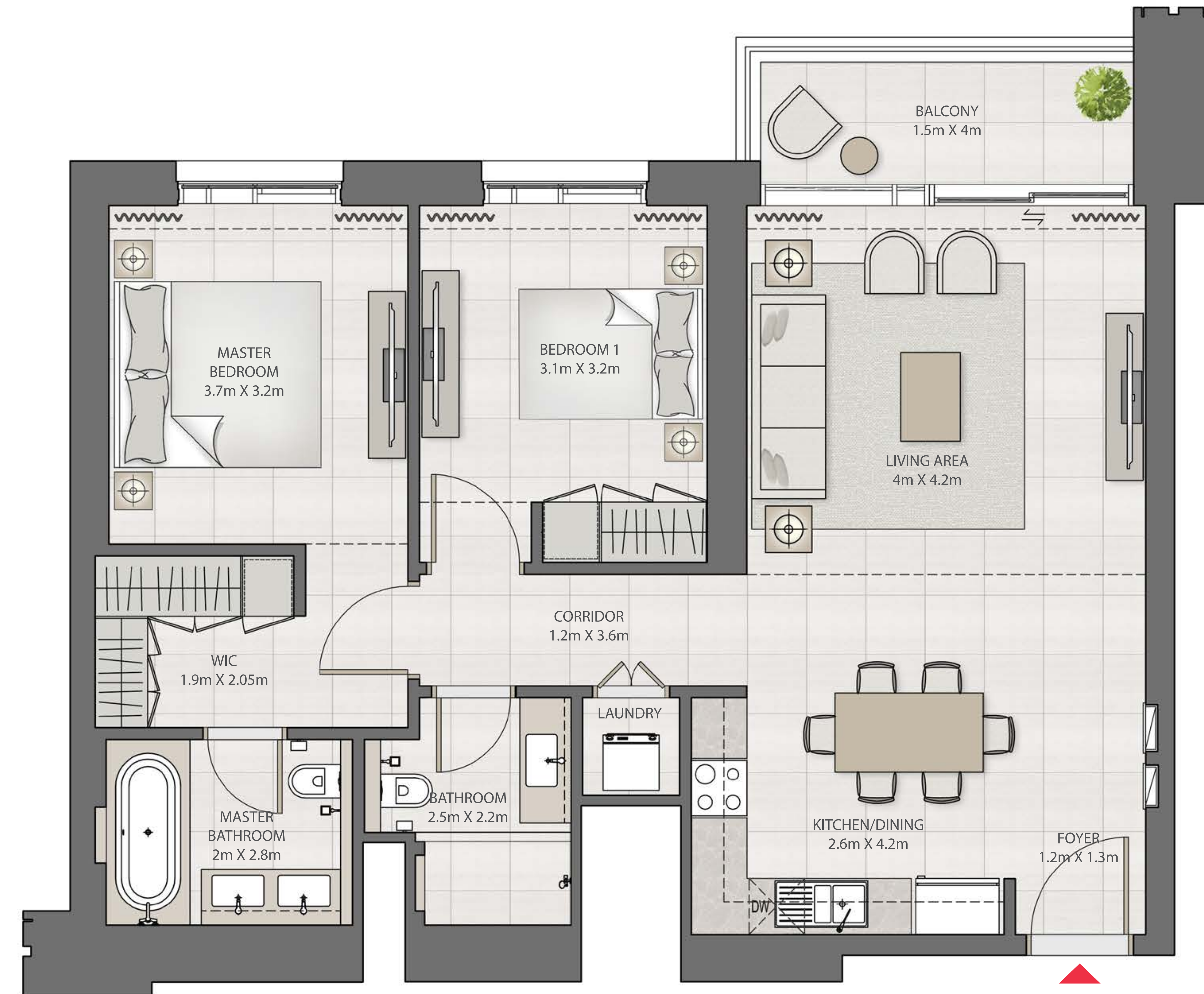
CREEK EDGE

TOWER 2

2 BEDROOM

UNIT 2006 | LEVEL 20

SUITE AREA	999.11 SQ.FT.	92.82 SQ.M.
BALCONY AREA	68.89 SQ.FT.	6.40 SQ.M.
TOTAL AREA	1068.00 SQ.FT.	99.22 SQ.M.



FLOOR PLAN 1. All dimensions are in imperial and metric, and measured from finish to finish excluding construction tolerances. 2. All materials, dimensions, and drawings are approximate only. 3. Information is subject to change without notice, at developer's absolute discretion. 4. Actual area may vary from the stated area. 5. Drawings not to scale. 6. All images used are for illustrative purposes only and do not represent the actual size, features, specifications, fittings, and furnishings. 7. The developer reserves the right to make revisions / alterations, at it's absolute discretion, without any liability whatsoever.

DUBAI CREEK HARBOUR

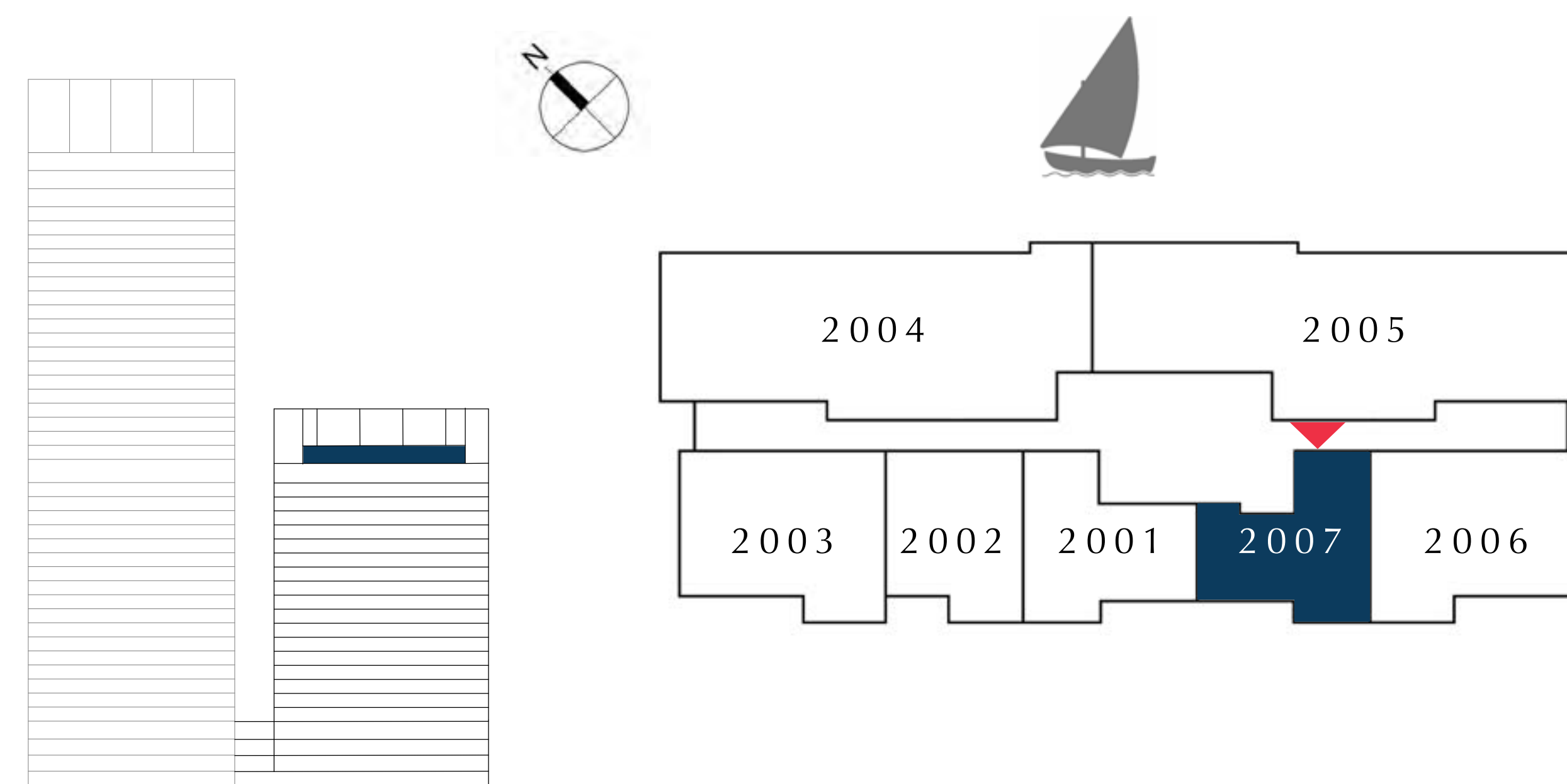
CREEK EDGE

TOWER 2

1 BEDROOM

UNIT 2007 | LEVEL 20

SUITE AREA	693.95 SQ.FT.	64.47 SQ.M.
BALCONY AREA	63.29 SQ.FT.	5.88 SQ.M.
TOTAL AREA	757.24 SQ.FT.	70.35 SQ.M.



FLOOR PLAN 1. All dimensions are in imperial and metric, and measured from finish to finish excluding construction tolerances. 2. All materials, dimensions, and drawings are approximate only. 3. Information is subject to change without notice, at developer's absolute discretion. 4. Actual area may vary from the stated area. 5. Drawings not to scale. 6. All images used are for illustrative purposes only and do not represent the actual size, features, specifications, fittings, and furnishings. 7. The developer reserves the right to make revisions / alterations, at it's absolute discretion, without any liability whatsoever.