

RIXOS

DUBAI ISLANDS  
HOTEL & RESIDENCES

NAKHEEL

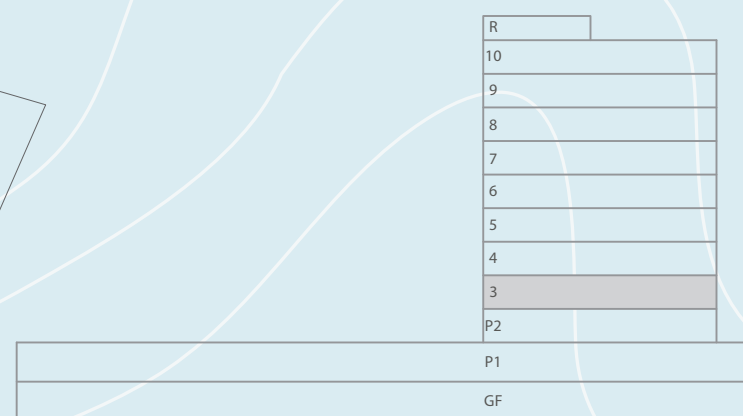
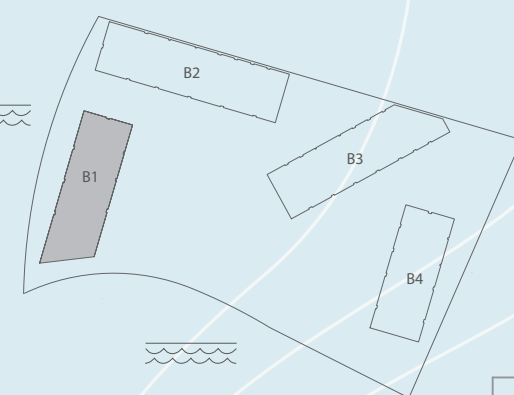
FLOORPLANS | APARTMENT RESIDENCES

BEACH RESIDENCES DUBAI ISLANDS

B1 LEVEL 03

KEY PLAN

ELEVATION



DISCLAIMER: All measurements, dimensions, coordinates and drawings, given as the Floor Plans in the literature are approximate and provided only for the purpose of marketing, illustration, information and general guidance as such drawings are not to scale. All the rooms, sizes, locations, orientations, dimensions, fixtures, fittings, finishes and specifications (including materials for, placement, size of rooms, windows, doors, balcony, furniture's inbuilt wardrobe etc.) provided in the floor plans may vary as the same have been taken from concept designs prior the actual development/construction and therefore their accuracy in relation to actual construction cannot be confirmed. Hence, we make no guarantee, warranty or representation as to the accuracy and completeness of the floor plan information as changes may be made during the development process, without notice. Always refer to latest IFC design available in the sales office for the most accurate representation of all construction details.

# B1

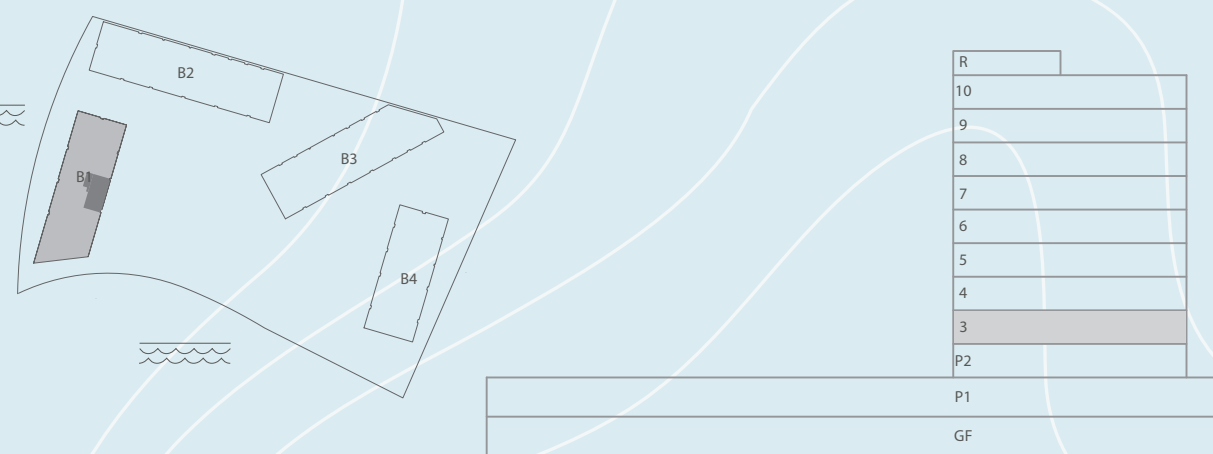
## 2 BEDROOM

LEVEL 03 UNIT 01

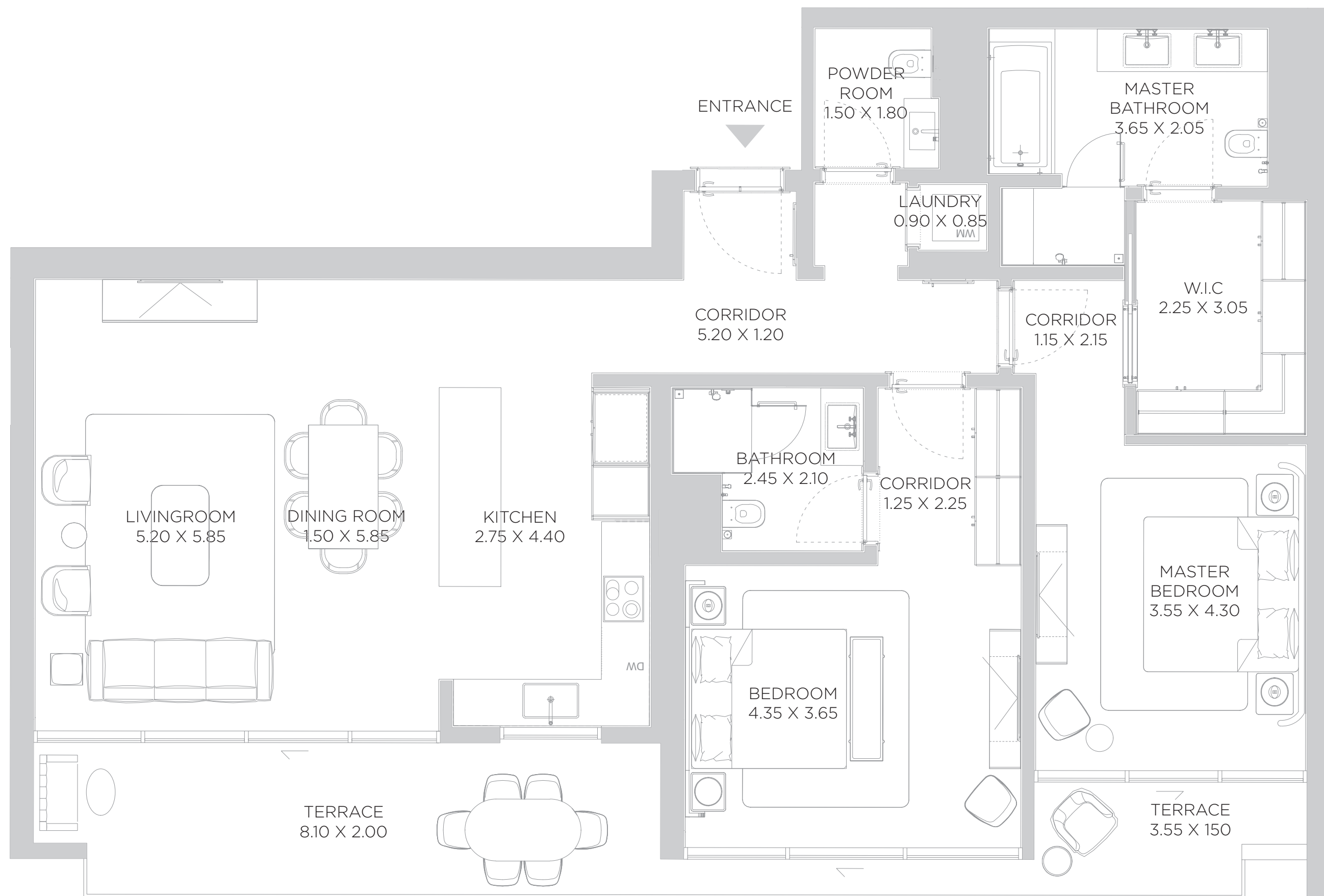
SUITE AREA	1,432	SQ.FT	133.02	SQ.M.
BALCONY AREA	258	SQ.FT	24.00	SQ.M.
TOTAL AREA	1,690	SQ.FT	157.02	SQ.M.

KEY PLAN

ELEVATION



THIRD FLOOR PLAN



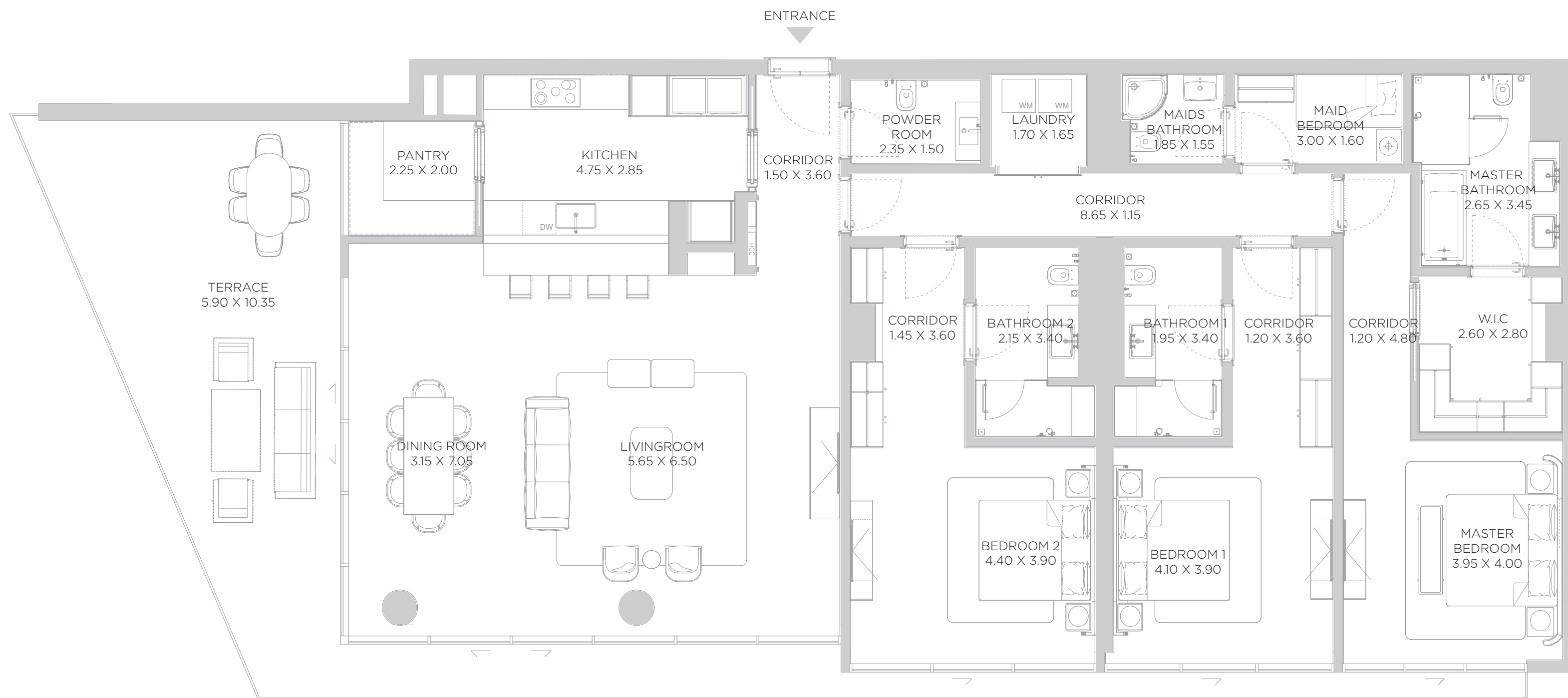
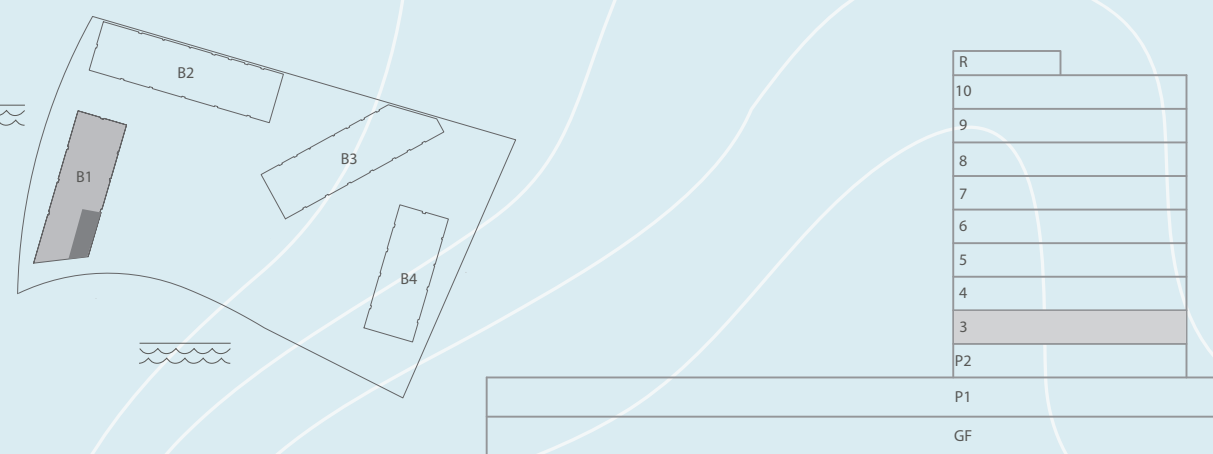
# B1

**3 BEDROOM**  
 LEVEL 03 UNIT 02

SUITE AREA	2,474	SQ.FT	229.88	SQ.M.
BALCONY AREA	587	SQ.FT	54.53	SQ.M.
TOTAL AREA	3,061	SQ.FT	284.41	SQ.M.

KEYPLAN

ELEVATION



THIRDFLOORPLAN

DISCLAIMER: All measurements, dimensions, coordinates and drawings, given as the Floor Plans in the literature are approximate and provided only for the purpose of marketing, illustration, information and general guidance as such drawings are not to scale. All the rooms, sizes, locations, orientations, dimensions, fixtures, fittings, finishes and specifications (including materials for, placement, size of rooms, windows, doors, balcony, furniture's inbuilt wardrobe etc.) provided in the floor plans may vary as the same have been taken from concept designs prior the actual development/construction and therefore their accuracy in relation to actual construction cannot be confirmed. Hence, we make no guarantee, warranty or representation as to the accuracy and completeness of the floor plan information as changes may be made during the development process, without notice. Always refer to latest IFC design available in the sales office for the most accurate representation of all construction details.

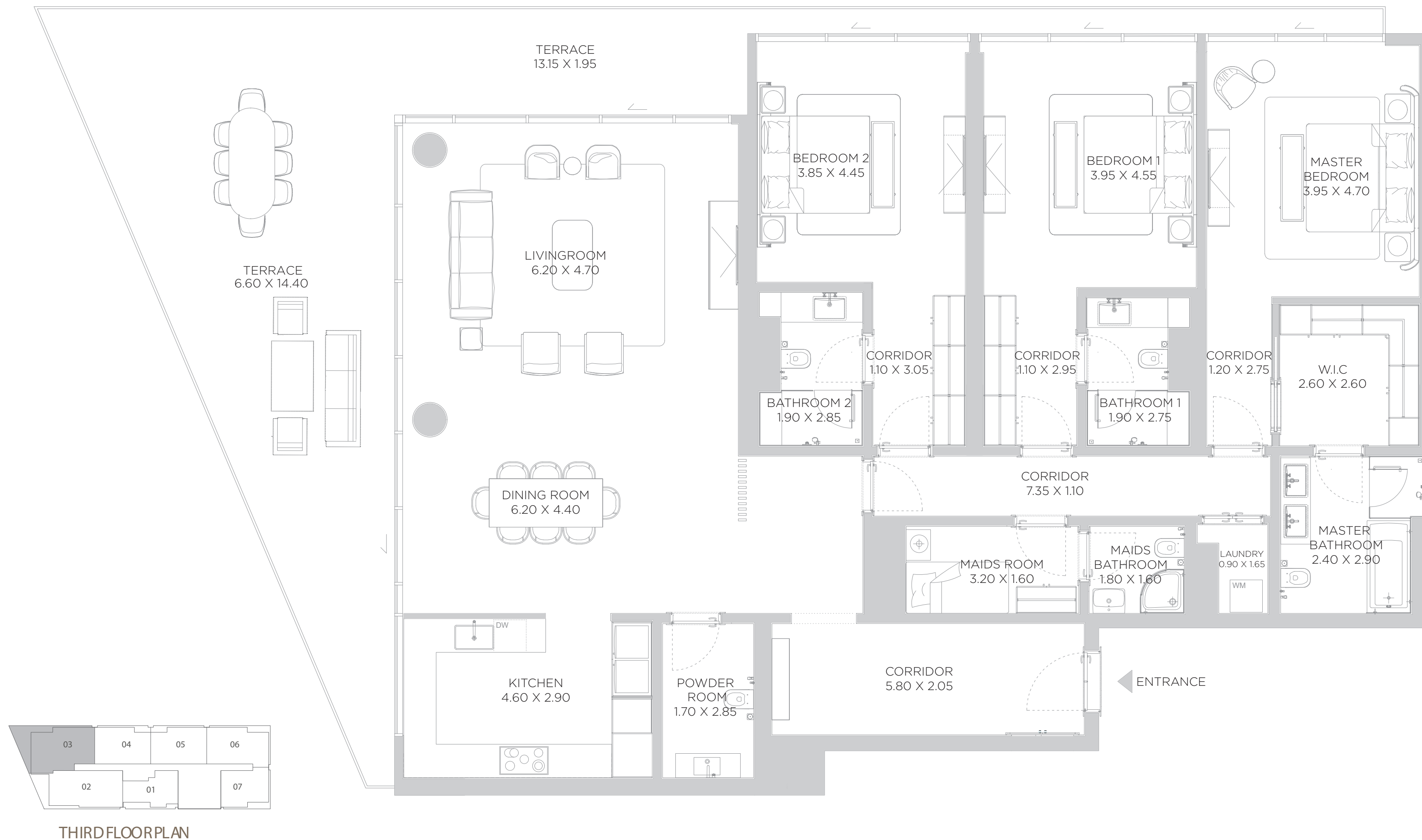
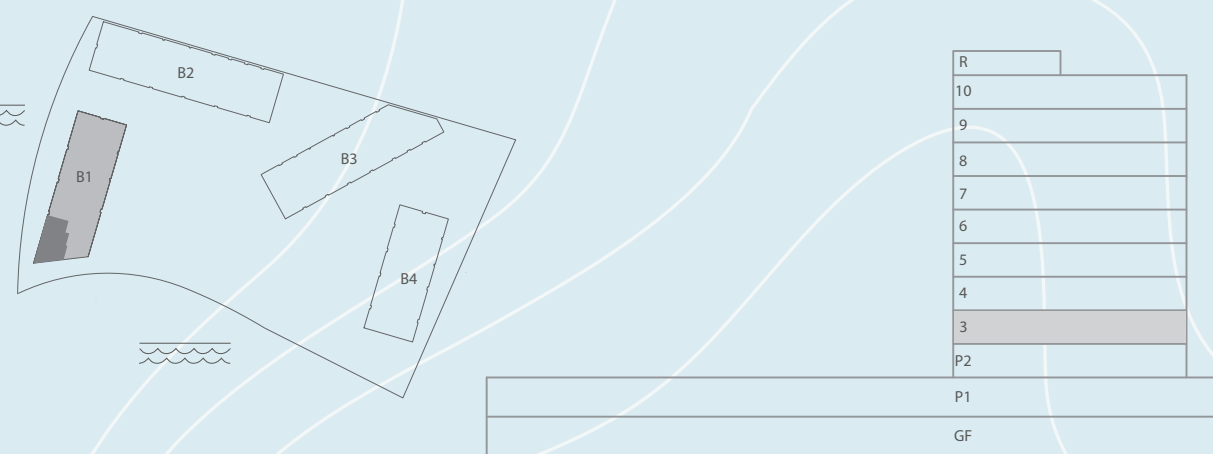
# B1

**3 BEDROOM**  
 LEVEL 03 UNIT 03

SUITE AREA	2,464	SQ.FT	228.87	SQ.M.
BALCONY AREA	766	SQ.FT	71.22	SQ.M.
TOTAL AREA	3,230	SQ.FT	300.09	SQ.M.

KEYPLAN

ELEVATION



THIRDFLOORPLAN

DISCLAIMER: All measurements, dimensions, coordinates and drawings, given as the Floor Plans in the literature are approximate and provided only for the purpose of marketing, illustration, information and general guidance as such drawings are not to scale. All the rooms, sizes, locations, orientations, dimensions, fixtures, fittings, finishes and specifications (including materials for, placement, size of rooms, windows, doors, balcony, furniture's inbuilt wardrobe etc.) provided in the floor plans may vary as the same have been taken from concept designs prior the actual development/construction and therefore their accuracy in relation to actual construction cannot be confirmed. Hence, we make no guarantee, warranty or representation as to the accuracy and completeness of the floor plan information as changes may be made during the development process, without notice. Always refer to latest IFC design available in the sales office for the most accurate representation of all construction details.

# B1

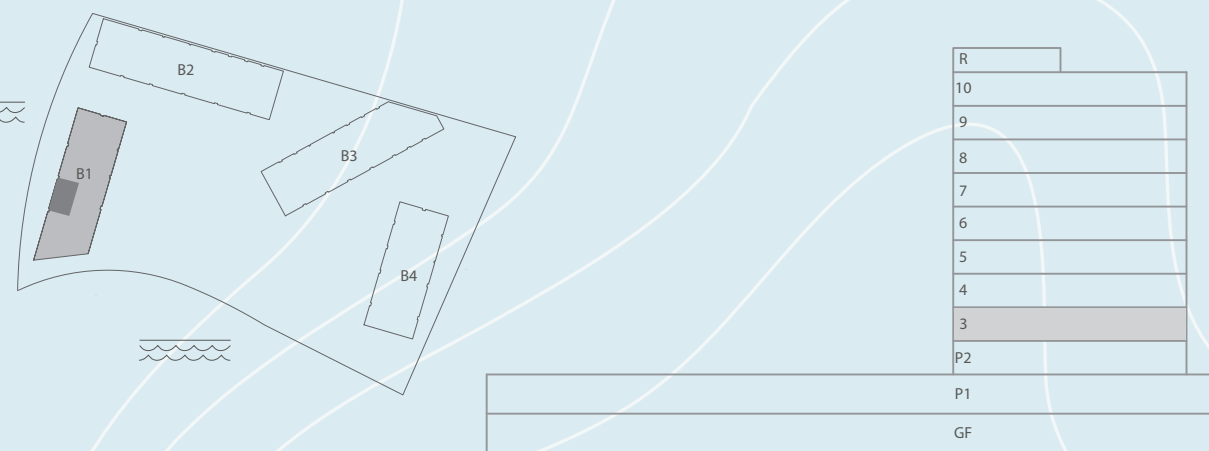
## 3 BEDROOM

LEVEL 03 UNIT 04

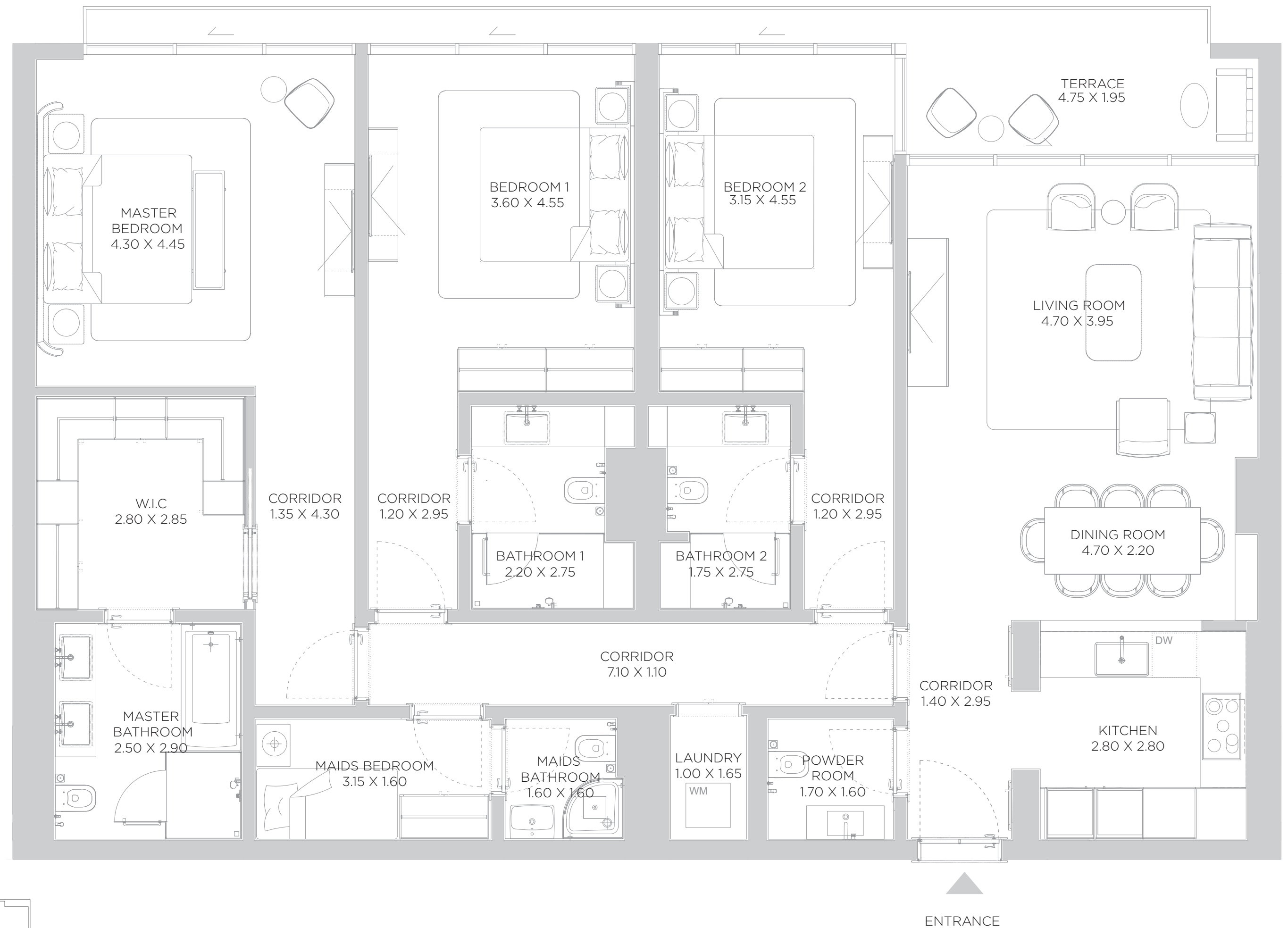
SUITE AREA	1,848	SQ.FT	171.72	SQ.M.
BALCONY AREA	162	SQ.FT	14.99	SQ.M.
TOTAL AREA	2,010	SQ.FT	186.71	SQ.M.

KEY PLAN

ELEVATION



THIRD FLOOR PLAN



DISCLAIMER: All measurements, dimensions, coordinates and drawings, given as the Floor Plans in the literature are approximate and provided only for the purpose of marketing, illustration, information and general guidance as such drawings are not to scale. All the rooms, sizes, locations, orientations, dimensions, fixtures, fittings, finishes and specifications (including materials for, placement, size of rooms, windows, doors, balcony, furniture's inbuilt wardrobe etc.) provided in the floor plans may vary as the same have been taken from concept designs prior the actual development/construction and therefore their accuracy in relation to actual construction cannot be confirmed. Hence, we make no guarantee, warranty or representation as to the accuracy and completeness of the floor plan information as changes may be made during the development process, without notice. Always refer to latest IFC design available in the sales office for the most accurate representation of all construction details.

# B1

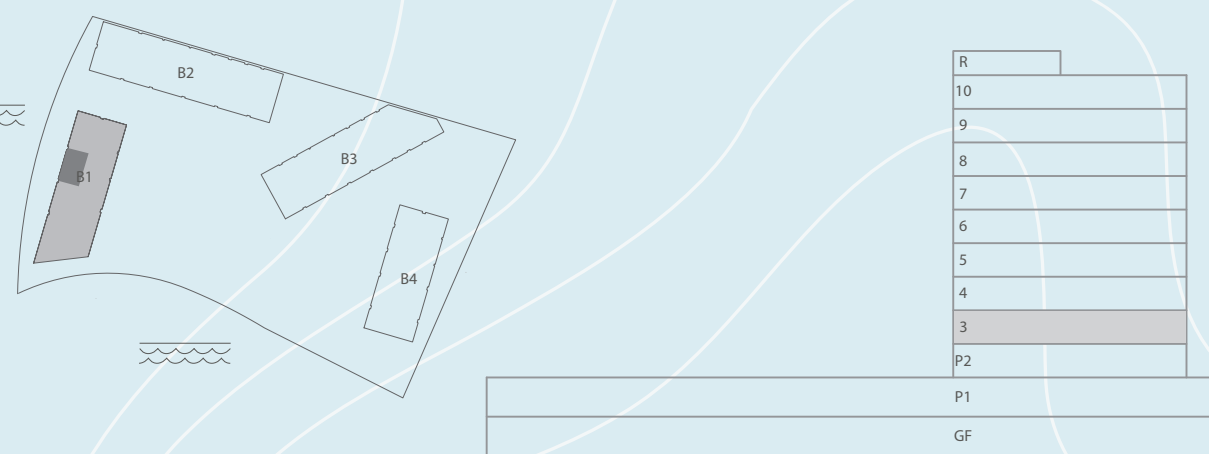
## 3 BEDROOM

LEVEL 03 UNIT 05

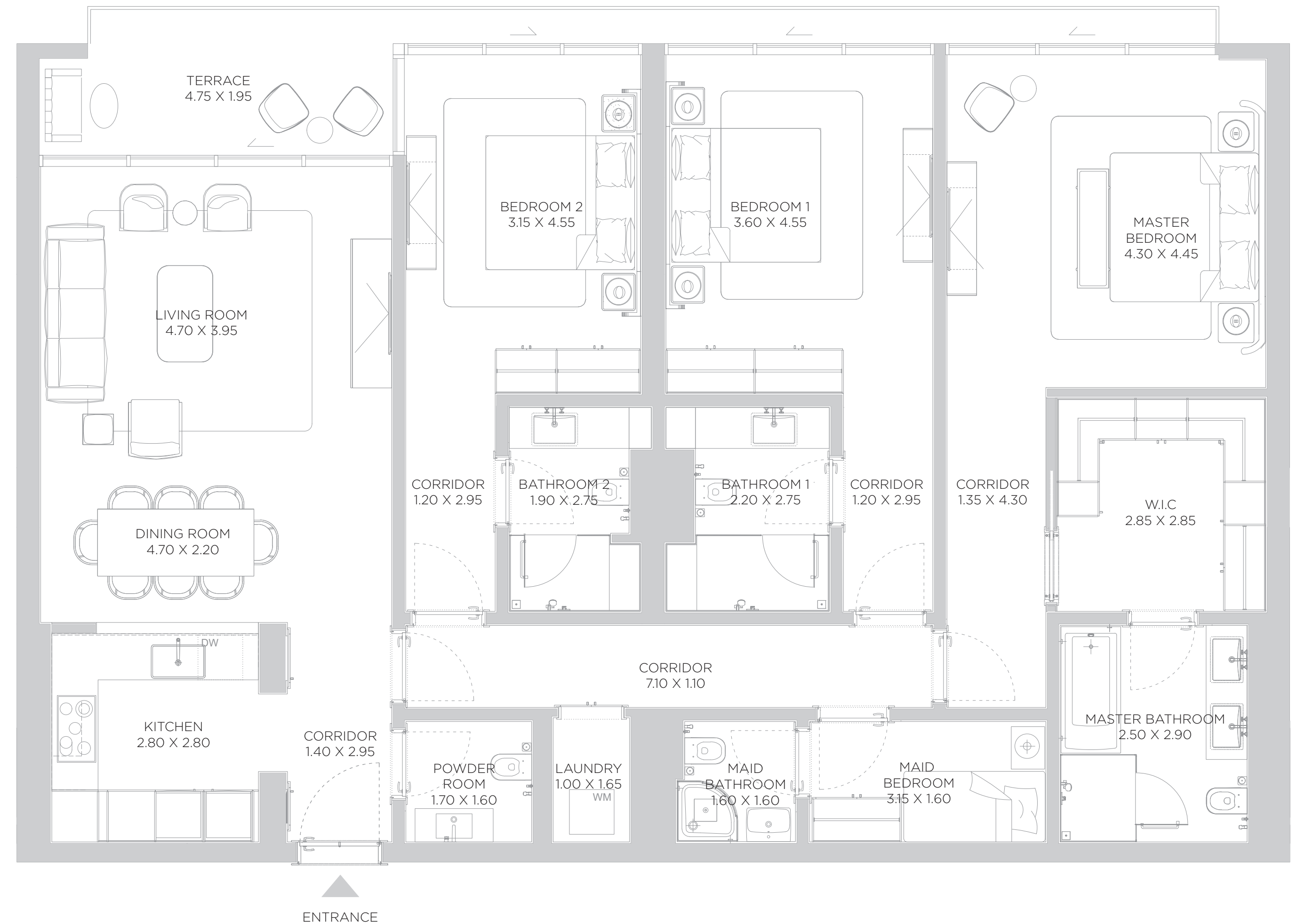
SUITE AREA	1,857	SQ.FT	172.51	SQ.M.
BALCONY AREA	161	SQ.FT	14.99	SQ.M.
TOTAL AREA	2,018	SQ.FT	187.50	SQ.M.

KEY PLAN

ELEVATION



THIRD FLOOR PLAN



DISCLAIMER: All measurements, dimensions, coordinates and drawings, given as the Floor Plans in the literature are approximate and provided only for the purpose of marketing, illustration, information and general guidance as such drawings are not to scale. All the rooms, sizes, locations, orientations, dimensions, fixtures, fittings, finishes and specifications (including materials for, placement, size of rooms, windows, doors, balcony, furniture's inbuilt wardrobe etc.) provided in the floor plans may vary as the same have been taken from concept designs prior the actual development/construction and therefore their accuracy in relation to actual construction cannot be confirmed. Hence, we make no guarantee, warranty or representation as to the accuracy and completeness of the floor plan information as changes may be made during the development process, without notice. Always refer to latest IFC design available in the sales office for the most accurate representation of all construction details.

# B1

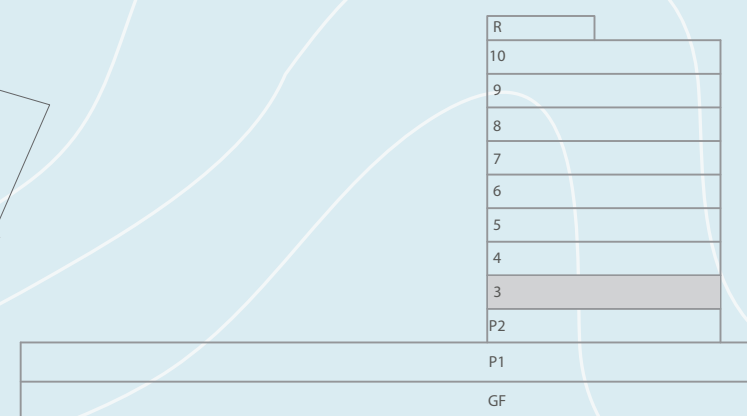
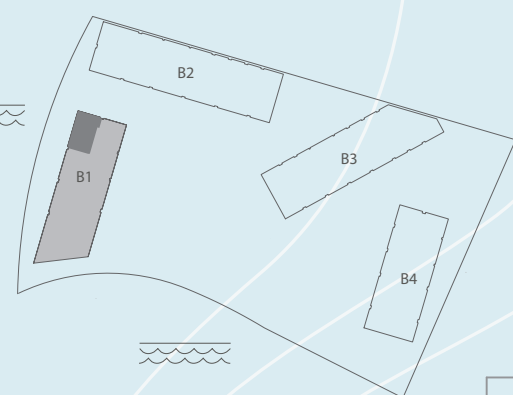
## 3 BEDROOM

LEVEL 03 UNIT 06

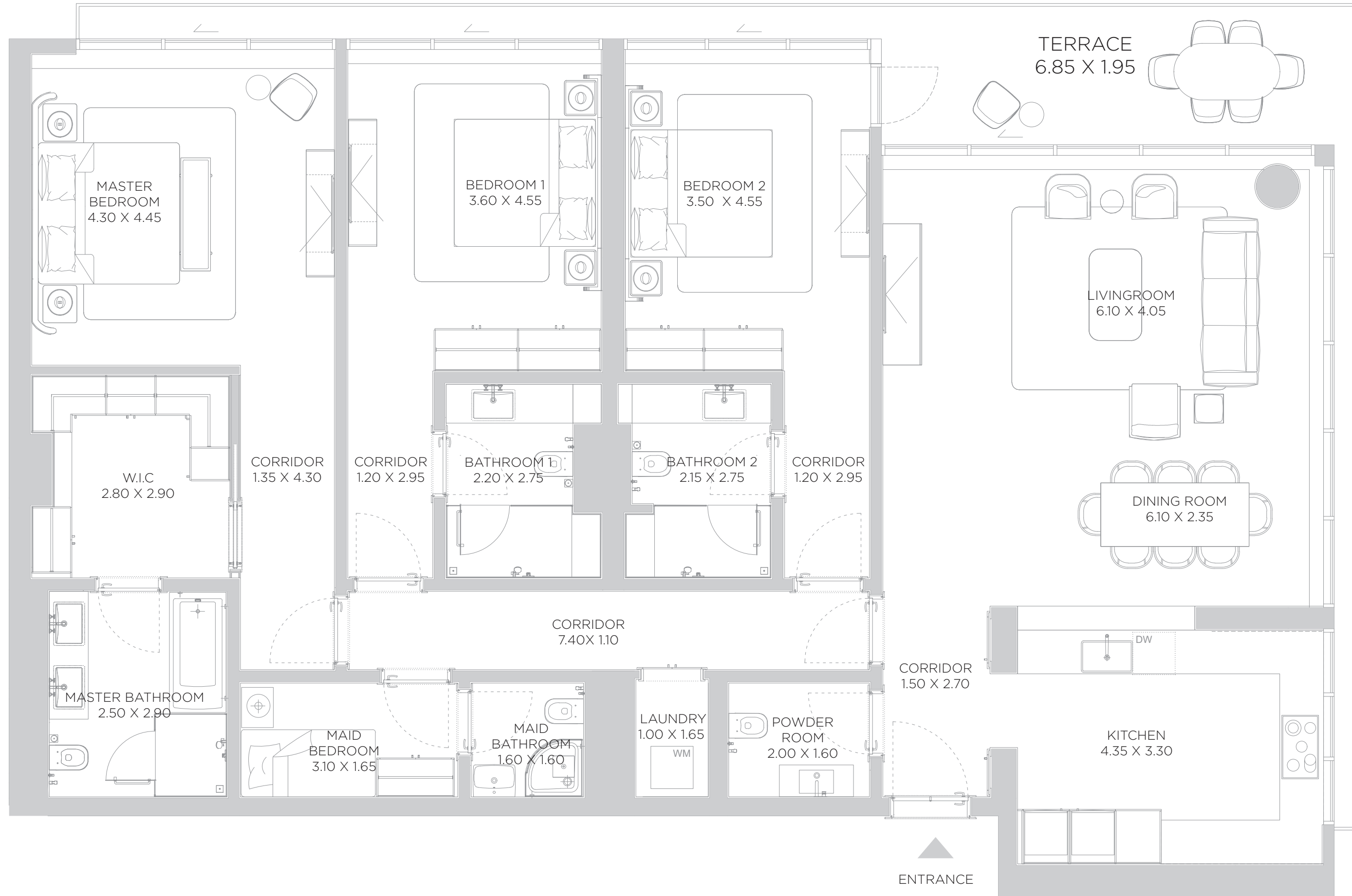
SUITE AREA	2,095	SQ.FT	194.62	SQ.M.
BALCONY AREA	263	SQ.FT	24.48	SQ.M.
TOTAL AREA	2,358	SQ.FT	219.10	SQ.M.

KEY PLAN

ELEVATION



THIRD FLOOR PLAN



DISCLAIMER: All measurements, dimensions, coordinates and drawings, given as the Floor Plans in the literature are approximate and provided only for the purpose of marketing, illustration, information and general guidance as such drawings are not to scale. All the rooms, sizes, locations, orientations, dimensions, fixtures, fittings, finishes and specifications (including materials for, placement, size of rooms, windows, doors, balcony, furniture's inbuilt wardrobe etc.) provided in the floor plans may vary as the same have been taken from concept designs prior the actual development/construction and therefore their accuracy in relation to actual construction cannot be confirmed. Hence, we make no guarantee, warranty or representation as to the accuracy and completeness of the floor plan information as changes may be made during the development process, without notice. Always refer to latest IFC design available in the sales office for the most accurate representation of all construction details.



# B1

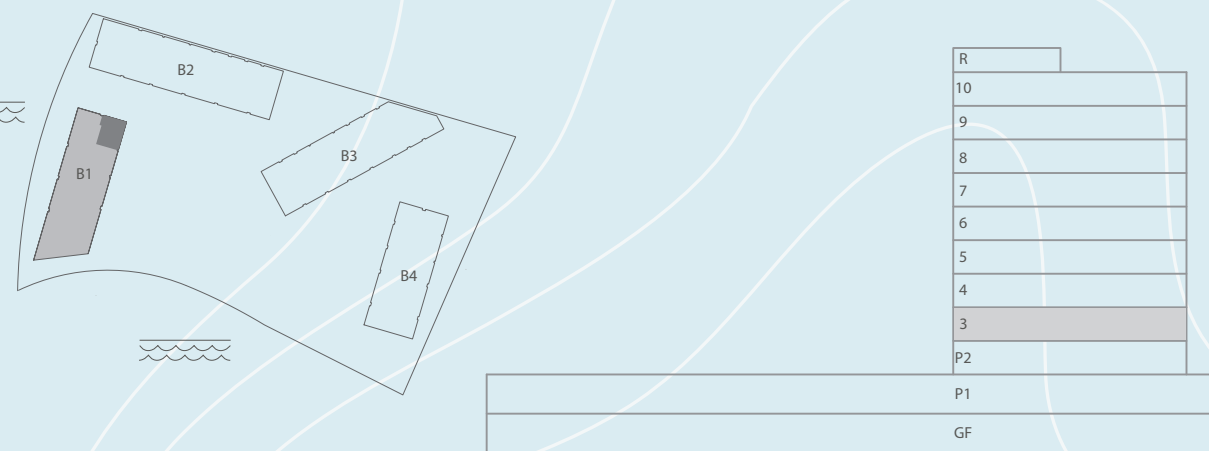
## 2 BEDROOM

LEVEL 03 UNIT 07

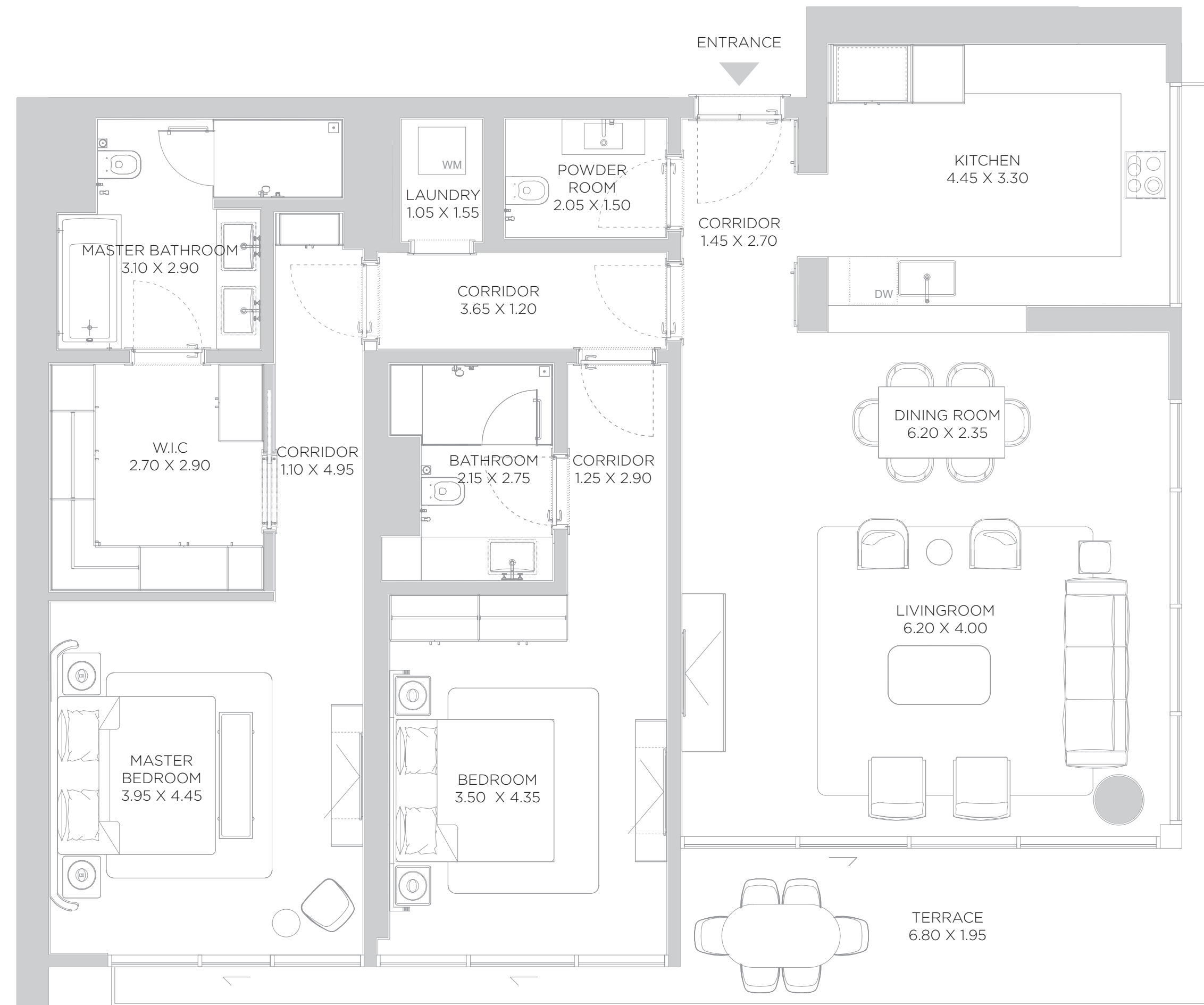
SUITE AREA	1,619	SQ.FT	150.42	SQ.M.
BALCONY AREA	242	SQ.FT	22.43	SQ.M.
TOTAL AREA	1,861	SQ.FT	172.85	SQ.M.

KEY PLAN

ELEVATION



THIRD FLOOR PLAN



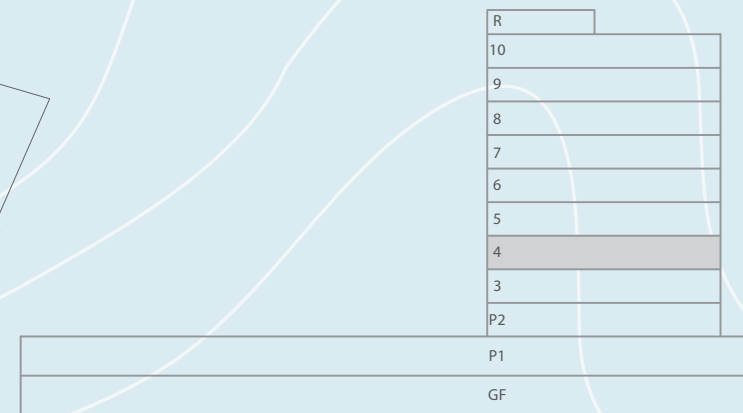
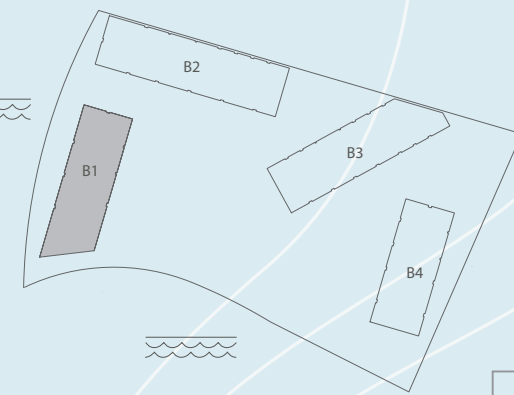
DISCLAIMER: All measurements, dimensions, coordinates and drawings, given as the Floor Plans in the literature are approximate and provided only for the purpose of marketing, illustration, information and general guidance as such drawings are not to scale. All the rooms, sizes, locations, orientations, dimensions, fixtures, fittings, finishes and specifications (including materials for, placement, size of rooms, windows, doors, balcony, furniture's inbuilt wardrobe etc.) provided in the floor plans may vary as the same have been taken from concept designs prior the actual development/construction and therefore their accuracy in relation to actual construction cannot be confirmed. Hence, we make no guarantee, warranty or representation as to the accuracy and completeness of the floor plan information as changes may be made during the development process, without notice. Always refer to latest IFC design available in the sales office for the most accurate representation of all construction details.

BEACH RESIDENCES DUBAI ISLANDS

B1 LEVEL 04

KEY PLAN

ELEVATION



DISCLAIMER: All measurements, dimensions, coordinates and drawings, given as the Floor Plans in the literature are approximate and provided only for the purpose of marketing, illustration, information and general guidance as such drawings are not to scale. All the rooms, sizes, locations, orientations, dimensions, fixtures, fittings, finishes and specifications (including materials for, placement, size of rooms, windows, doors, balcony, furniture's inbuilt wardrobe etc.) provided in the floor plans may vary as the same have been taken from concept designs prior the actual development/construction and therefore their accuracy in relation to actual construction cannot be confirmed. Hence, we make no guarantee, warranty or representation as to the accuracy and completeness of the floor plan information as changes may be made during the development process, without notice. Always refer to latest IFC design available in the sales office for the most accurate representation of all construction details.

# B1

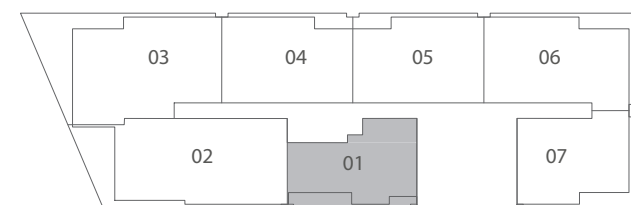
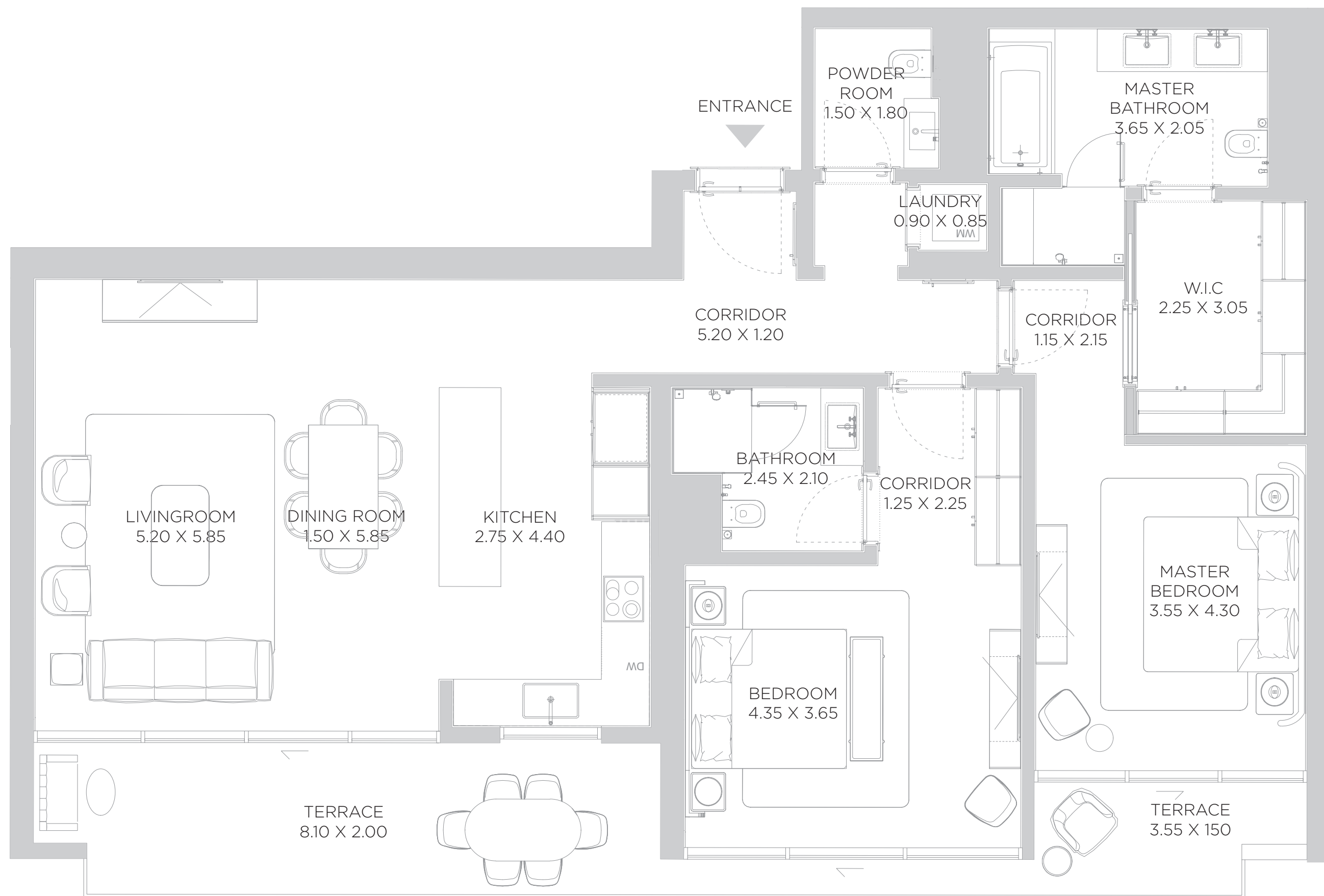
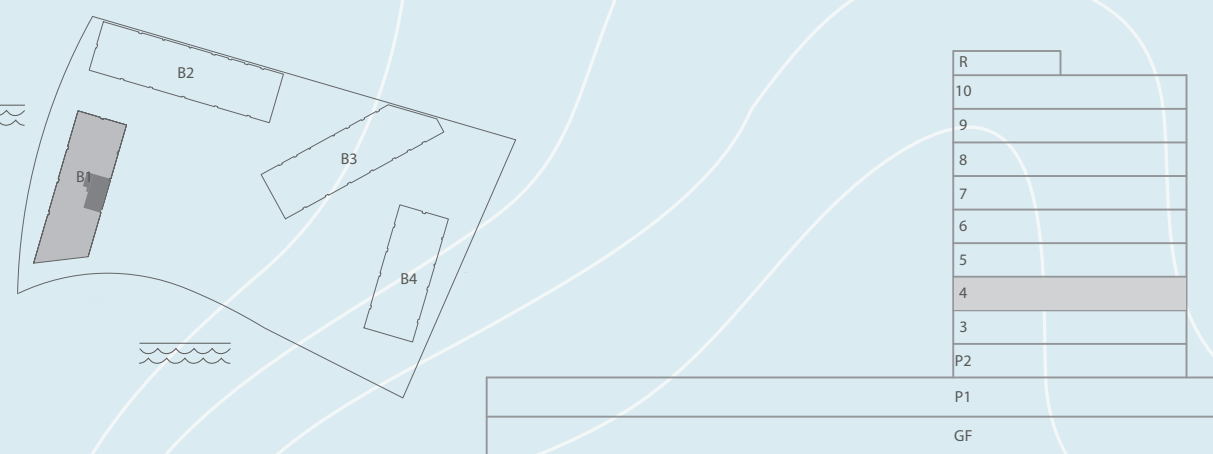
## 2 BEDROOM

LEVEL 04 UNIT 01

SUITE AREA	1,432	SQ.FT	133.02	SQ.M.
BALCONY AREA	258	SQ.FT	24.00	SQ.M.
TOTAL AREA	1,690	SQ.FT	157.02	SQ.M.

KEY PLAN

ELEVATION



FOURTH FLOOR PLAN

DISCLAIMER: All measurements, dimensions, coordinates and drawings, given as the Floor Plans in the literature are approximate and provided only for the purpose of marketing, illustration, information and general guidance as such drawings are not to scale. All the rooms, sizes, locations, orientations, dimensions, fixtures, fittings, finishes and specifications (including materials for, placement, size of rooms, windows, doors, balcony, furniture's inbuilt wardrobe etc.) provided in the floor plans may vary as the same have been taken from concept designs prior the actual development/construction and therefore their accuracy in relation to actual construction cannot be confirmed. Hence, we make no guarantee, warranty or representation as to the accuracy and completeness of the floor plan information as changes may be made during the development process, without notice. Always refer to latest IFC design available in the sales office for the most accurate representation of all construction details.

# B1

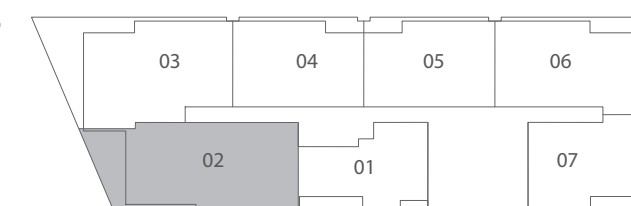
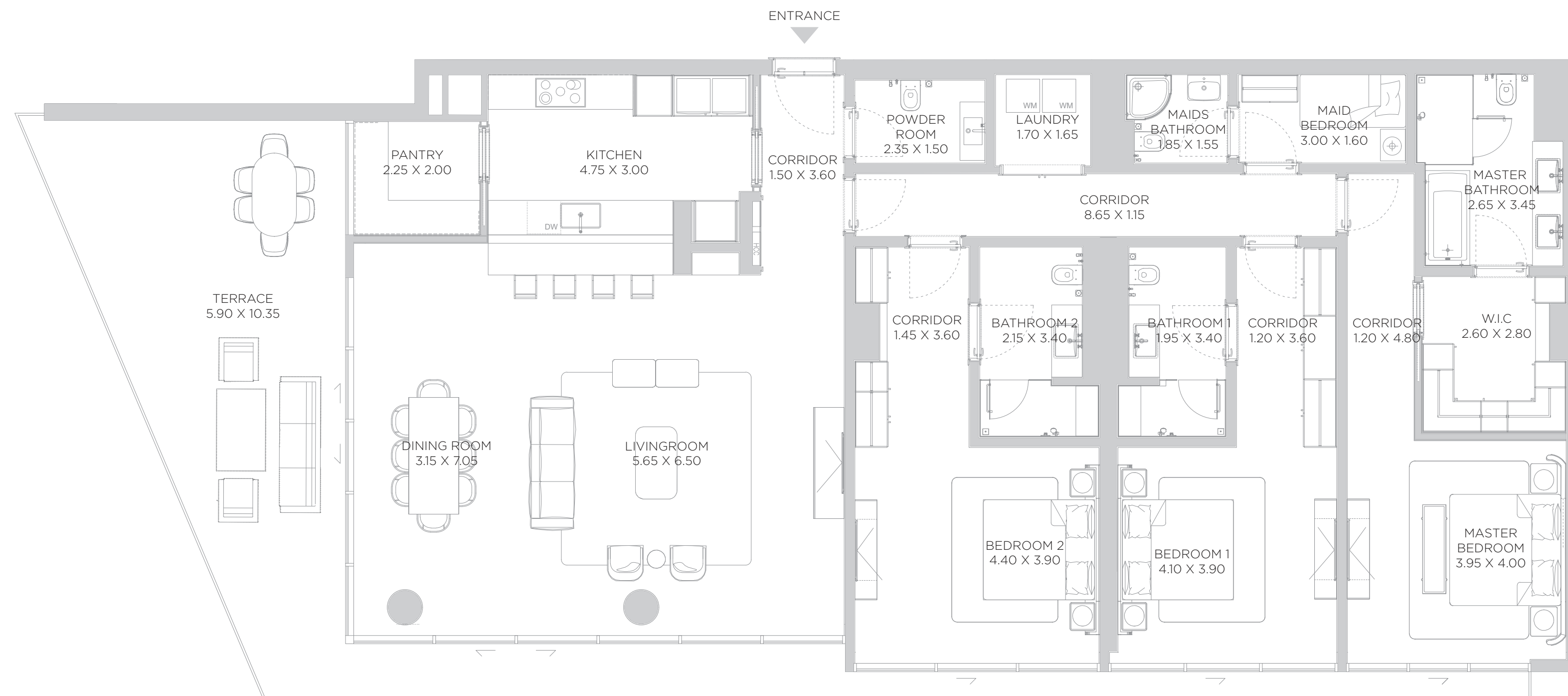
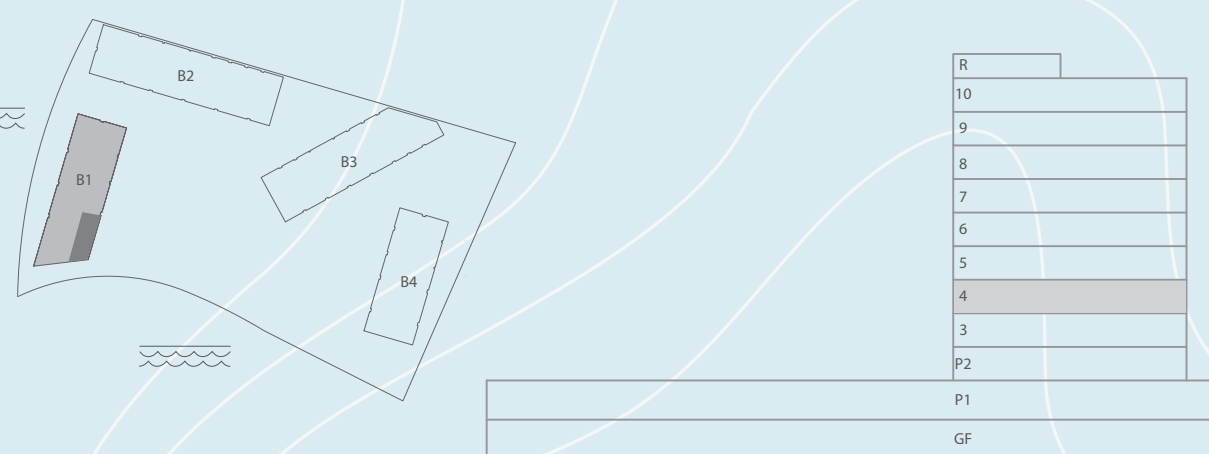
## 3 BEDROOM

LEVEL 04 UNIT 02

SUITE AREA	2,474	SQ.FT	229.88	SQ.M.
BALCONY AREA	587	SQ.FT	54.53	SQ.M.
TOTAL AREA	3,061	SQ.FT	284.41	SQ.M.

KEY PLAN

ELEVATION



FOURTH FLOOR PLAN

DISCLAIMER: All measurements, dimensions, coordinates and drawings, given as the Floor Plans in the literature are approximate and provided only for the purpose of marketing, illustration, information and general guidance as such drawings are not to scale. All the rooms, sizes, locations, orientations, dimensions, fixtures, fittings, finishes and specifications (including materials for, placement, size of rooms, windows, doors, balcony, furniture's inbuilt wardrobe etc.) provided in the floor plans may vary as the same have been taken from concept designs prior the actual development/construction and therefore their accuracy in relation to actual construction cannot be confirmed. Hence, we make no guarantee, warranty or representation as to the accuracy and completeness of the floor plan information as changes may be made during the development process, without notice. Always refer to latest IFC design available in the sales office for the most accurate representation of all construction details.

# B1

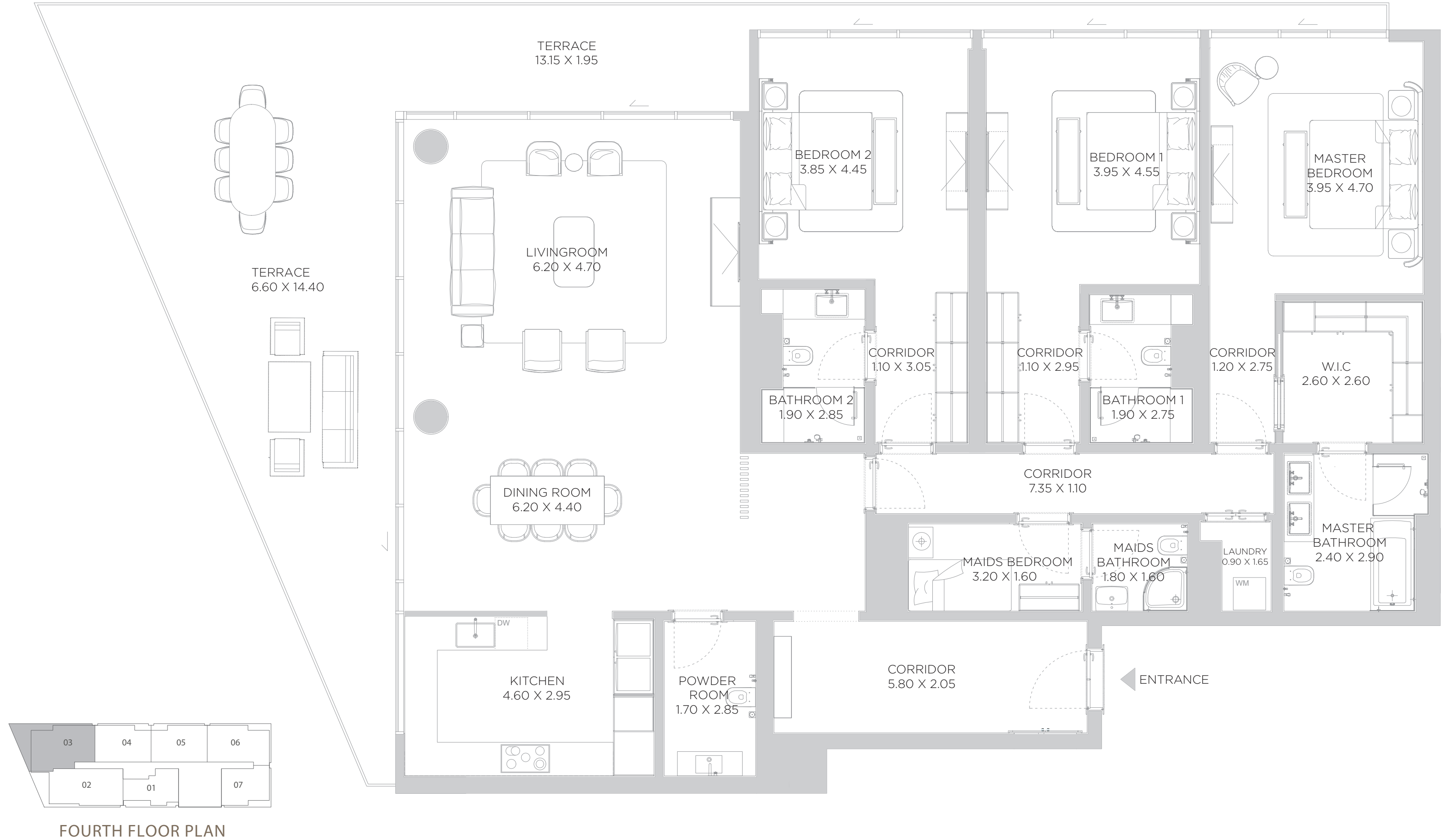
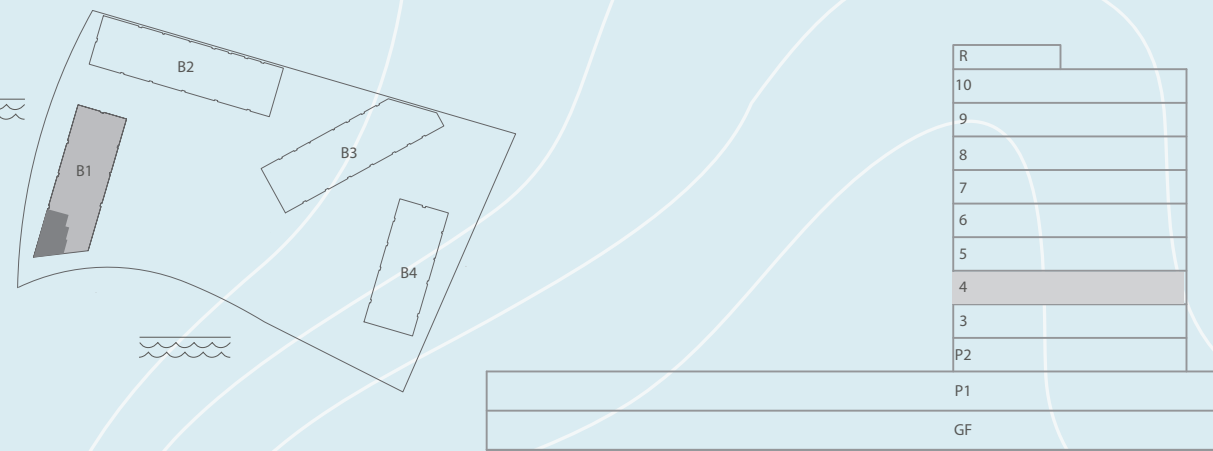
## 3 BEDROOM

LEVEL 04 UNIT 03

SUITE AREA	2,464	SQ.FT	228.87	SQ.M.
BALCONY AREA	766	SQ.FT	71.22	SQ.M.
TOTAL AREA	3,230	SQ.FT	300.09	SQ.M.

KEY PLAN

ELEVATION



FOURTH FLOOR PLAN

DISCLAIMER: All measurements, dimensions, coordinates and drawings, given as the Floor Plans in the literature are approximate and provided only for the purpose of marketing, illustration, information and general guidance as such drawings are not to scale. All the rooms, sizes, locations, orientations, dimensions, fixtures, fittings, finishes and specifications (including materials for, placement, size of rooms, windows, doors, balcony, furniture's inbuilt wardrobe etc.) provided in the floor plans may vary as the same have been taken from concept designs prior the actual development/construction and therefore their accuracy in relation to actual construction cannot be confirmed. Hence, we make no guarantee, warranty or representation as to the accuracy and completeness of the floor plan information as changes may be made during the development process, without notice. Always refer to latest IFC design available in the sales office for the most accurate representation of all construction details.

# B1

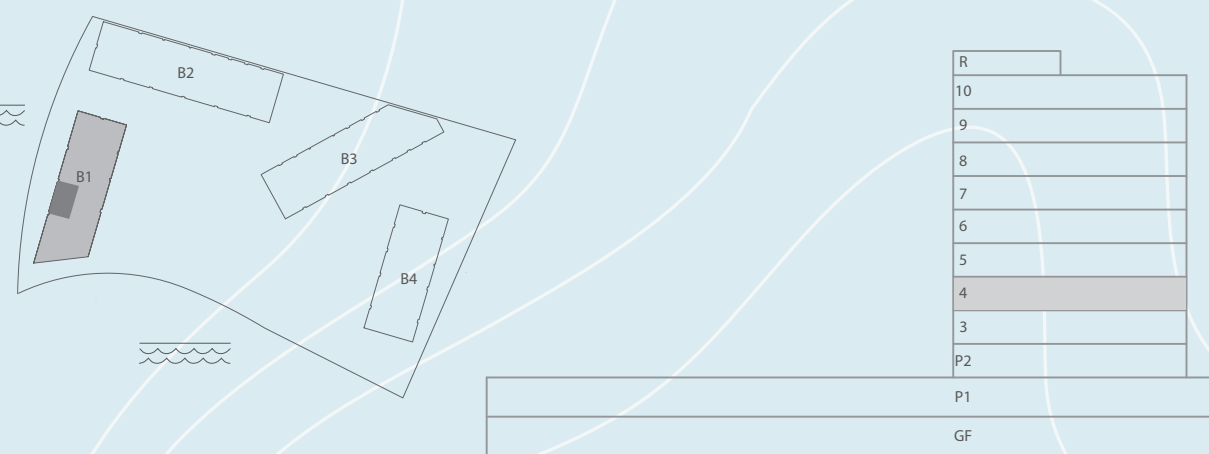
## 3 BEDROOM

LEVEL 04 UNIT 04

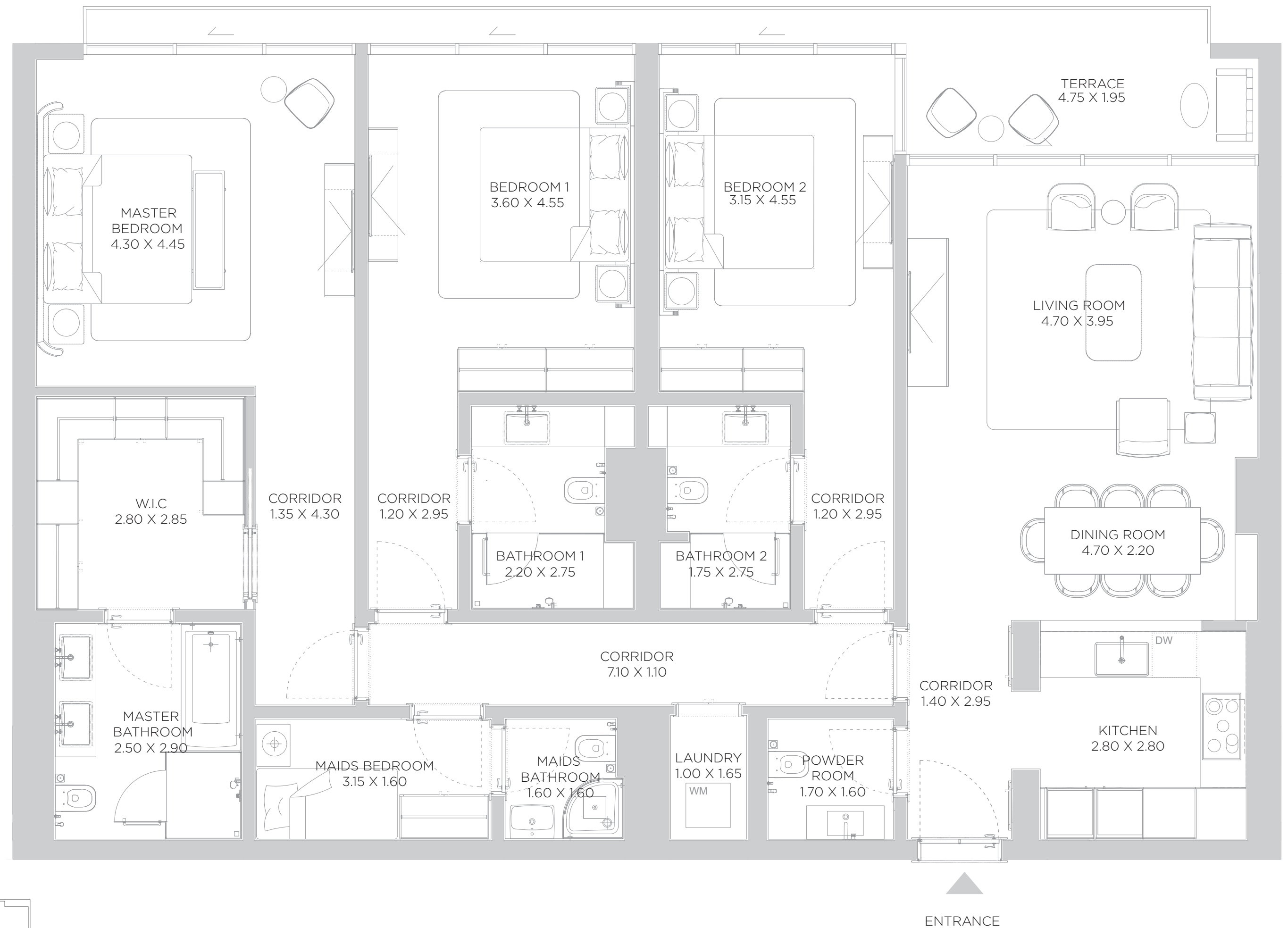
SUITE AREA	1,848	SQ.FT	171.72	SQ.M.
BALCONY AREA	162	SQ.FT	14.99	SQ.M.
TOTAL AREA	2,010	SQ.FT	186.71	SQ.M.

KEY PLAN

ELEVATION



FOURTH FLOOR PLAN



DISCLAIMER: All measurements, dimensions, coordinates and drawings, given as the Floor Plans in the literature are approximate and provided only for the purpose of marketing, illustration, information and general guidance as such drawings are not to scale. All the rooms, sizes, locations, orientations, dimensions, fixtures, fittings, finishes and specifications (including materials for, placement, size of rooms, windows, doors, balcony, furniture's inbuilt wardrobe etc.) provided in the floor plans may vary as the same have been taken from concept designs prior the actual development/construction and therefore their accuracy in relation to actual construction cannot be confirmed. Hence, we make no guarantee, warranty or representation as to the accuracy and completeness of the floor plan information as changes may be made during the development process, without notice. Always refer to latest IFC design available in the sales office for the most accurate representation of all construction details.

# B1

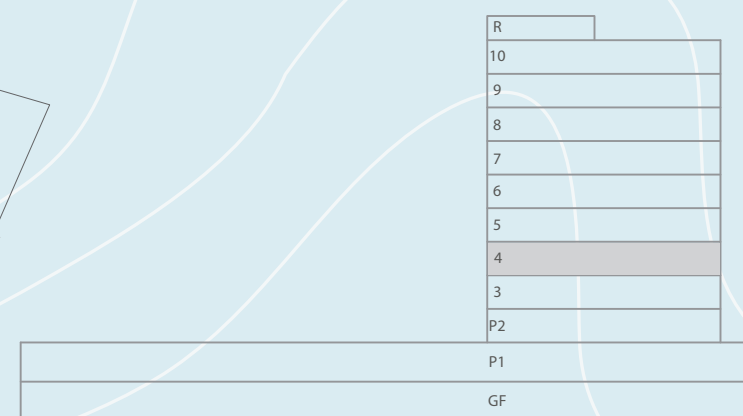
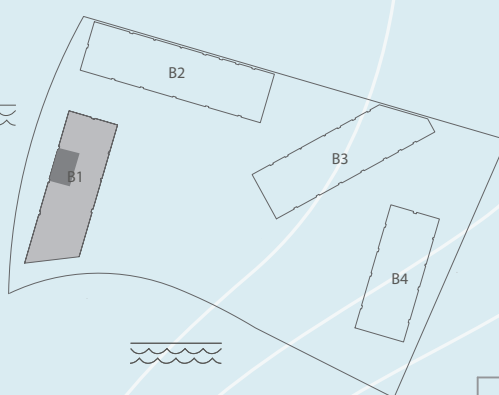
## 3 BEDROOM

LEVEL 04 UNIT 05

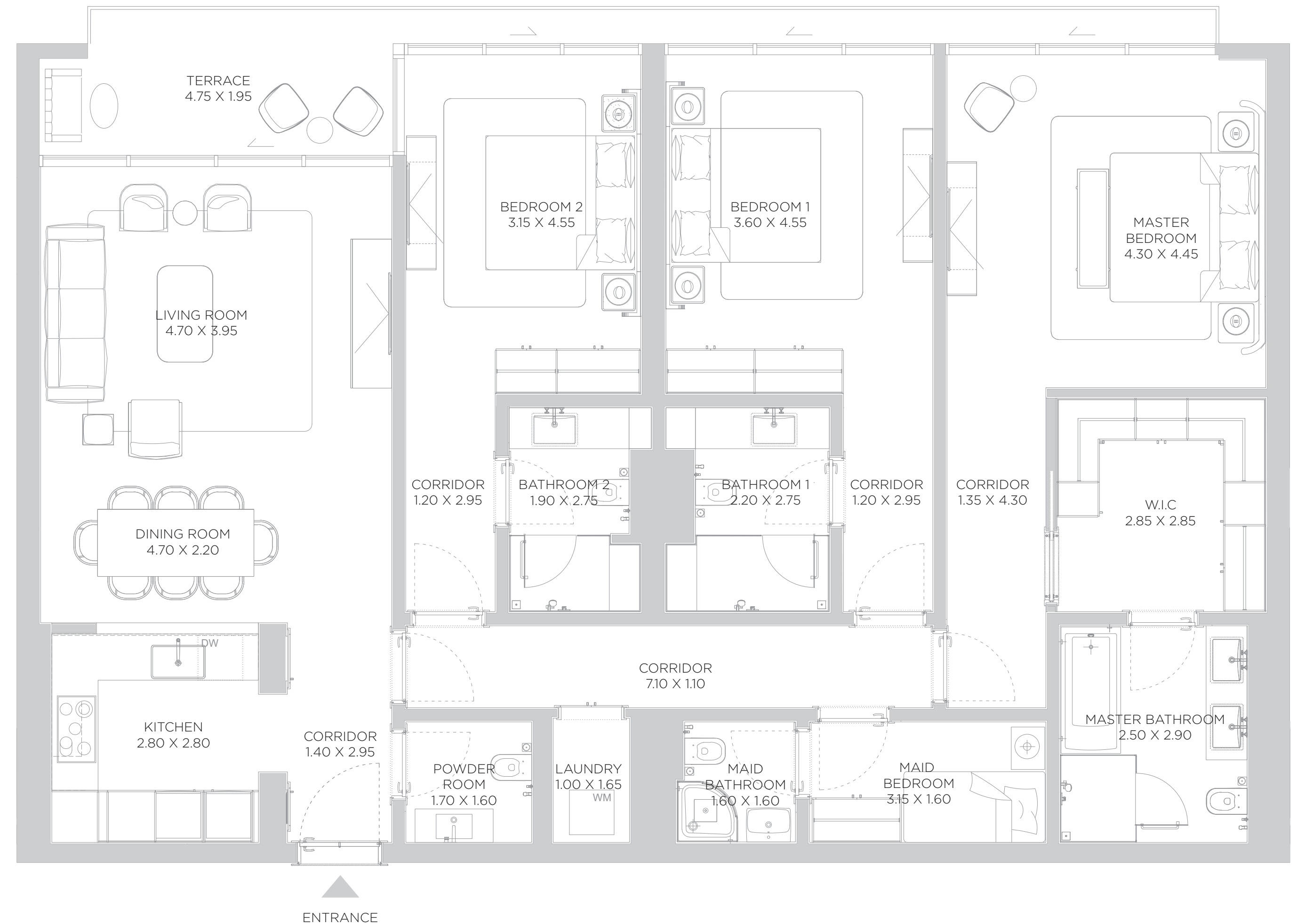
SUITE AREA	1,857	SQ.FT	172.51	SQ.M.
BALCONY AREA	161	SQ.FT	14.99	SQ.M.
TOTAL AREA	2,018	SQ.FT	187.50	SQ.M.

KEY PLAN

ELEVATION



FOURTH FLOOR PLAN



DISCLAIMER: All measurements, dimensions, coordinates and drawings, given as the Floor Plans in the literature are approximate and provided only for the purpose of marketing, illustration, information and general guidance as such drawings are not to scale. All the rooms, sizes, locations, orientations, dimensions, fixtures, fittings, finishes and specifications (including materials for, placement, size of rooms, windows, doors, balcony, furniture's inbuilt wardrobe etc.) provided in the floor plans may vary as the same have been taken from concept designs prior the actual development/construction and therefore their accuracy in relation to actual construction cannot be confirmed. Hence, we make no guarantee, warranty or representation as to the accuracy and completeness of the floor plan information as changes may be made during the development process, without notice. Always refer to latest IFC design available in the sales office for the most accurate representation of all construction details.

# B1

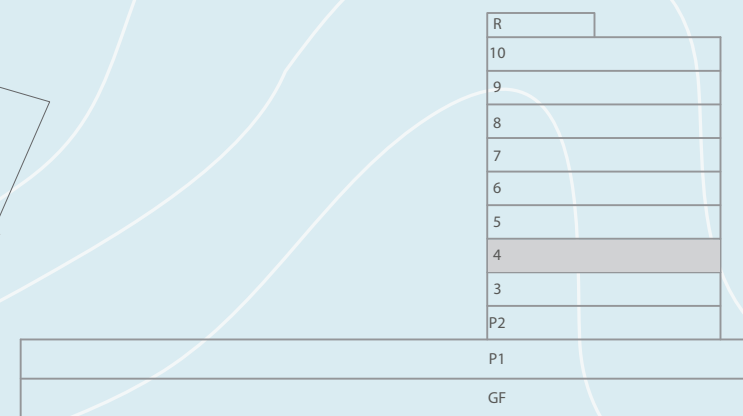
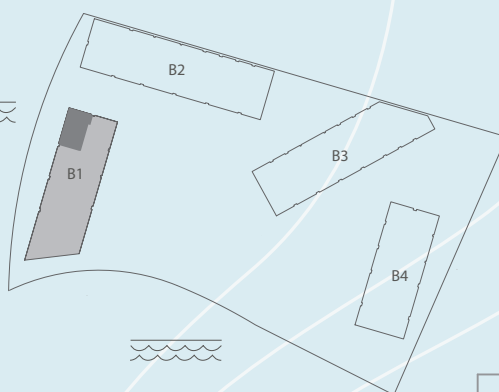
## 3 BEDROOM

LEVEL 04 UNIT 06

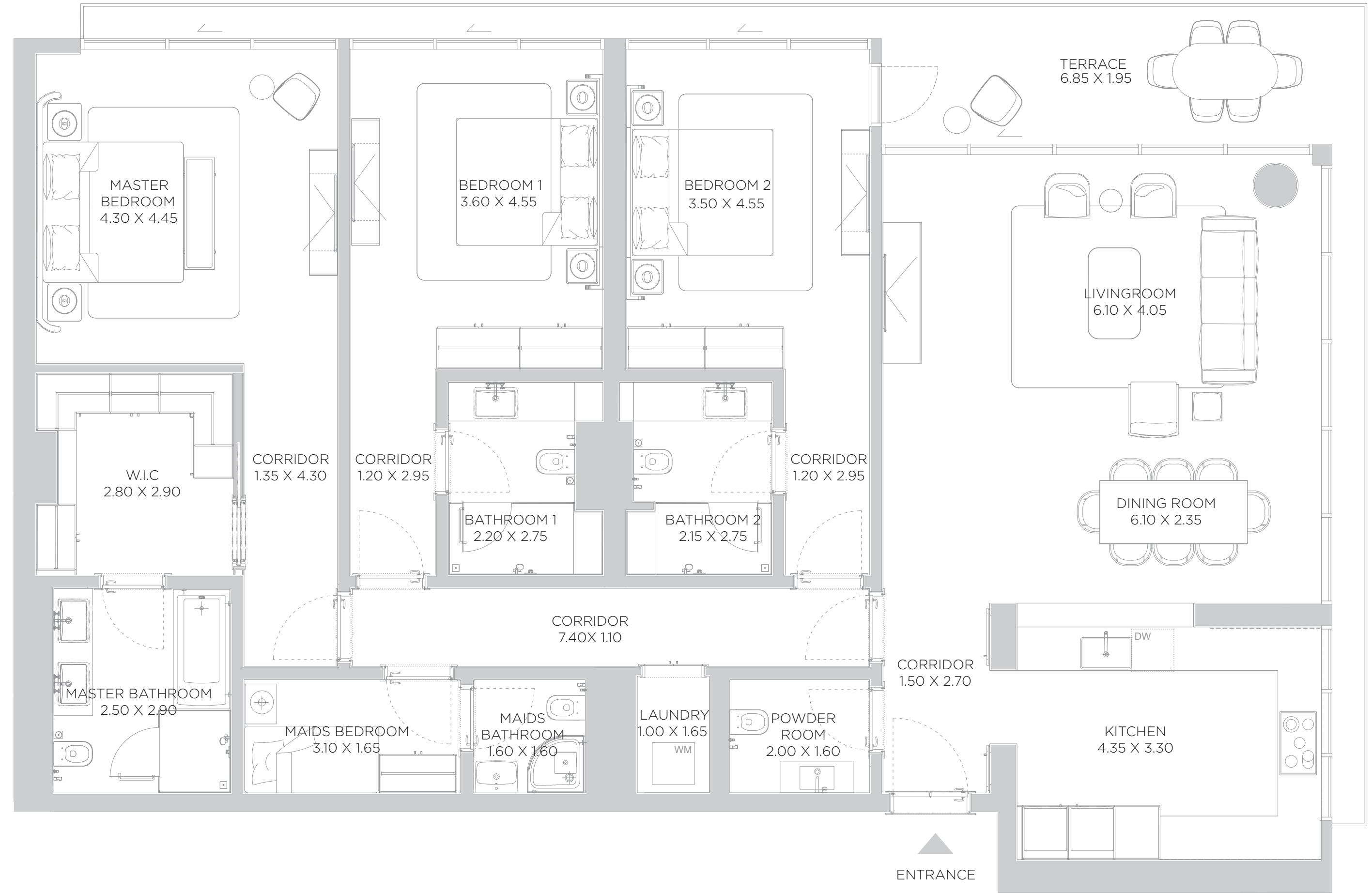
SUITE AREA	2,095	SQ.FT	194.62	SQ.M.
BALCONY AREA	263	SQ.FT	24.48	SQ.M.
TOTAL AREA	2,358	SQ.FT	219.10	SQ.M.

KEY PLAN

ELEVATION



FOURTH FLOOR PLAN





# B1

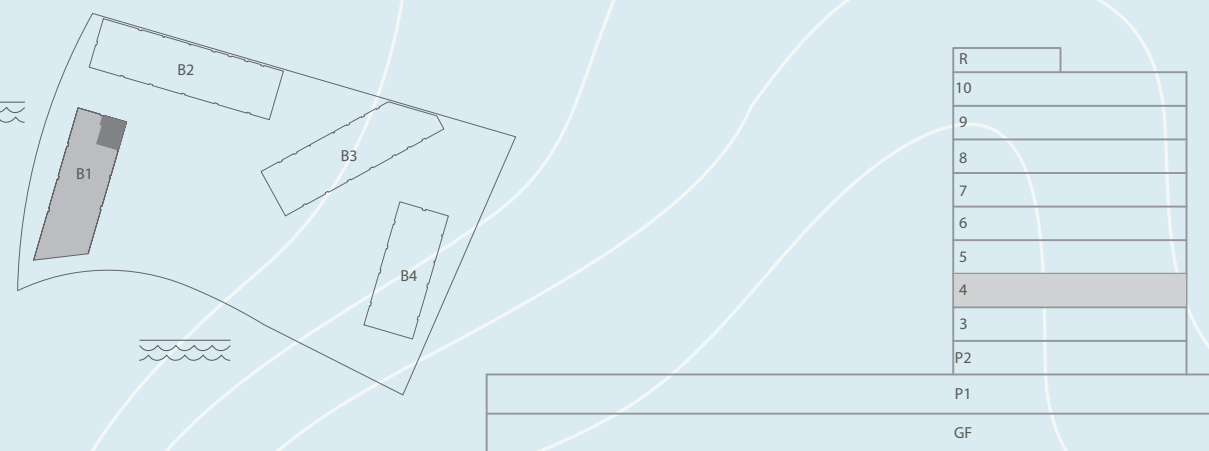
## 2 BEDROOM

LEVEL 04 UNIT 07

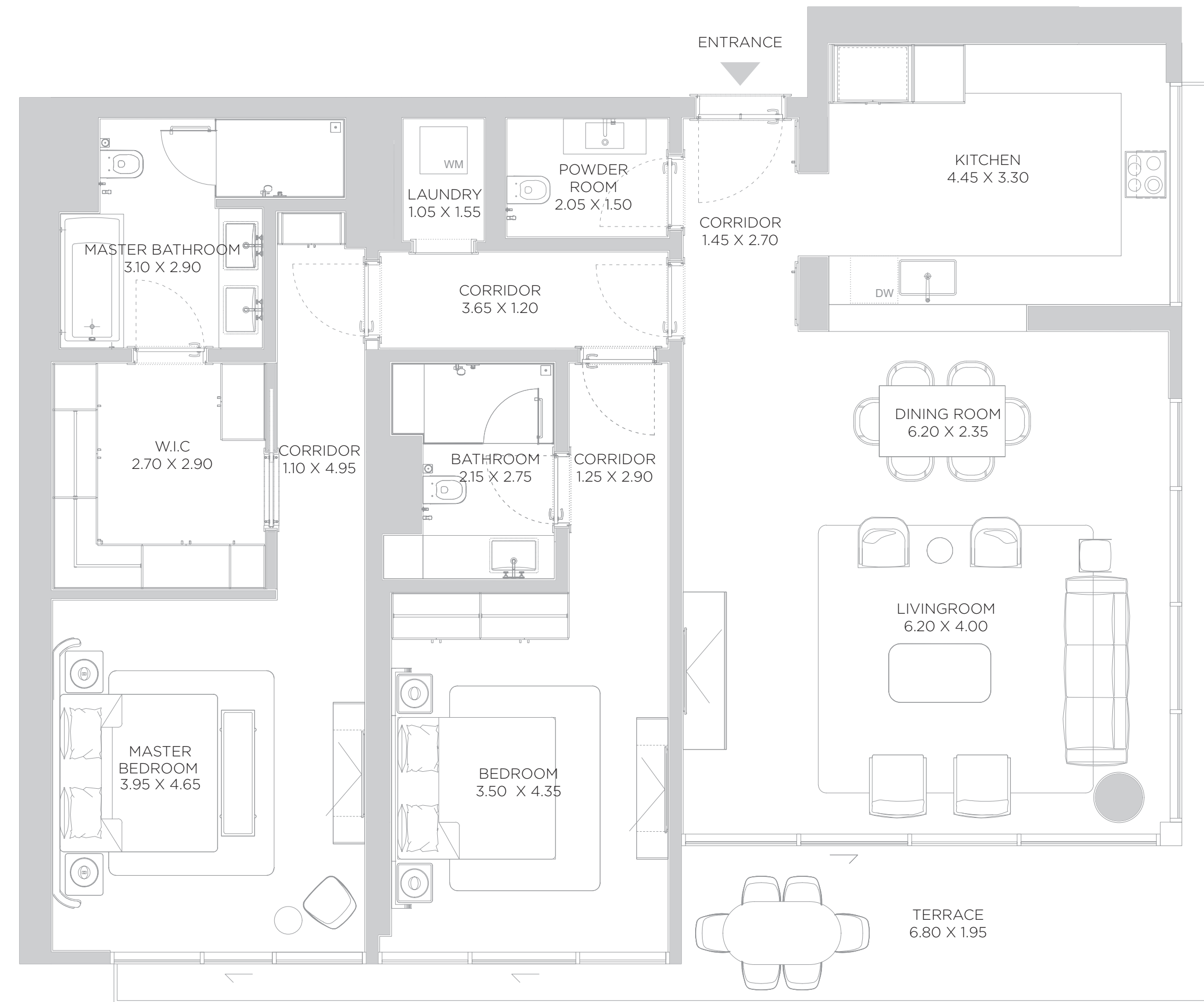
SUITE AREA	1,619	SQ.FT	150.42	SQ.M.
BALCONY AREA	242	SQ.FT	22.43	SQ.M.
TOTAL AREA	1,861	SQ.FT	172.85	SQ.M.

KEY PLAN

ELEVATION



FOURTH FLOOR PLAN



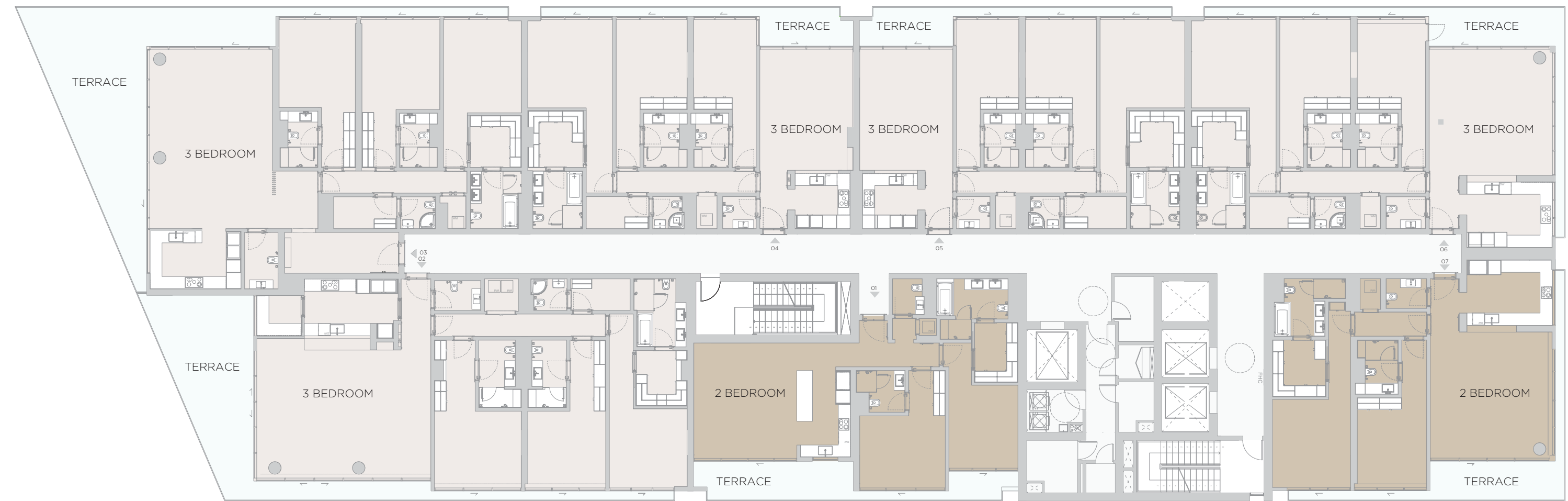
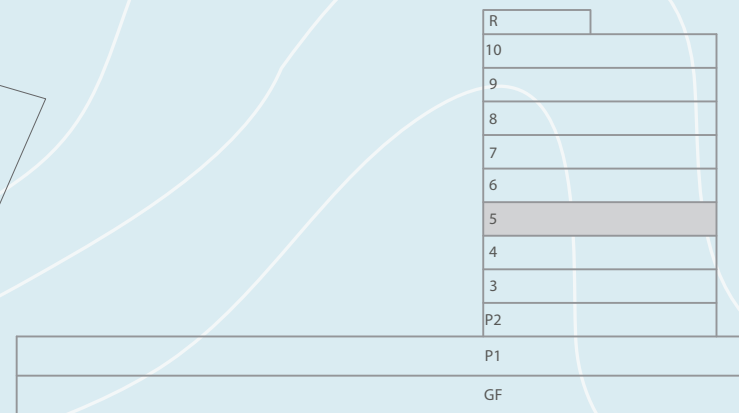
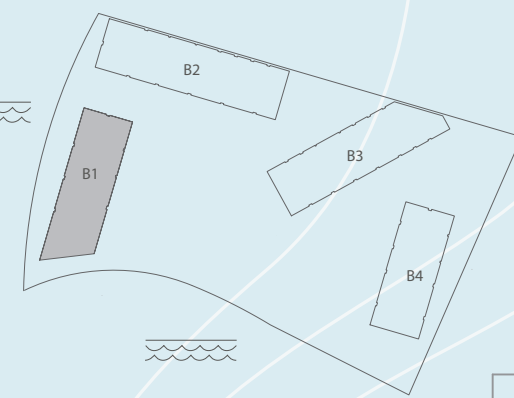
DISCLAIMER: All measurements, dimensions, coordinates and drawings, given as the Floor Plans in the literature are approximate and provided only for the purpose of marketing, illustration, information and general guidance as such drawings are not to scale. All the rooms, sizes, locations, orientations, dimensions, fixtures, fittings, finishes and specifications (including materials for, placement, size of rooms, windows, doors, balcony, furniture's inbuilt wardrobe etc.) provided in the floor plans may vary as the same have been taken from concept designs prior the actual development/construction and therefore their accuracy in relation to actual construction cannot be confirmed. Hence, we make no guarantee, warranty or representation as to the accuracy and completeness of the floor plan information as changes may be made during the development process, without notice. Always refer to latest IFC design available in the sales office for the most accurate representation of all construction details.

BEACH RESIDENCES DUBAI ISLANDS

B1 LEVEL 05

KEY PLAN

ELEVATION



DISCLAIMER: All measurements, dimensions, coordinates and drawings, given as the Floor Plans in the literature are approximate and provided only for the purpose of marketing, illustration, information and general guidance as such drawings are not to scale. All the rooms, sizes, locations, orientations, dimensions, fixtures, fittings, finishes and specifications (including materials for, placement, size of rooms, windows, doors, balcony, furniture's inbuilt wardrobe etc.) provided in the floor plans may vary as the same have been taken from concept designs prior the actual development/construction and therefore their accuracy in relation to actual construction cannot be confirmed. Hence, we make no guarantee, warranty or representation as to the accuracy and completeness of the floor plan information as changes may be made during the development process, without notice. Always refer to latest IFC design available in the sales office for the most accurate representation of all construction details.

# B1

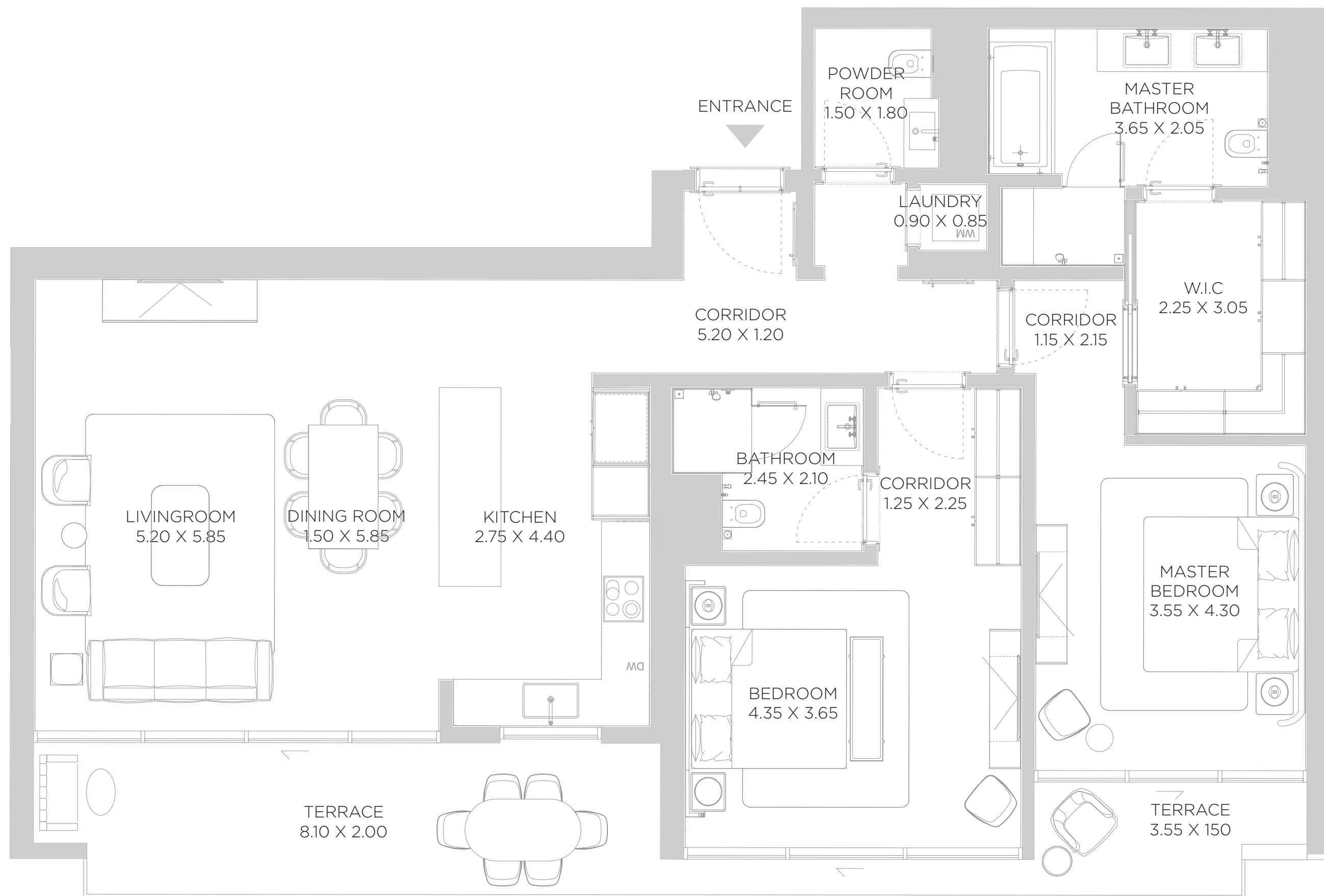
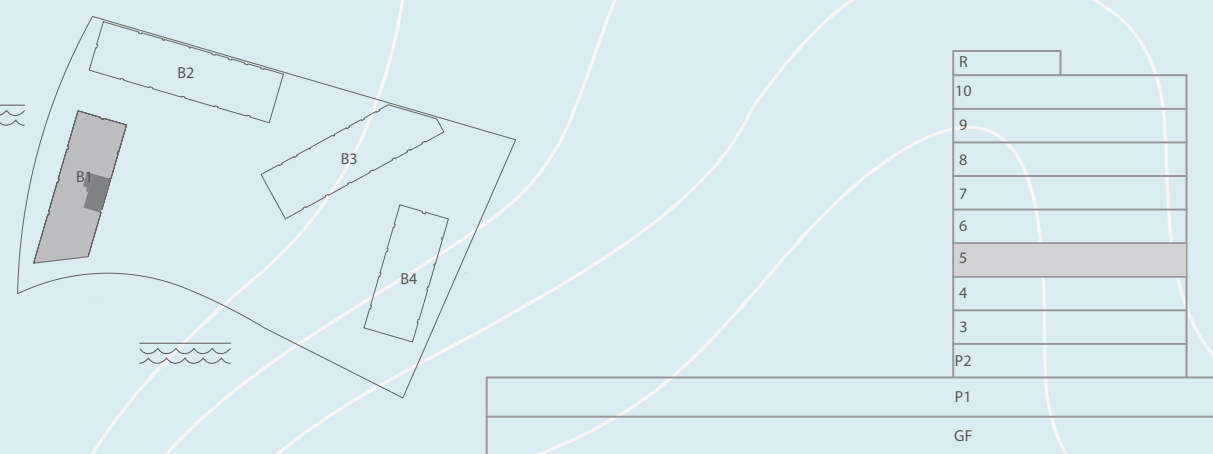
## 2 BEDROOM

LEVEL 05 UNIT 01

SUITE AREA	1,432	SQ.FT	133.02	SQ.M.
BALCONY AREA	258	SQ.FT	24.00	SQ.M.
TOTAL AREA	1,690	SQ.FT	157.02	SQ.M.

KEY PLAN

ELEVATION



FIFTH FLOOR PLAN

DISCLAIMER: All measurements, dimensions, coordinates and drawings, given as the Floor Plans in the literature are approximate and provided only for the purpose of marketing, illustration, information and general guidance as such drawings are not to scale. All the rooms, sizes, locations, orientations, dimensions, fixtures, fittings, finishes and specifications (including materials for, placement, size of rooms, windows, doors, balcony, furniture's inbuilt wardrobe etc.) provided in the floor plans may vary as the same have been taken from concept designs prior the actual development/construction and therefore their accuracy in relation to actual construction cannot be confirmed. Hence, we make no guarantee, warranty or representation as to the accuracy and completeness of the floor plan information as changes may be made during the development process, without notice. Always refer to latest IFC design available in the sales office for the most accurate representation of all construction details.

# B1

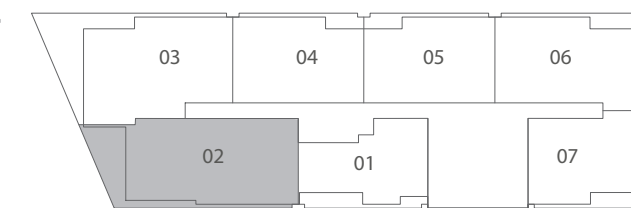
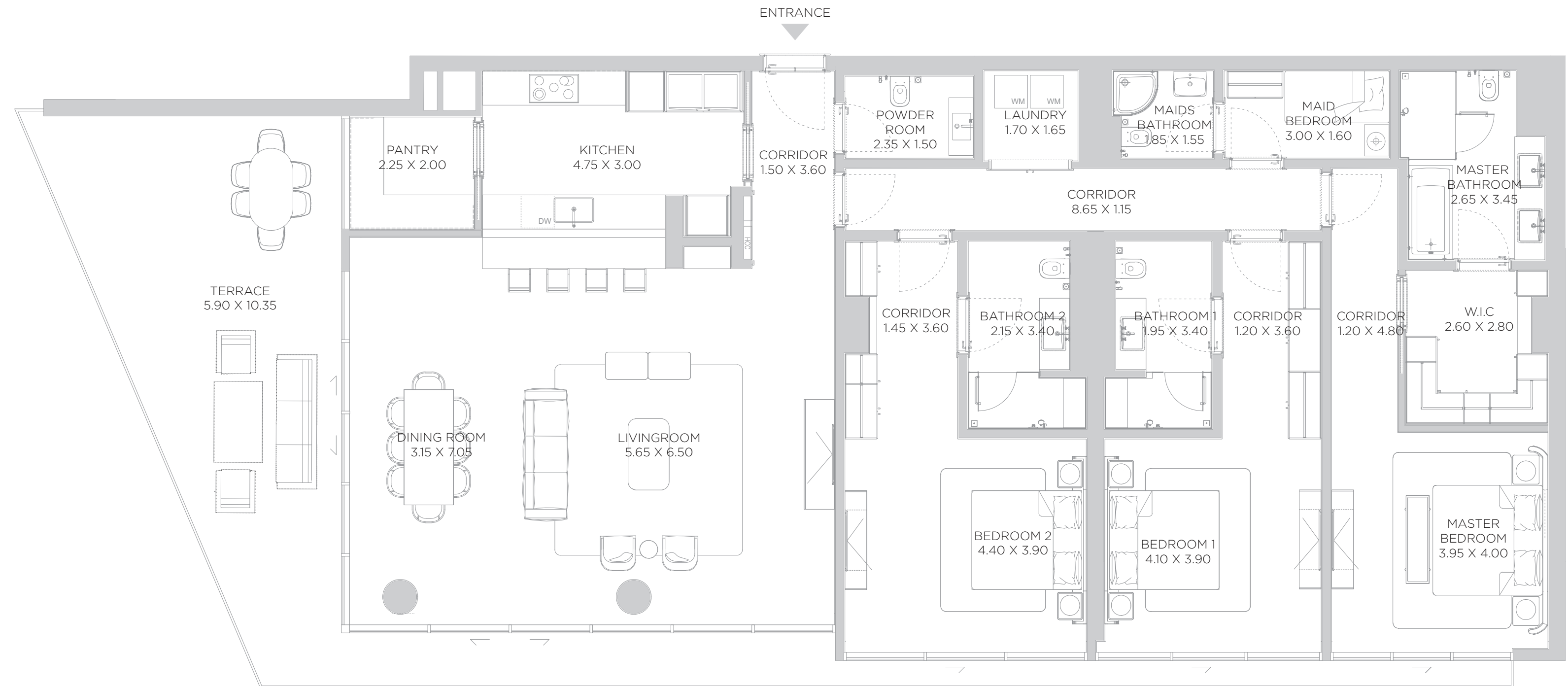
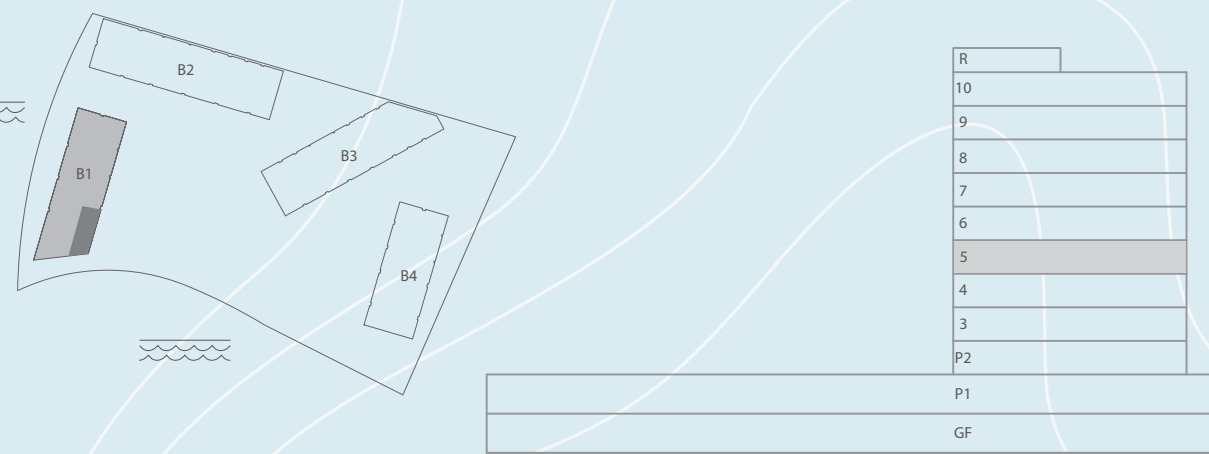
## 3 BEDROOM

LEVEL 05 UNIT 02

SUITE AREA	2,474	SQ.FT	229.88	SQ.M.
BALCONY AREA	587	SQ.FT	54.53	SQ.M.
TOTAL AREA	3,061	SQ.FT	284.41	SQ.M.

KEY PLAN

ELEVATION



FIFTH FLOOR PLAN

DISCLAIMER: All measurements, dimensions, coordinates and drawings, given as the Floor Plans in the literature are approximate and provided only for the purpose of marketing, illustration, information and general guidance as such drawings are not to scale. All the rooms, sizes, locations, orientations, dimensions, fixtures, fittings, finishes and specifications (including materials for, placement, size of rooms, windows, doors, balcony, furniture's inbuilt wardrobe etc.) provided in the floor plans may vary as the same have been taken from concept designs prior the actual development/construction and therefore their accuracy in relation to actual construction cannot be confirmed. Hence, we make no guarantee, warranty or representation as to the accuracy and completeness of the floor plan information as changes may be made during the development process, without notice. Always refer to latest IFC design available in the sales office for the most accurate representation of all construction details.

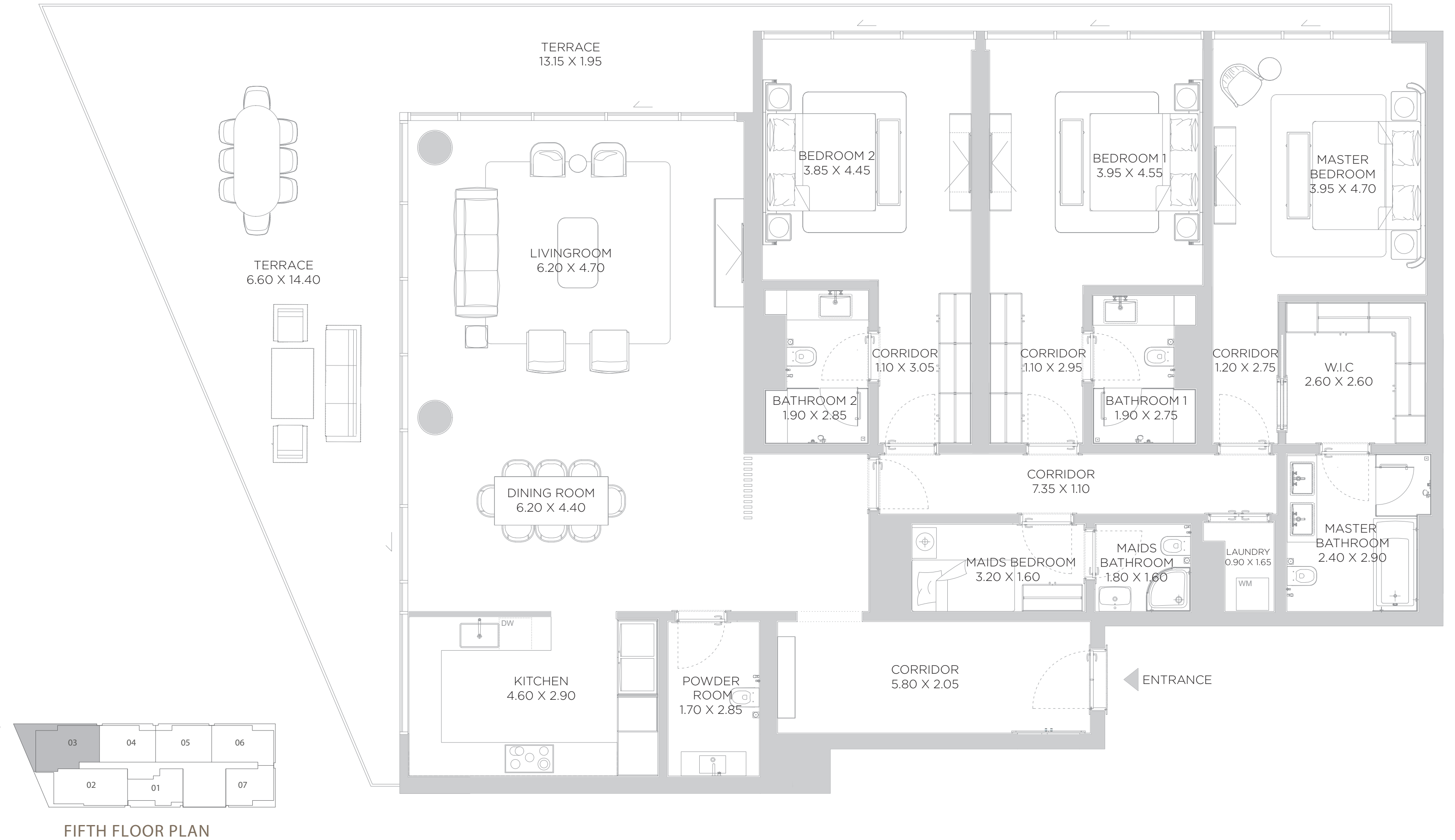
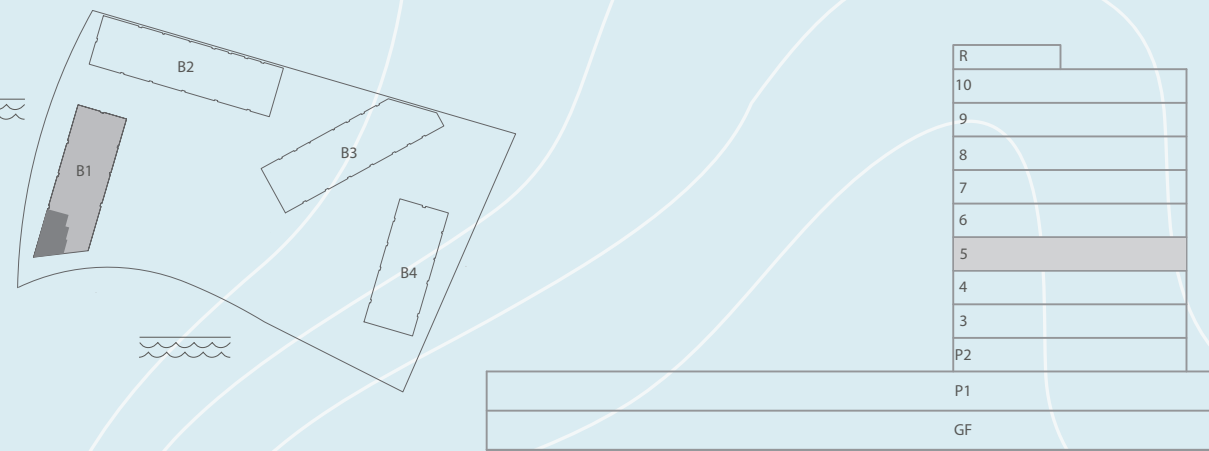
# B1

**3 BEDROOM**  
 LEVEL 05 UNIT 03

SUITE AREA	2,464	SQ.FT	228.87	SQ.M.
BALCONY AREA	766	SQ.FT	71.22	SQ.M.
TOTAL AREA	3,230	SQ.FT	300.09	SQ.M.

KEY PLAN

ELEVATION



DISCLAIMER: All measurements, dimensions, coordinates and drawings, given as the Floor Plans in the literature are approximate and provided only for the purpose of marketing, illustration, information and general guidance as such drawings are not to scale. All the rooms, sizes, locations, orientations, dimensions, fixtures, fittings, finishes and specifications (including materials for, placement, size of rooms, windows, doors, balcony, furniture's inbuilt wardrobe etc.) provided in the floor plans may vary as the same have been taken from concept designs prior the actual development/construction and therefore their accuracy in relation to actual construction cannot be confirmed. Hence, we make no guarantee, warranty or representation as to the accuracy and completeness of the floor plan information as changes may be made during the development process, without notice. Always refer to latest IFC design available in the sales office for the most accurate representation of all construction details.

# B1

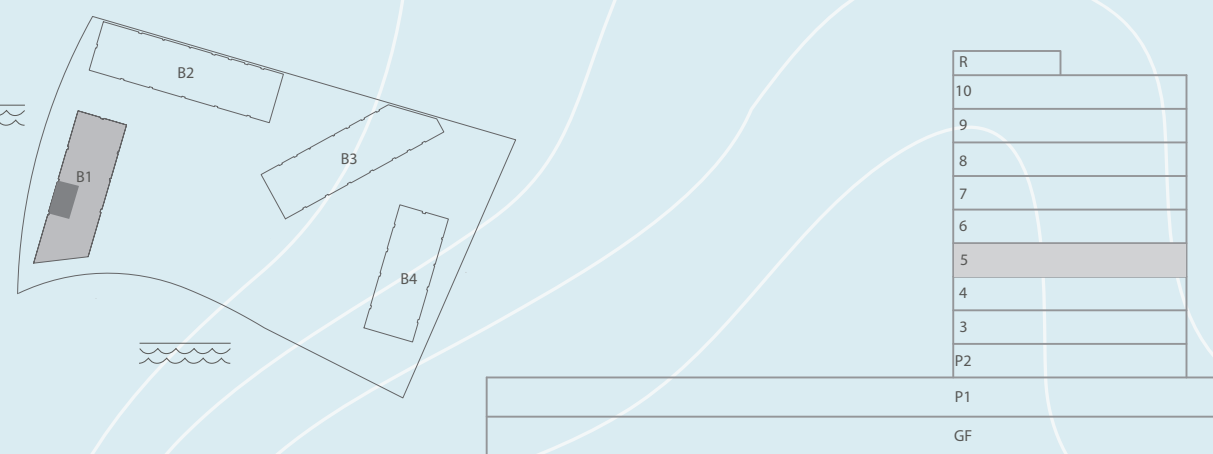
## 3 BEDROOM

LEVEL 05 UNIT 04

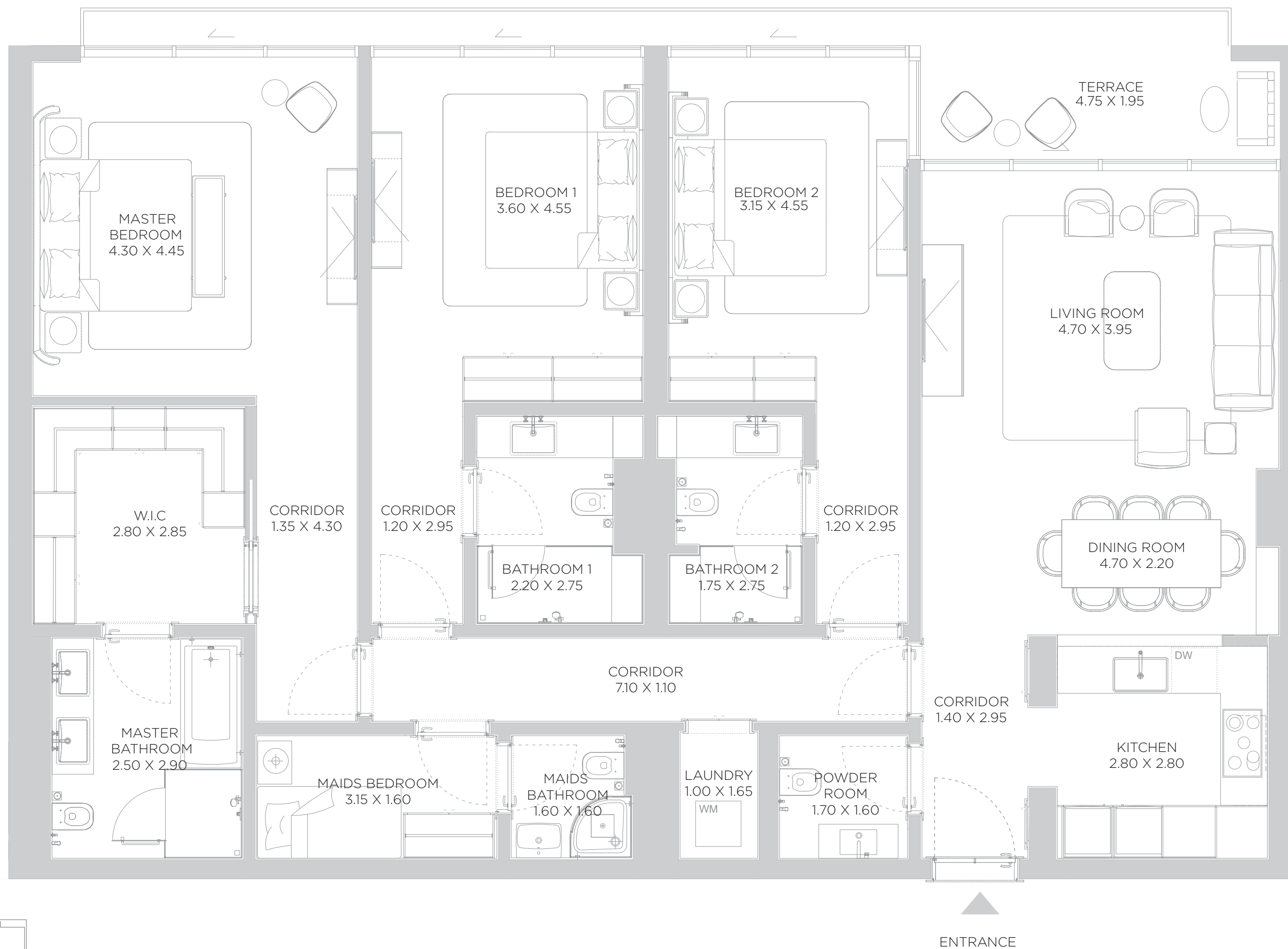
SUITE AREA	1,848	SQ.FT	171.72	SQ.M.
BALCONY AREA	162	SQ.FT	14.99	SQ.M.
TOTAL AREA	2,010	SQ.FT	186.71	SQ.M.

KEY PLAN

ELEVATION



FIFTH FLOOR PLAN



DISCLAIMER: All measurements, dimensions, coordinates and drawings, given as the Floor Plans in the literature are approximate and provided only for the purpose of marketing, illustration, information and general guidance as such drawings are not to scale. All the rooms, sizes, locations, orientations, dimensions, fixtures, fittings, finishes and specifications (including materials for, placement, size of rooms, windows, doors, balcony, furniture's inbuilt wardrobe etc.) provided in the floor plans may vary as the same have been taken from concept designs prior the actual development/construction and therefore their accuracy in relation to actual construction cannot be confirmed. Hence, we make no guarantee, warranty or representation as to the accuracy and completeness of the floor plan information as changes may be made during the development process, without notice. Always refer to latest IFC design available in the sales office for the most accurate representation of all construction details.

# B1

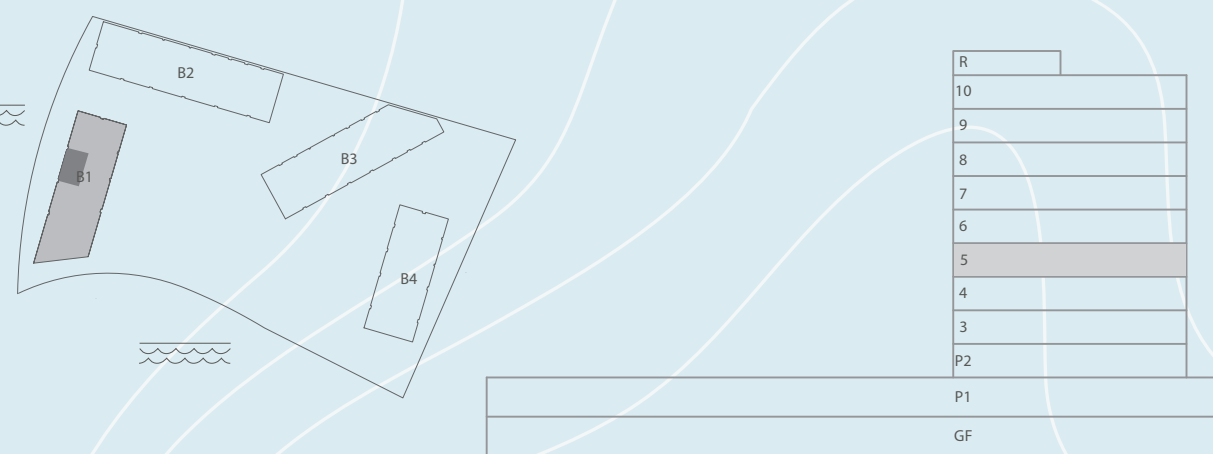
## 3 BEDROOM

LEVEL 05 UNIT 05

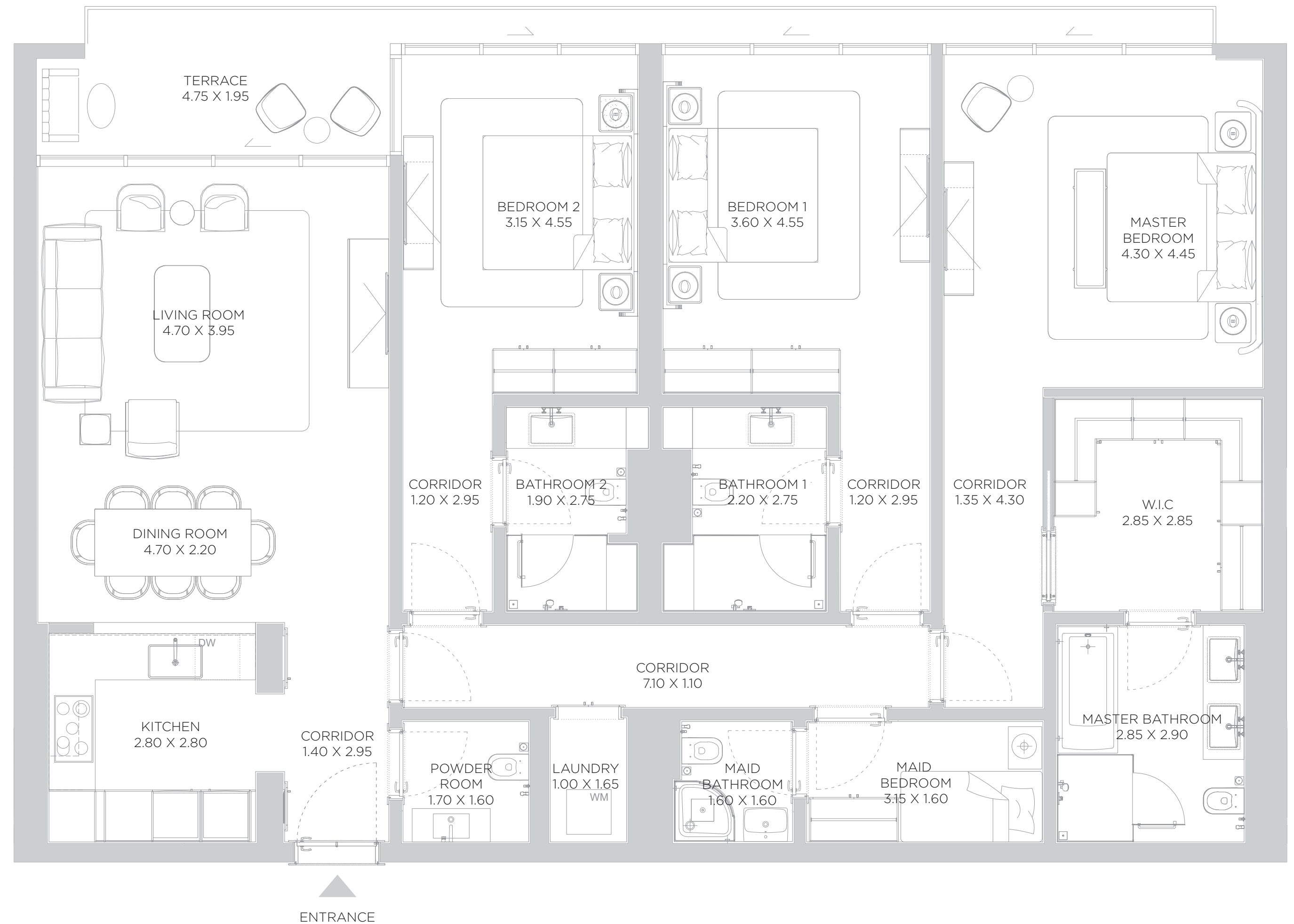
SUITE AREA	1,857	SQ.FT	172.51	SQ.M.
BALCONY AREA	161	SQ.FT	14.99	SQ.M.
TOTAL AREA	2,018	SQ.FT	187.50	SQ.M.

KEY PLAN

ELEVATION



FIFTH FLOOR PLAN



DISCLAIMER: All measurements, dimensions, coordinates and drawings, given as the Floor Plans in the literature are approximate and provided only for the purpose of marketing, illustration, information and general guidance as such drawings are not to scale. All the rooms, sizes, locations, orientations, dimensions, fixtures, fittings, finishes and specifications (including materials for, placement, size of rooms, windows, doors, balcony, furniture's inbuilt wardrobe etc.) provided in the floor plans may vary as the same have been taken from concept designs prior the actual development/construction and therefore their accuracy in relation to actual construction cannot be confirmed. Hence, we make no guarantee, warranty or representation as to the accuracy and completeness of the floor plan information as changes may be made during the development process, without notice. Always refer to latest IFC design available in the sales office for the most accurate representation of all construction details.

# B1

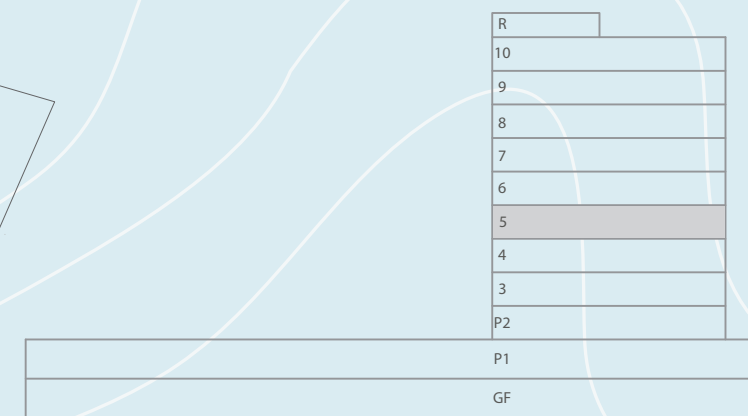
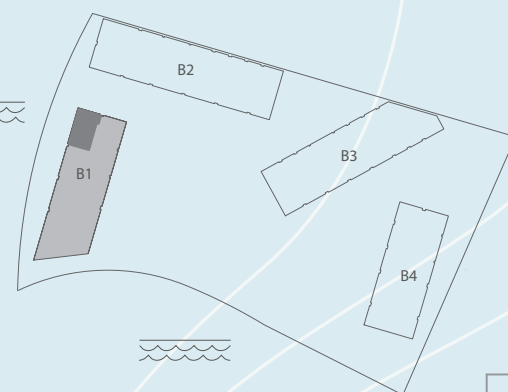
## 3 BEDROOM

LEVEL 05 UNIT 06

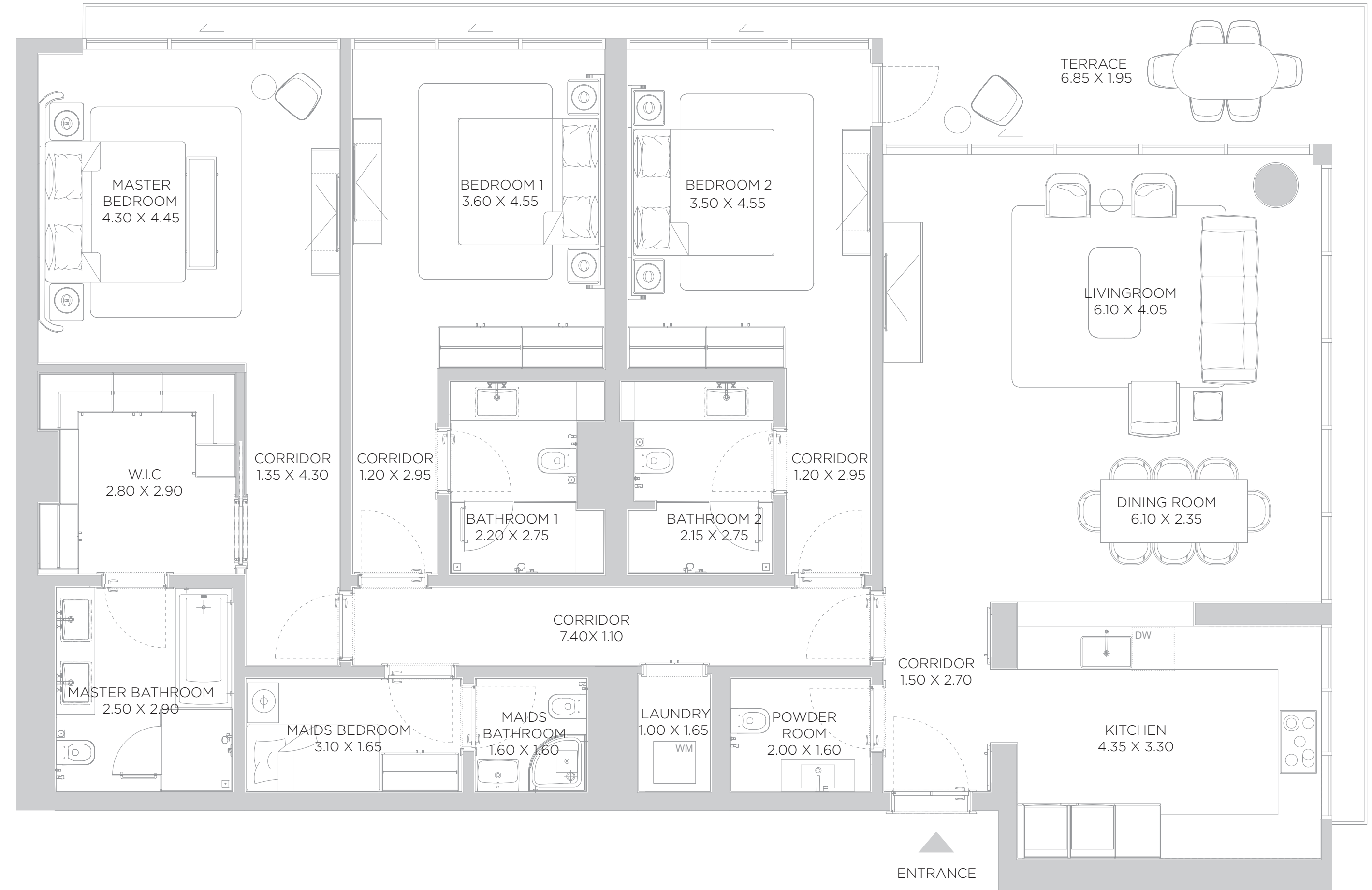
SUITE AREA	2,095	SQ.FT	194.62	SQ.M.
BALCONY AREA	263	SQ.FT	24.48	SQ.M.
TOTAL AREA	2,358	SQ.FT	219.10	SQ.M.

KEY PLAN

ELEVATION



FIFTH FLOOR PLAN



DISCLAIMER: All measurements, dimensions, coordinates and drawings, given as the Floor Plans in the literature are approximate and provided only for the purpose of marketing, illustration, information and general guidance as such drawings are not to scale. All the rooms, sizes, locations, orientations, dimensions, fixtures, fittings, finishes and specifications (including materials for, placement, size of rooms, windows, doors, balcony, furniture's inbuilt wardrobe etc.) provided in the floor plans may vary as the same have been taken from concept designs prior the actual development/construction and therefore their accuracy in relation to actual construction cannot be confirmed. Hence, we make no guarantee, warranty or representation as to the accuracy and completeness of the floor plan information as changes may be made during the development process, without notice. Always refer to latest IFC design available in the sales office for the most accurate representation of all construction details.



# B1

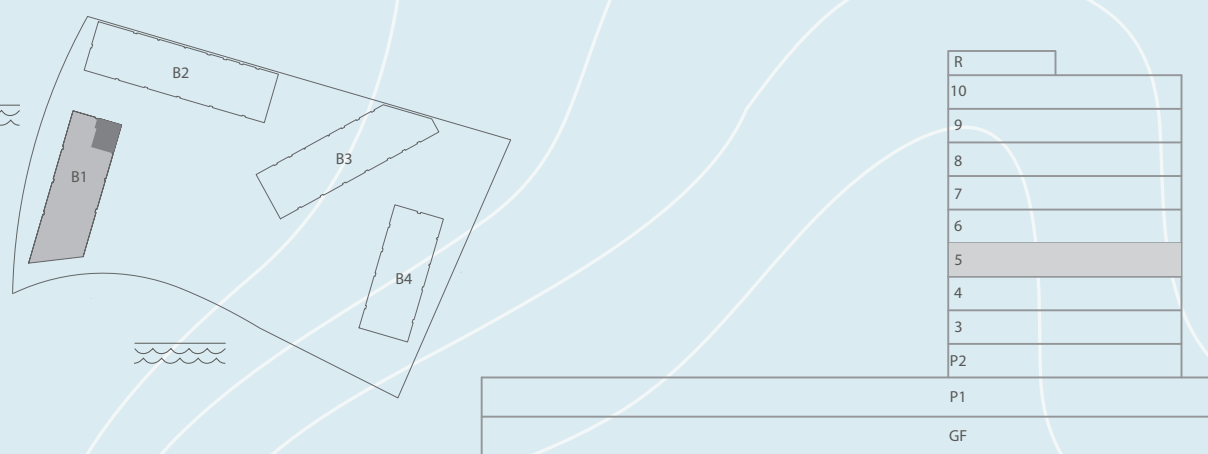
## 2 BEDROOM

LEVEL 05 UNIT 07

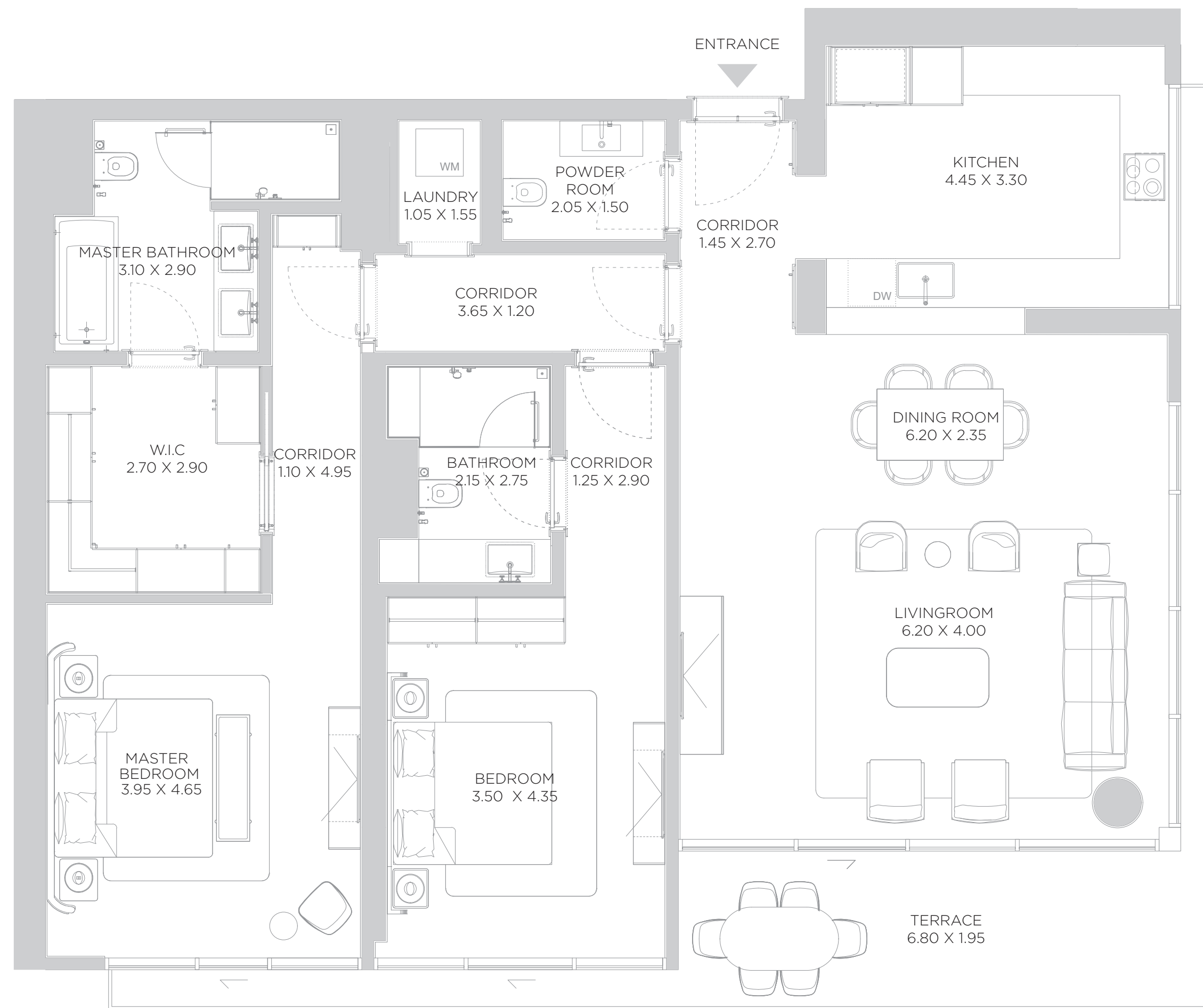
SUITE AREA	1,619	SQ.FT	150.42	SQ.M.
BALCONY AREA	242	SQ.FT	22.43	SQ.M.
TOTAL AREA	1,861	SQ.FT	172.85	SQ.M.

KEY PLAN

ELEVATION



FIFTH FLOOR PLAN



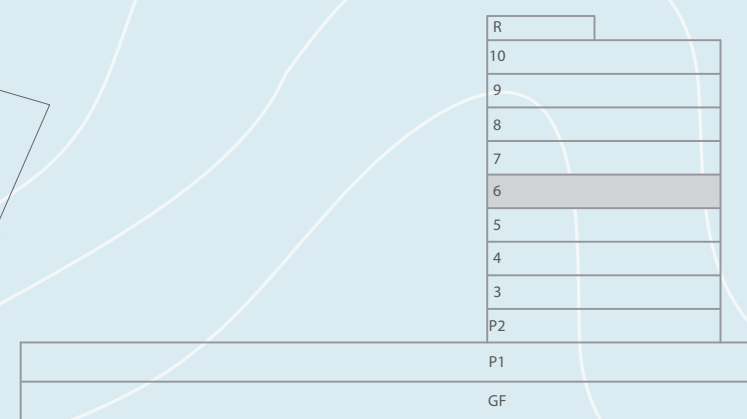
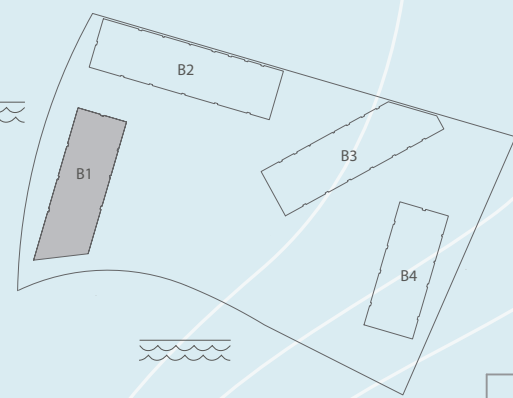
DISCLAIMER: All measurements, dimensions, coordinates and drawings, given as the Floor Plans in the literature are approximate and provided only for the purpose of marketing, illustration, information and general guidance as such drawings are not to scale. All the rooms, sizes, locations, orientations, dimensions, fixtures, fittings, finishes and specifications (including materials for, placement, size of rooms, windows, doors, balcony, furniture's inbuilt wardrobe etc.) provided in the floor plans may vary as the same have been taken from concept designs prior the actual development/construction and therefore their accuracy in relation to actual construction cannot be confirmed. Hence, we make no guarantee, warranty or representation as to the accuracy and completeness of the floor plan information as changes may be made during the development process, without notice. Always refer to latest IFC design available in the sales office for the most accurate representation of all construction details.

BEACH RESIDENCES DUBAI ISLANDS

B1 LEVEL 06

KEY PLAN

ELEVATION



DISCLAIMER: All measurements, dimensions, coordinates and drawings, given as the Floor Plans in the literature are approximate and provided only for the purpose of marketing, illustration, information and general guidance as such drawings are not to scale. All the rooms, sizes, locations, orientations, dimensions, fixtures, fittings, finishes and specifications (including materials for, placement, size of rooms, windows, doors, balcony, furniture's inbuilt wardrobe etc.) provided in the floor plans may vary as the same have been taken from concept designs prior the actual development/construction and therefore their accuracy in relation to actual construction cannot be confirmed. Hence, we make no guarantee, warranty or representation as to the accuracy and completeness of the floor plan information as changes may be made during the development process, without notice. Always refer to latest IFC design available in the sales office for the most accurate representation of all construction details.

# B1

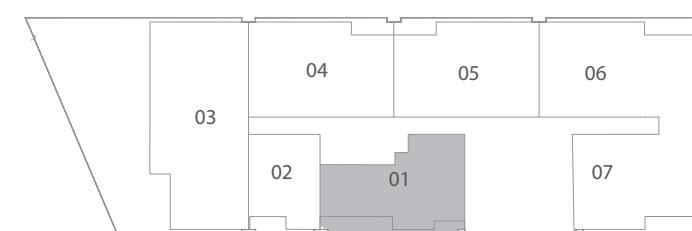
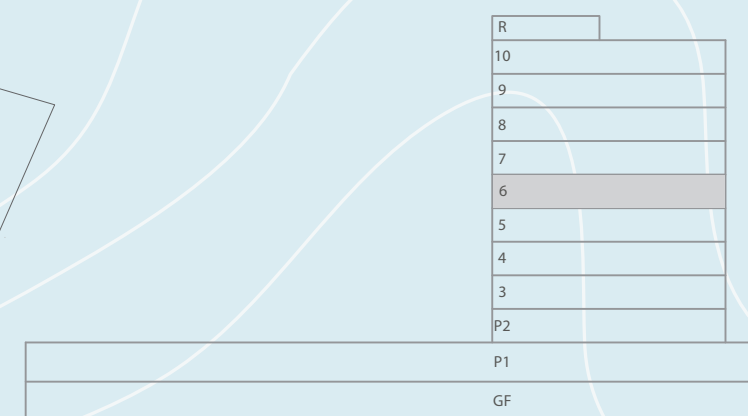
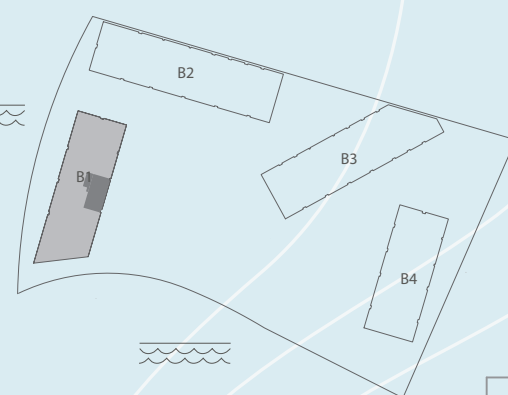
## 2 BEDROOM

LEVEL 06 UNIT 01

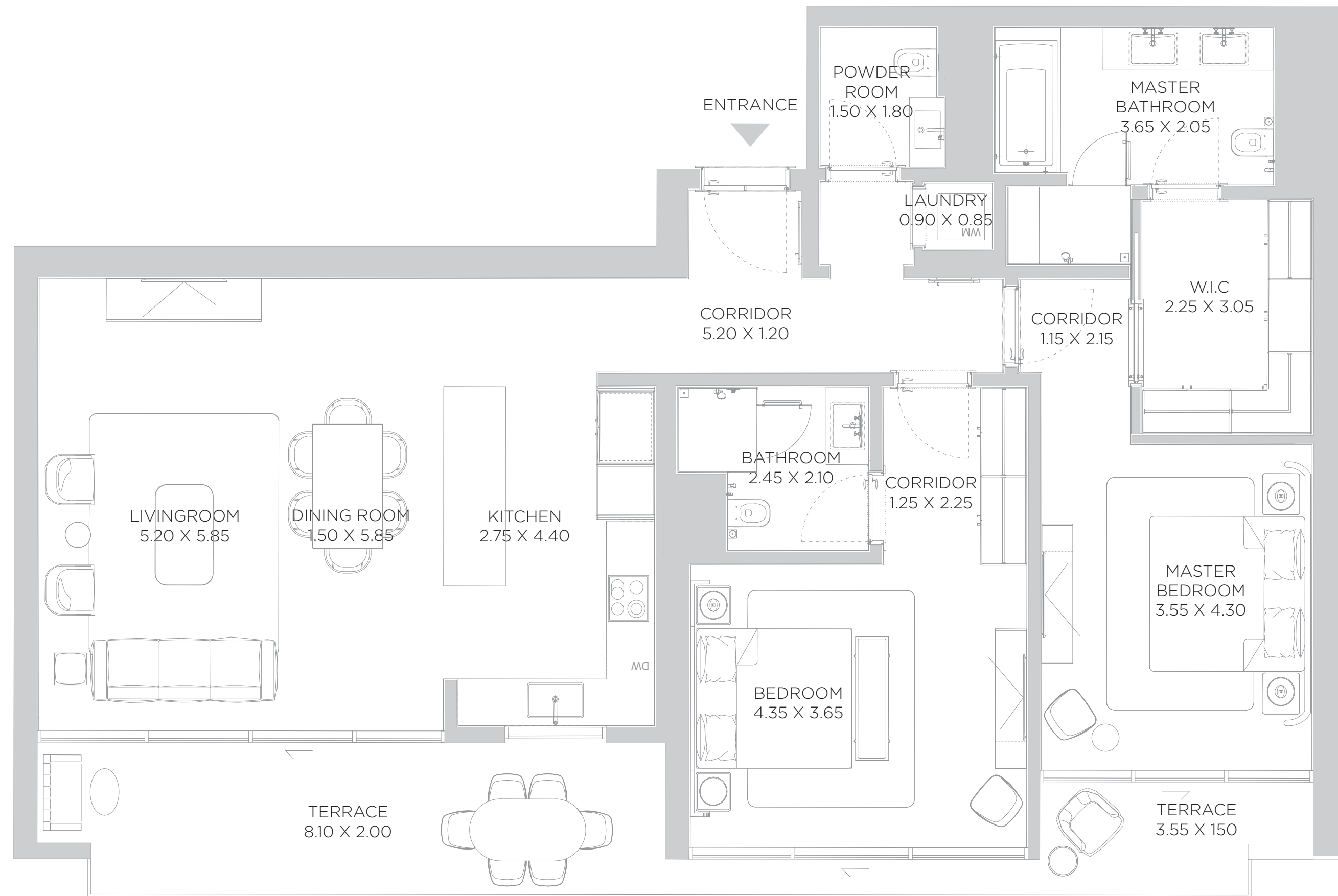
SUITE AREA	1,432	SQ.FT	133.01	SQ.M.
BALCONY AREA	258	SQ.FT	24.00	SQ.M.
TOTAL AREA	1,690	SQ.FT	157.01	SQ.M.

KEY PLAN

ELEVATION



SIXTH FLOOR PLAN



DISCLAIMER: All measurements, dimensions, coordinates and drawings, given as the Floor Plans in the literature are approximate and provided only for the purpose of marketing, illustration, information and general guidance as such drawings are not to scale. All the rooms, sizes, locations, orientations, dimensions, fixtures, fittings, finishes and specifications (including materials for, placement, size of rooms, windows, doors, balcony, furniture's inbuilt wardrobe etc.) provided in the floor plans may vary as the same have been taken from concept designs prior the actual development/construction and therefore their accuracy in relation to actual construction cannot be confirmed. Hence, we make no guarantee, warranty or representation as to the accuracy and completeness of the floor plan information as changes may be made during the development process, without notice. Always refer to latest IFC design available in the sales office for the most accurate representation of all construction details.

# B1

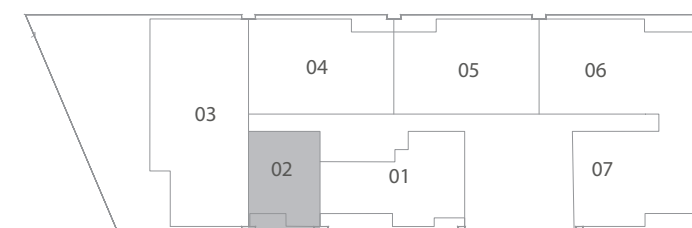
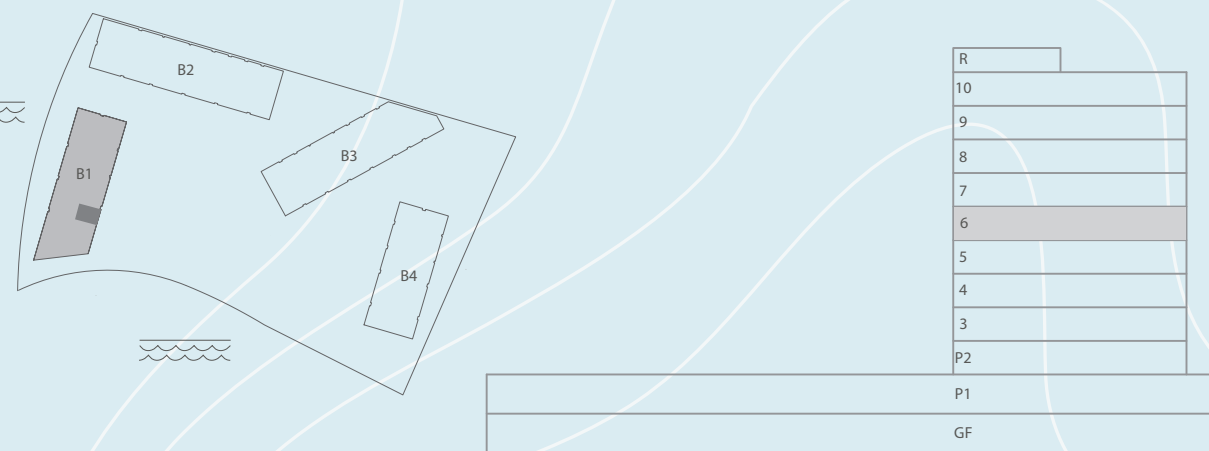
## 1 BEDROOM

LEVEL 06 UNIT 02

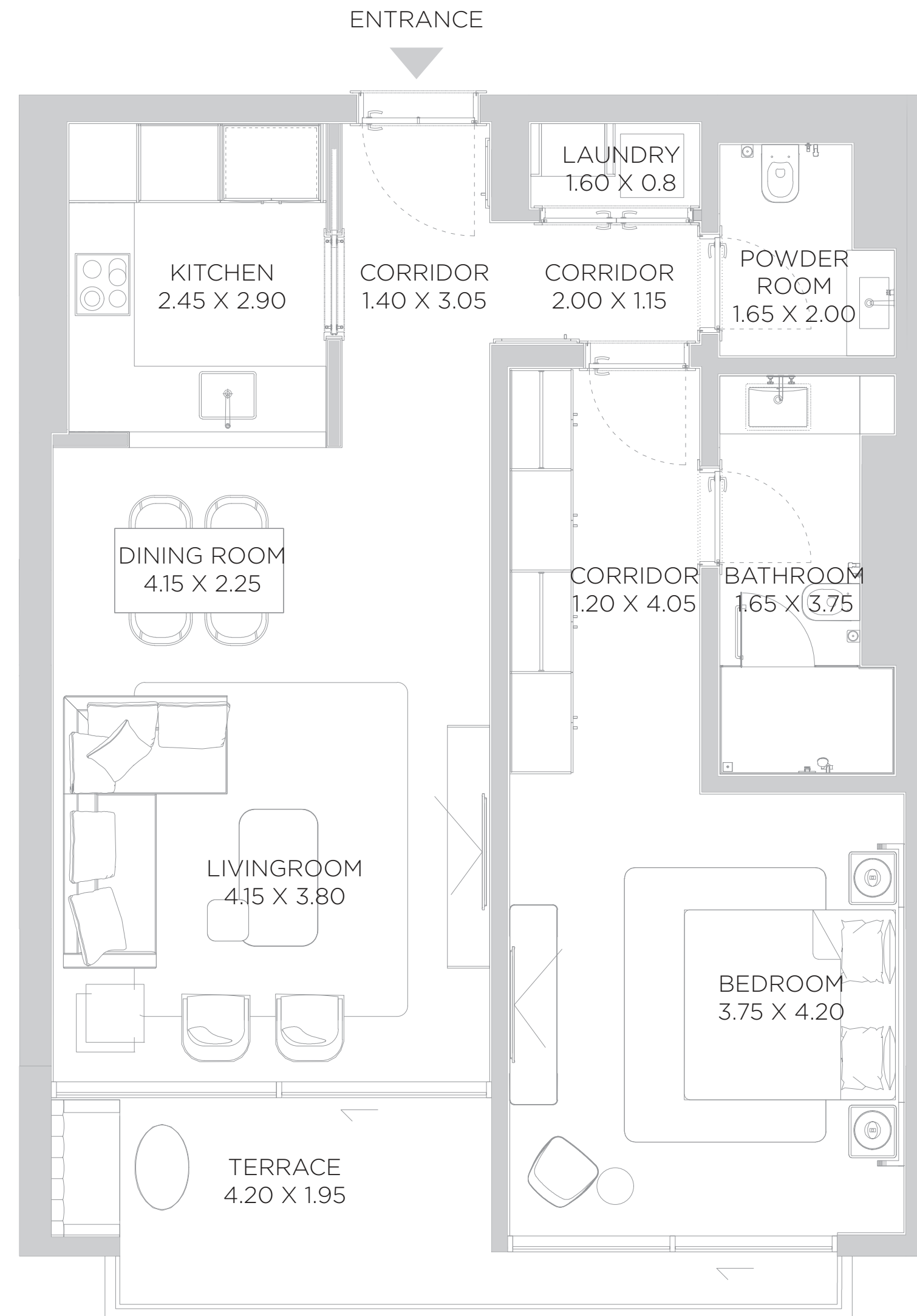
SUITE AREA	889	SQ.FT	82.59	SQ.M.
BALCONY AREA	109	SQ.FT	10.13	SQ.M.
TOTAL AREA	998	SQ.FT	92.72	SQ.M.

KEY PLAN

ELEVATION



SIXTH FLOOR PLAN



DISCLAIMER: All measurements, dimensions, coordinates and drawings, given as the Floor Plans in the literature are approximate and provided only for the purpose of marketing, illustration, information and general guidance as such drawings are not to scale. All the rooms, sizes, locations, orientations, dimensions, fixtures, fittings, finishes and specifications (including materials for, placement, size of rooms, windows, doors, balcony, furniture's inbuilt wardrobe etc.) provided in the floor plans may vary as the same have been taken from concept designs prior the actual development/construction and therefore their accuracy in relation to actual construction cannot be confirmed. Hence, we make no guarantee, warranty or representation as to the accuracy and completeness of the floor plan information as changes may be made during the development process, without notice. Always refer to latest IFC design available in the sales office for the most accurate representation of all construction details.

# B1

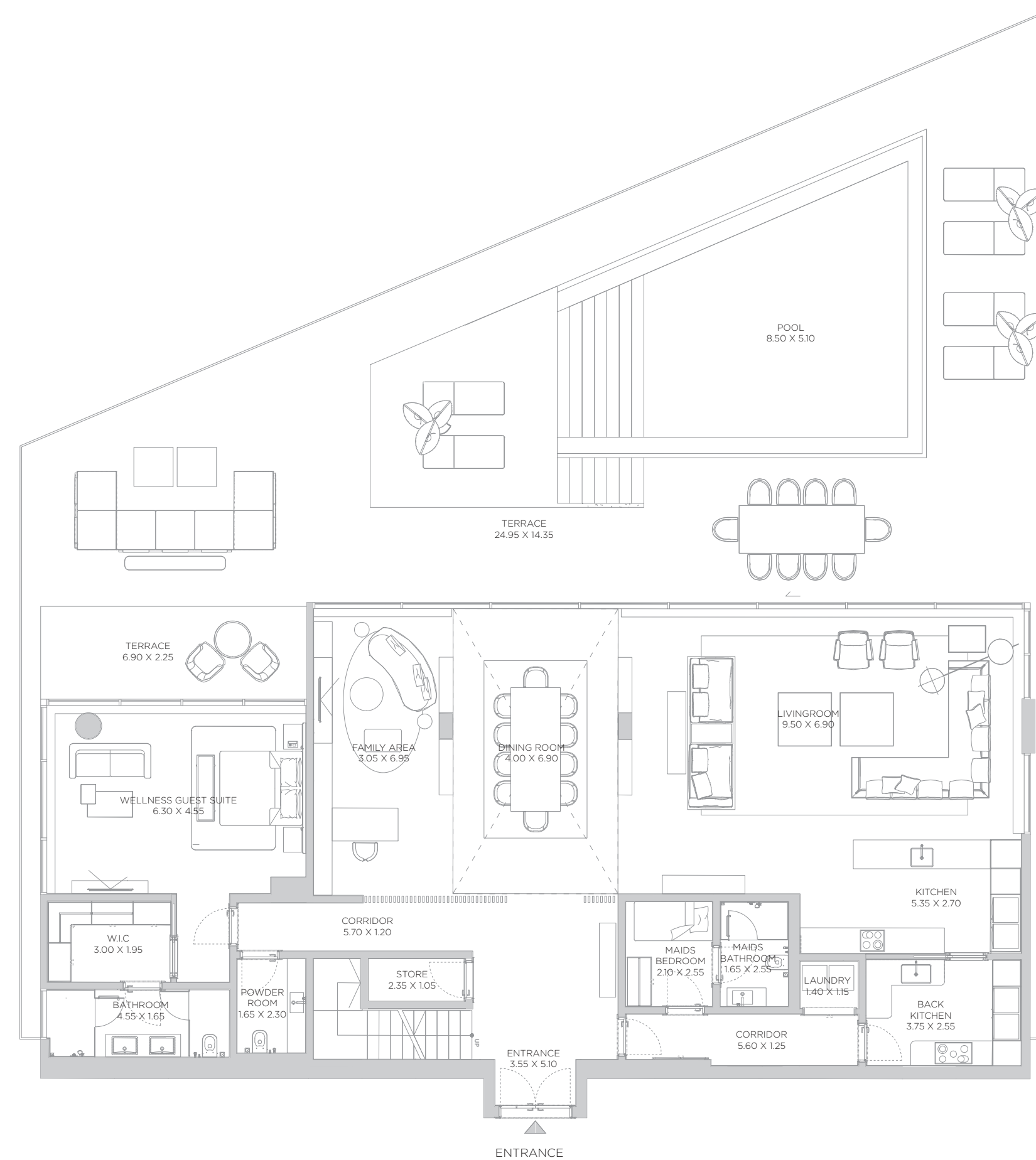
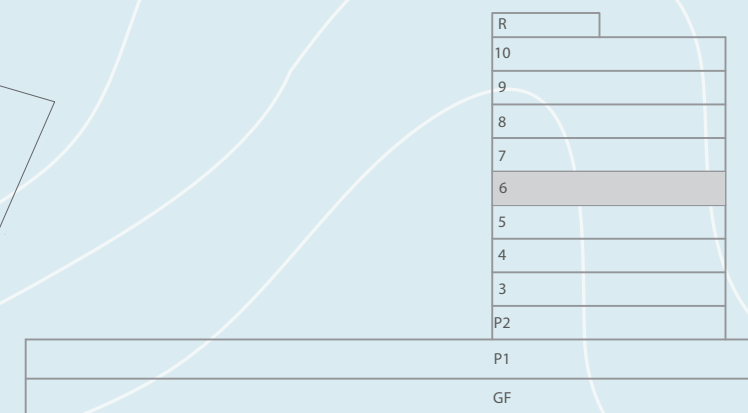
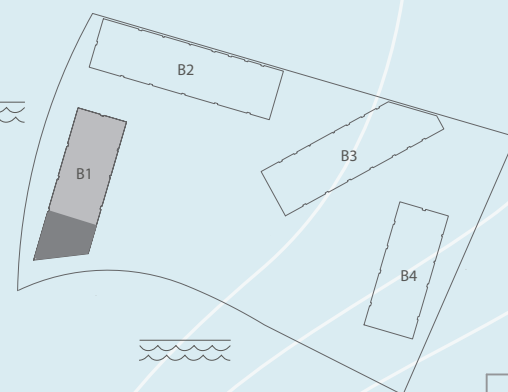
## 4 BEDROOM

LEVEL 06 UNIT 03

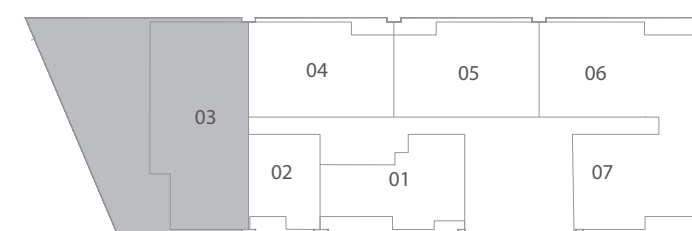
SUITE AREA	5,007	SQ.FT	465.19	SQ.M.
BALCONY AREA	3,080	SQ.FT	286.12	SQ.M.
TOTAL AREA	8,087	SQ.FT	751.31	SQ.M.

KEY PLAN

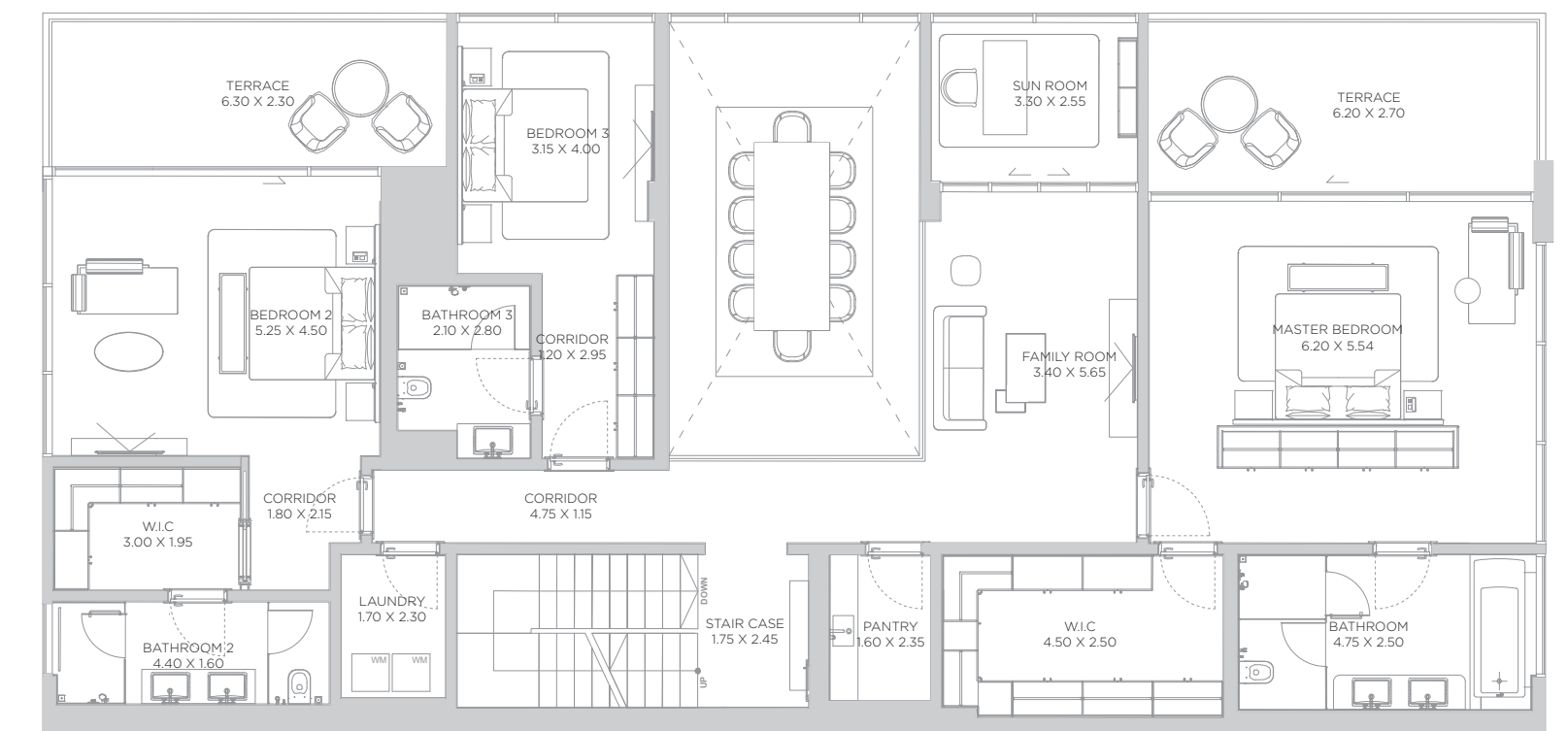
ELEVATION



GROUND FLOOR



SIXTH FLOOR PLAN



FIRST FLOOR

DISCLAIMER: All measurements, dimensions, coordinates and drawings, given as the Floor Plans in the literature are approximate and provided only for the purpose of marketing, illustration, information and general guidance as such drawings are not to scale. All the rooms, sizes, locations, orientations, dimensions, fixtures, fittings, finishes and specifications (including materials for, placement, size of rooms, windows, doors, balcony, furniture's inbuilt wardrobe etc.) provided in the floor plans may vary as the same have been taken from concept designs prior the actual development/construction and therefore their accuracy in relation to actual construction cannot be confirmed. Hence, we make no guarantee, warranty or representation as to the accuracy and completeness of the floor plan information as changes may be made during the development process, without notice. Always refer to latest IFC design available in the sales office for the most accurate representation of all construction details.

# B1

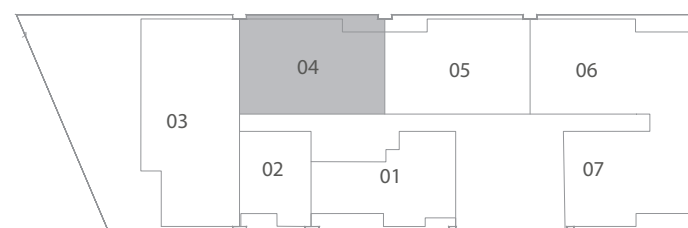
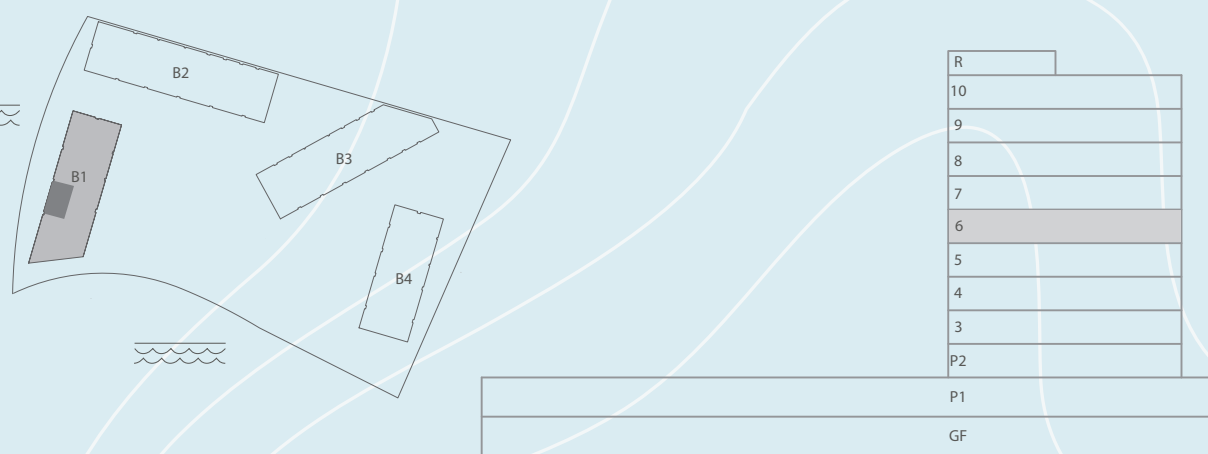
## 3 BEDROOM

LEVEL 06 UNIT 04

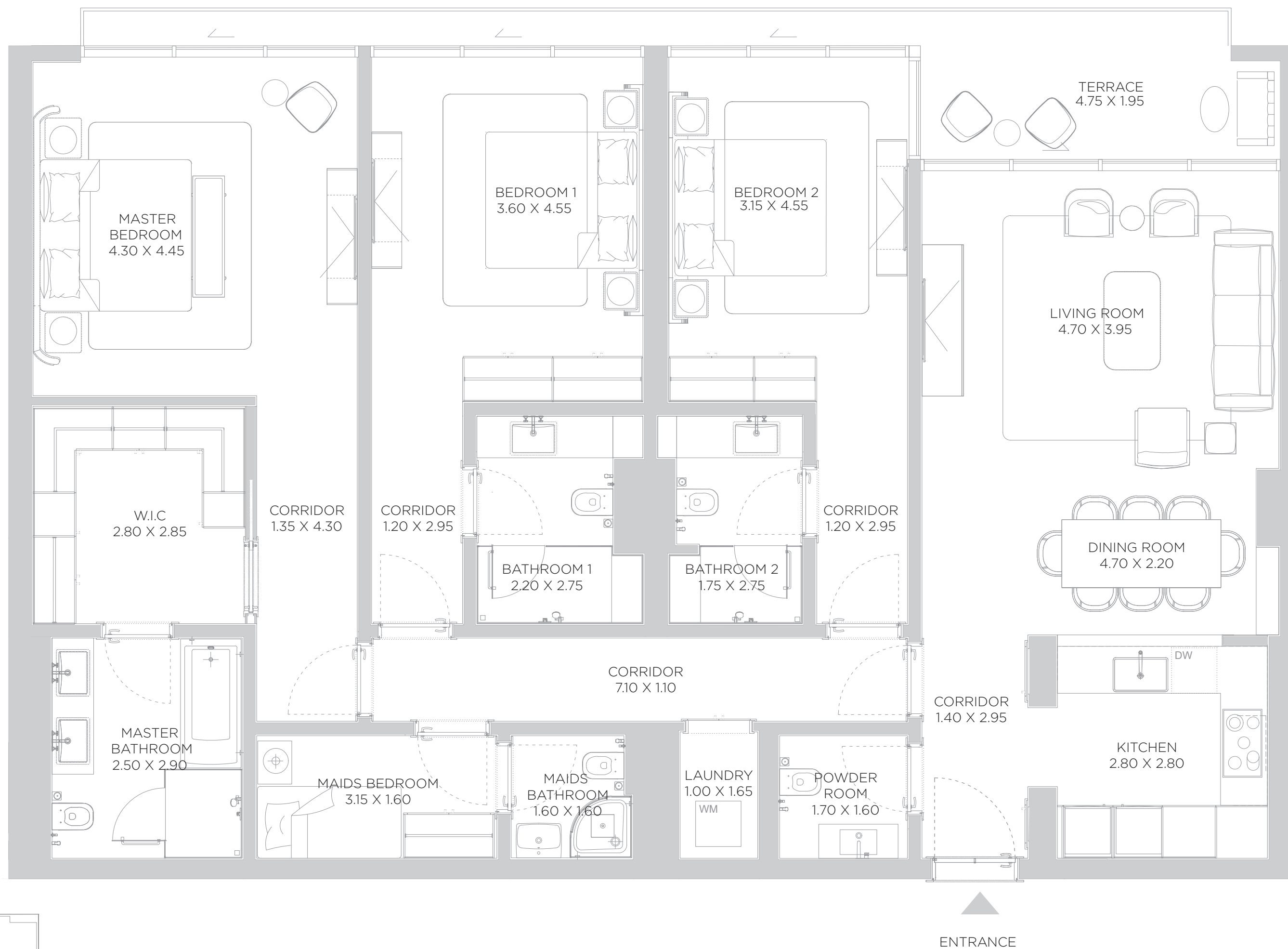
SUITE AREA	1,849	SQ.FT	171.79	SQ.M.
BALCONY AREA	161	SQ.FT	14.99	SQ.M.
TOTAL AREA	2,010	SQ.FT	186.78	SQ.M.

KEY PLAN

ELEVATION



SIXTH FLOOR PLAN



DISCLAIMER: All measurements, dimensions, coordinates and drawings, given as the Floor Plans in the literature are approximate and provided only for the purpose of marketing, illustration, information and general guidance as such drawings are not to scale. All the rooms, sizes, locations, orientations, dimensions, fixtures, fittings, finishes and specifications (including materials for, placement, size of rooms, windows, doors, balcony, furniture's inbuilt wardrobe etc.) provided in the floor plans may vary as the same have been taken from concept designs prior the actual development/construction and therefore their accuracy in relation to actual construction cannot be confirmed. Hence, we make no guarantee, warranty or representation as to the accuracy and completeness of the floor plan information as changes may be made during the development process, without notice. Always refer to latest IFC design available in the sales office for the most accurate representation of all construction details.

# B1

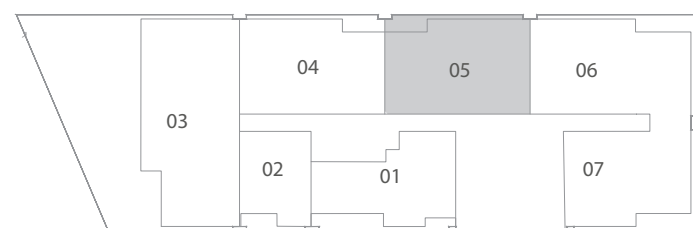
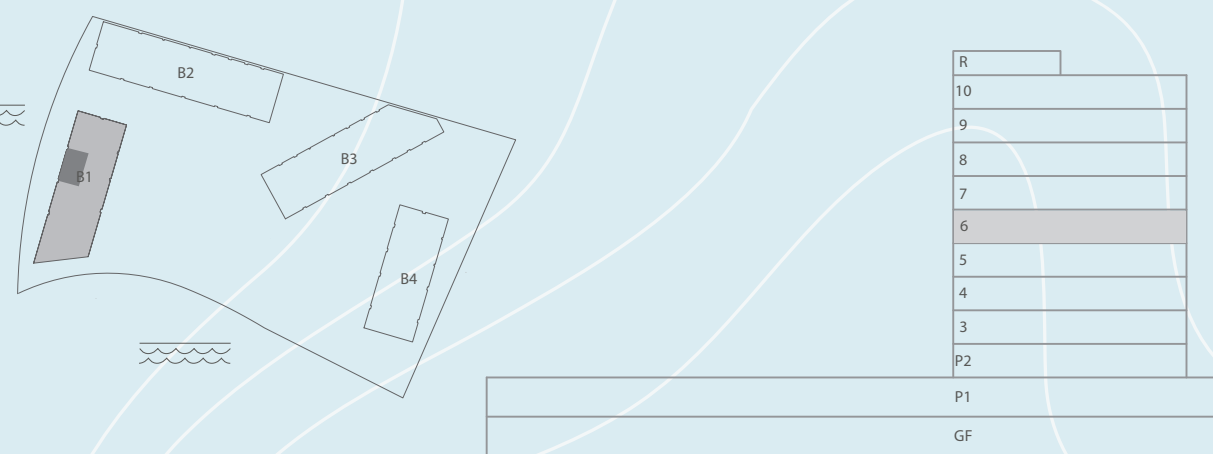
## 3 BEDROOM

LEVEL 06 UNIT 05

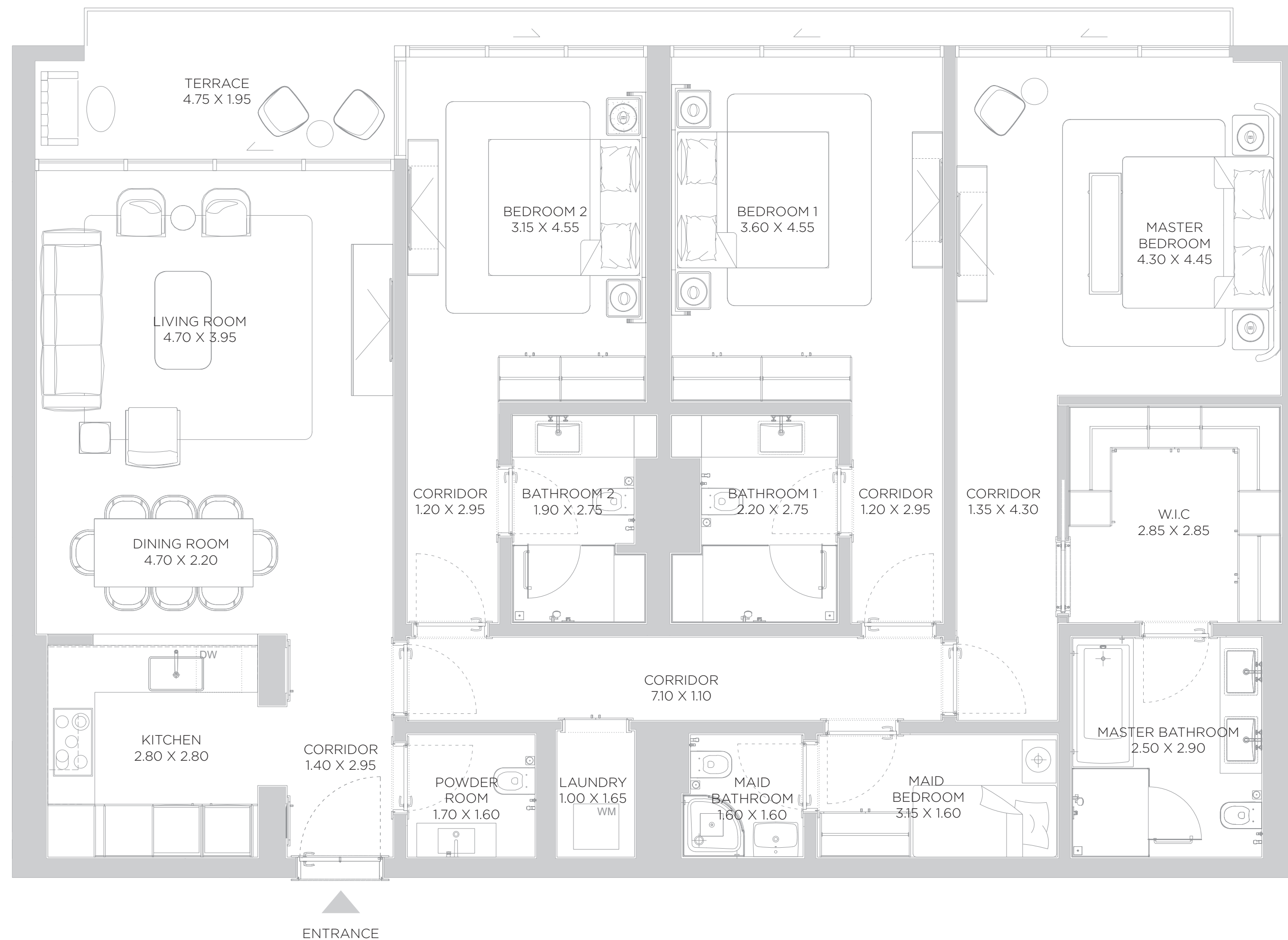
SUITE AREA	1,857	SQ.FT	172.51	SQ.M.
BALCONY AREA	161	SQ.FT	14.99	SQ.M.
TOTAL AREA	2,018	SQ.FT	187.50	SQ.M.

KEY PLAN

ELEVATION



SIXTH FLOOR PLAN



DISCLAIMER: All measurements, dimensions, coordinates and drawings, given as the Floor Plans in the literature are approximate and provided only for the purpose of marketing, illustration, information and general guidance as such drawings are not to scale. All the rooms, sizes, locations, orientations, dimensions, fixtures, fittings, finishes and specifications (including materials for, placement, size of rooms, windows, doors, balcony, furniture's inbuilt wardrobe etc.) provided in the floor plans may vary as the same have been taken from concept designs prior the actual development/construction and therefore their accuracy in relation to actual construction cannot be confirmed. Hence, we make no guarantee, warranty or representation as to the accuracy and completeness of the floor plan information as changes may be made during the development process, without notice. Always refer to latest IFC design available in the sales office for the most accurate representation of all construction details.

# B1

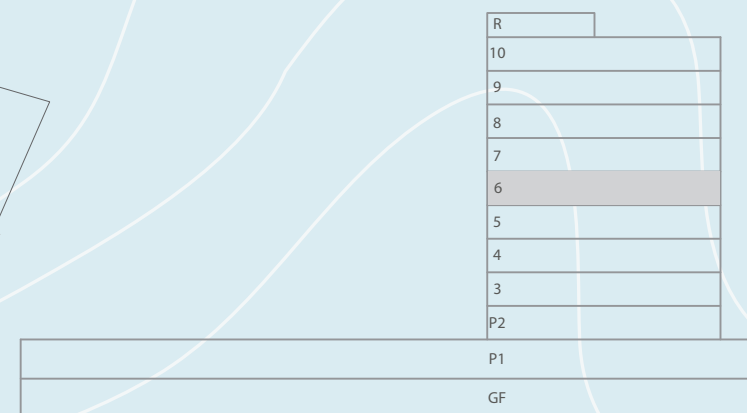
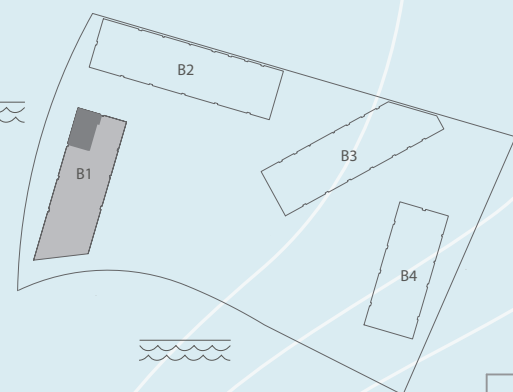
## 3 BEDROOM

LEVEL 06 UNIT 06

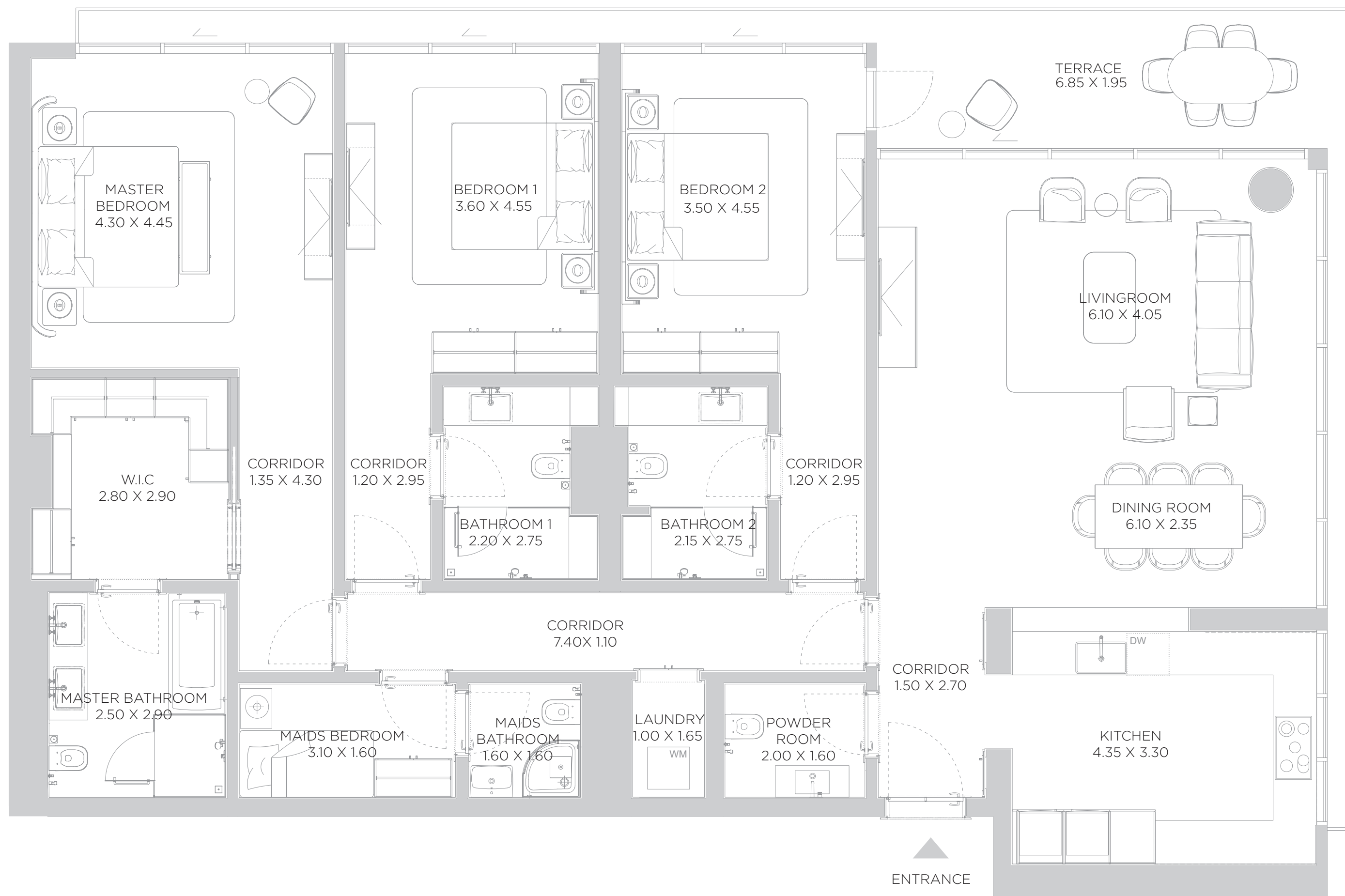
SUITE AREA	2,095	SQ.FT	194.62	SQ.M.
BALCONY AREA	263	SQ.FT	24.48	SQ.M.
TOTAL AREA	2,358	SQ.FT	219.10	SQ.M.

KEY PLAN

ELEVATION



SIXTH FLOOR PLAN



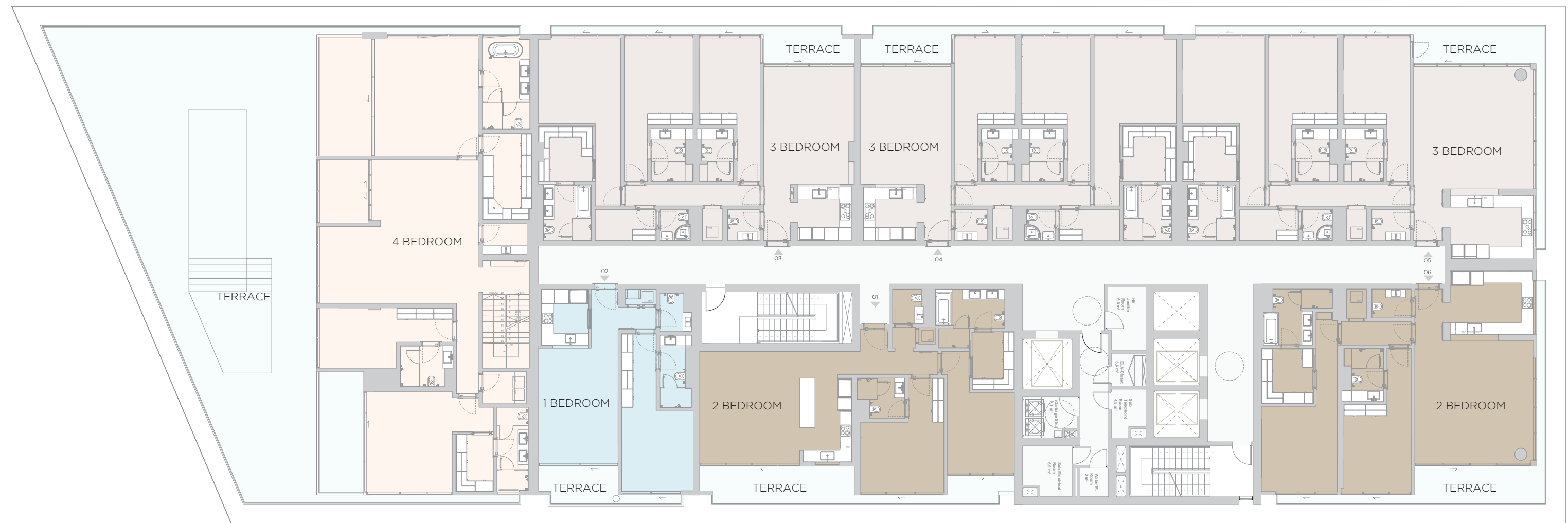
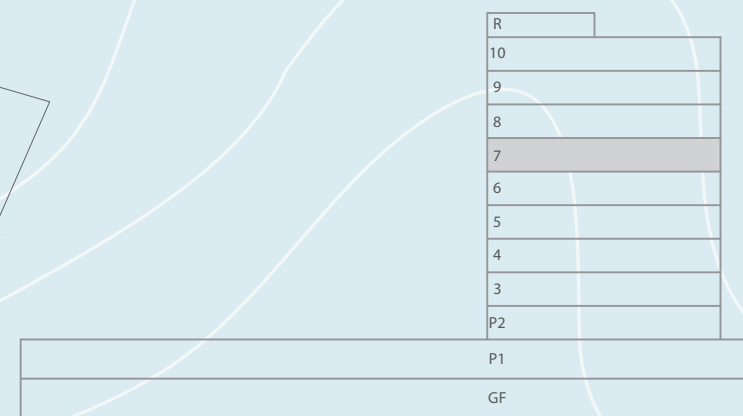
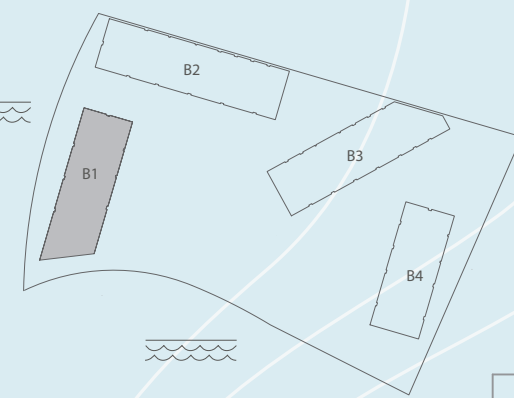


BEACH RESIDENCES DUBAI ISLANDS

B1 LEVEL 07

KEY PLAN

ELEVATION



DISCLAIMER: All measurements, dimensions, coordinates and drawings, given as the Floor Plans in the literature are approximate and provided only for the purpose of marketing, illustration, information and general guidance as such drawings are not to scale. All the rooms, sizes, locations, orientations, dimensions, fixtures, fittings, finishes and specifications (including materials for, placement, size of rooms, windows, doors, balcony, furniture's inbuilt wardrobe etc.) provided in the floor plans may vary as the same have been taken from concept designs prior the actual development/construction and therefore their accuracy in relation to actual construction cannot be confirmed. Hence, we make no guarantee, warranty or representation as to the accuracy and completeness of the floor plan information as changes may be made during the development process, without notice. Always refer to latest IFC design available in the sales office for the most accurate representation of all construction details.

# B1

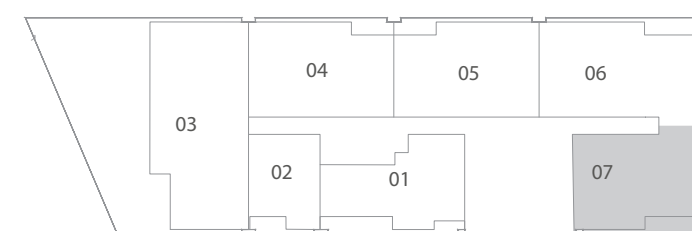
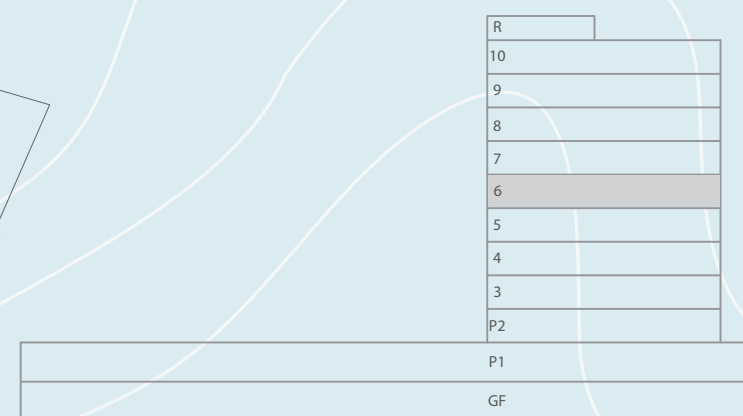
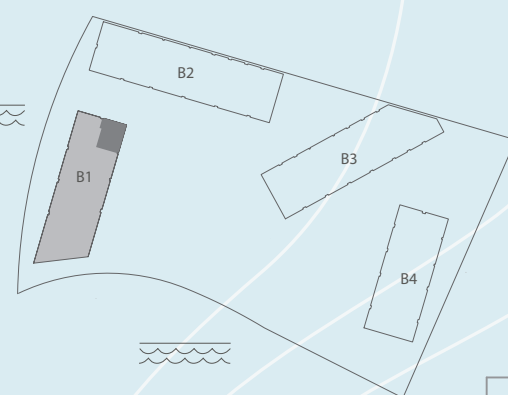
## 2 BEDROOM

LEVEL 06 UNIT 07

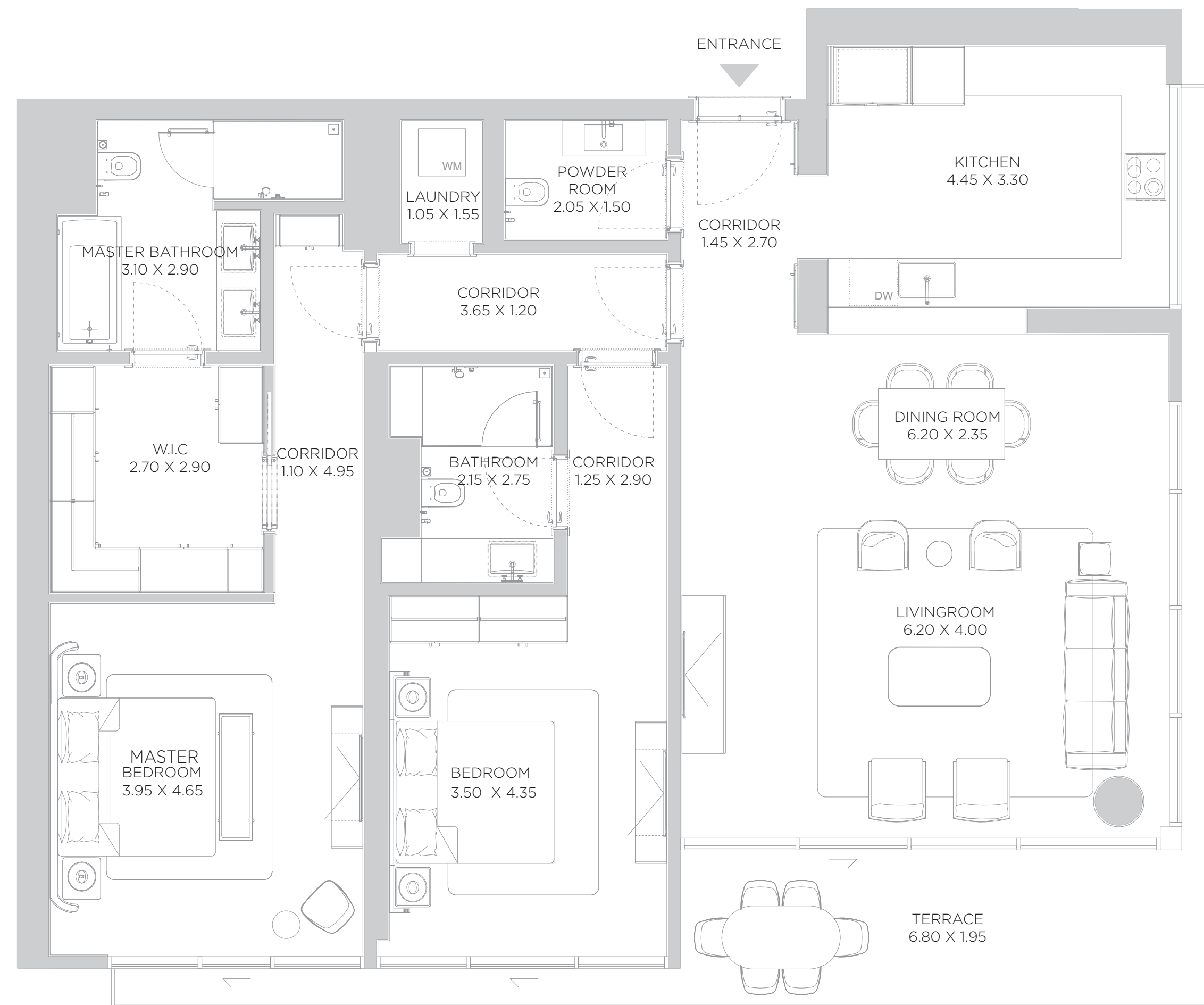
SUITE AREA	1,619	SQ.FT	150.43	SQ.M.
BALCONY AREA	242	SQ.FT	22.42	SQ.M.
TOTAL AREA	1,861	SQ.FT	172.85	SQ.M.

KEY PLAN

ELEVATION



SIXTH FLOOR PLAN



DISCLAIMER: All measurements, dimensions, coordinates and drawings, given as the Floor Plans in the literature are approximate and provided only for the purpose of marketing, illustration, information and general guidance as such drawings are not to scale. All the rooms, sizes, locations, orientations, dimensions, fixtures, fittings, finishes and specifications (including materials for, placement, size of rooms, windows, doors, balcony, furniture's inbuilt wardrobe etc.) provided in the floor plans may vary as the same have been taken from concept designs prior the actual development/construction and therefore their accuracy in relation to actual construction cannot be confirmed. Hence, we make no guarantee, warranty or representation as to the accuracy and completeness of the floor plan information as changes may be made during the development process, without notice. Always refer to latest IFC design available in the sales office for the most accurate representation of all construction details.

# B1

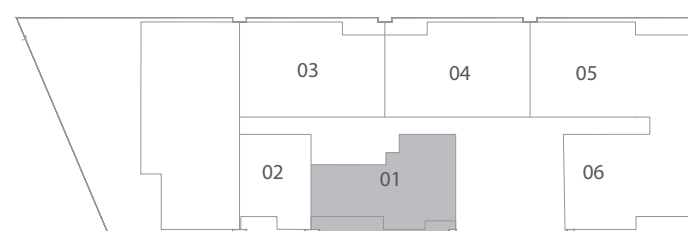
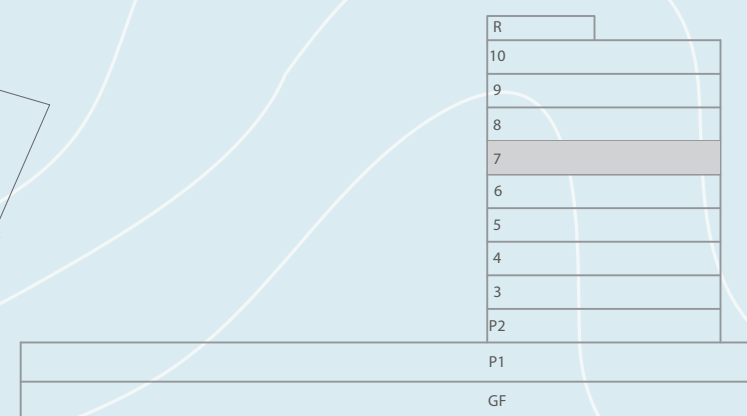
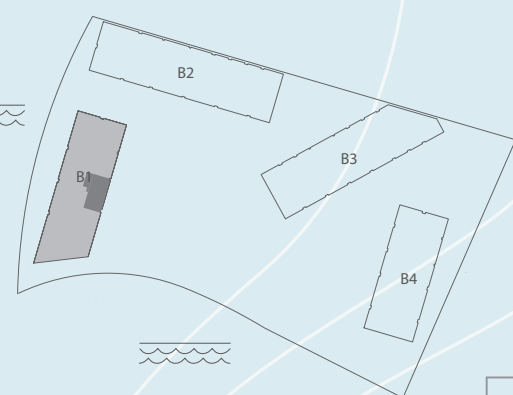
## 2 BEDROOM

LEVEL 07 UNIT 01

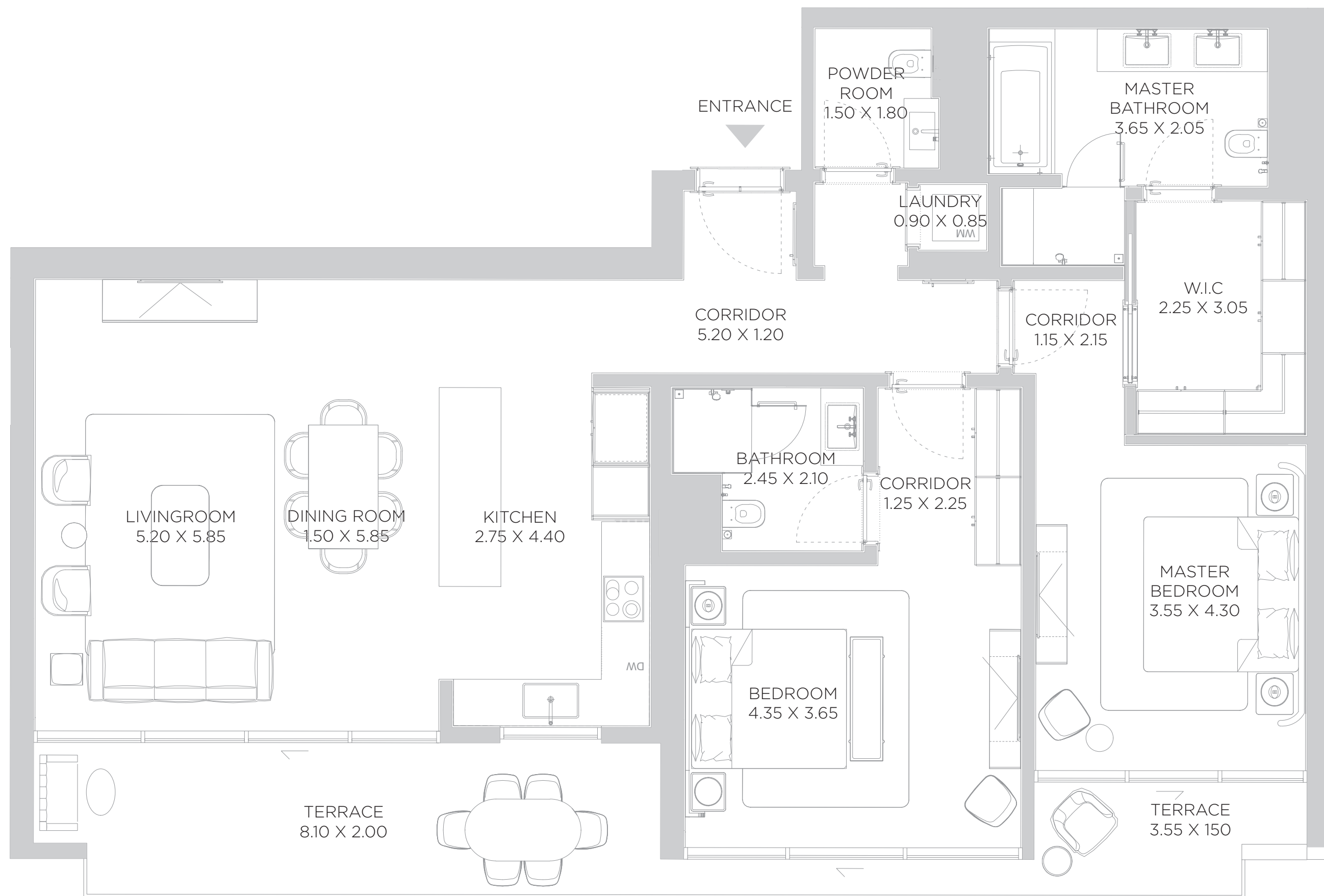
SUITE AREA	1,432	SQ.FT	133.00	SQ.M.
BALCONY AREA	258	SQ.FT	24.00	SQ.M.
TOTAL AREA	1,690	SQ.FT	157.00	SQ.M.

KEY PLAN

ELEVATION



SEVENTH FLOOR PLAN



DISCLAIMER: All measurements, dimensions, coordinates and drawings, given as the Floor Plans in the literature are approximate and provided only for the purpose of marketing, illustration, information and general guidance as such drawings are not to scale. All the rooms, sizes, locations, orientations, dimensions, fixtures, fittings, finishes and specifications (including materials for, placement, size of rooms, windows, doors, balcony, furniture's inbuilt wardrobe etc.) provided in the floor plans may vary as the same have been taken from concept designs prior the actual development/construction and therefore their accuracy in relation to actual construction cannot be confirmed. Hence, we make no guarantee, warranty or representation as to the accuracy and completeness of the floor plan information as changes may be made during the development process, without notice. Always refer to latest IFC design available in the sales office for the most accurate representation of all construction details.

# B1

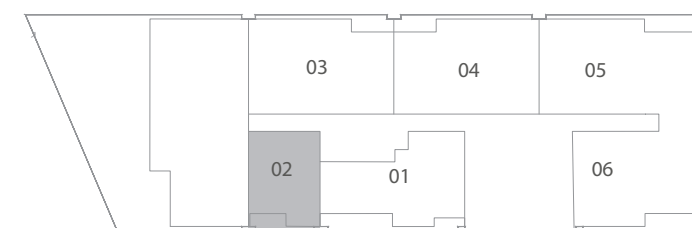
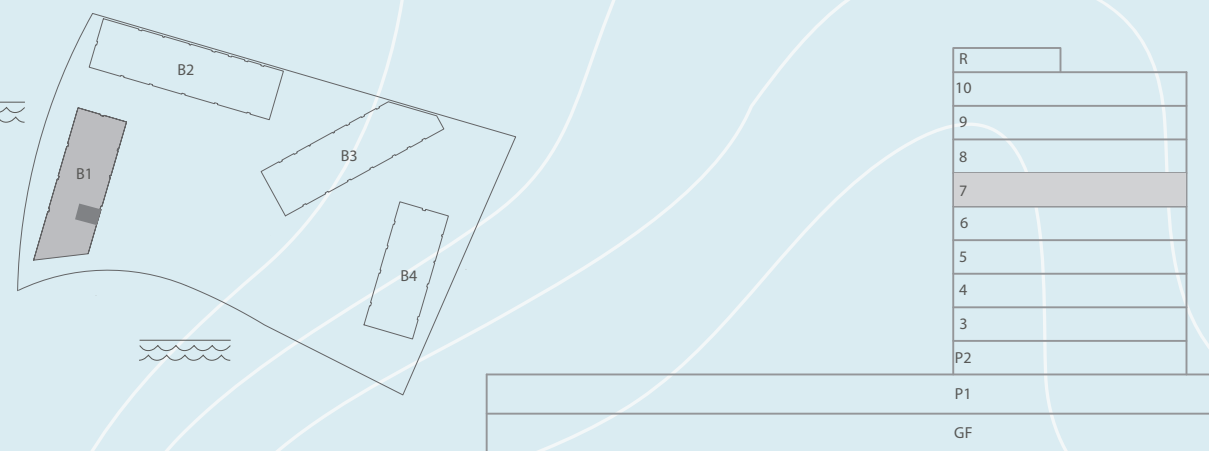
## 1 BEDROOM

LEVEL 07 UNIT 02

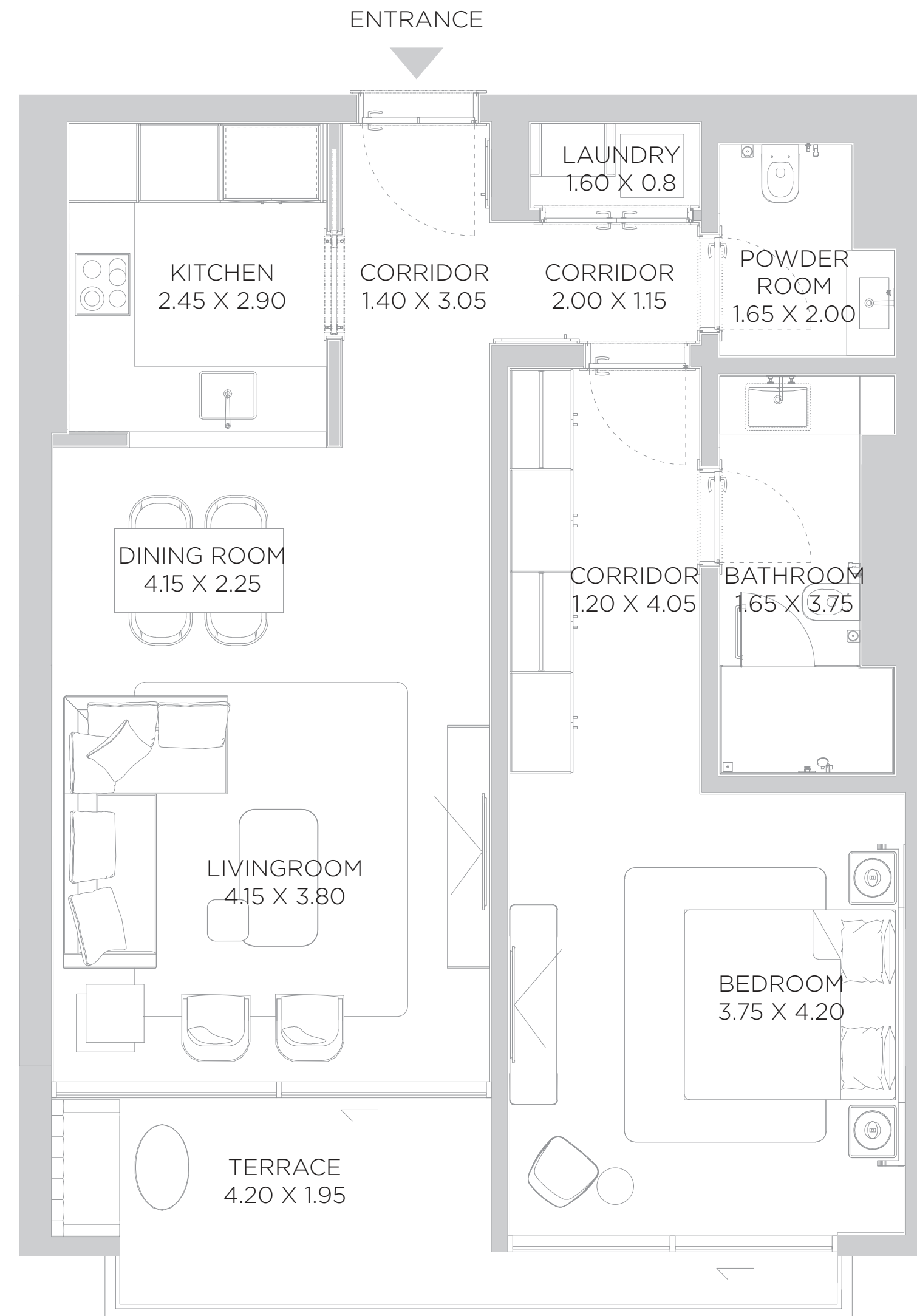
SUITE AREA	889	SQ.FT	82.60	SQ.M.
BALCONY AREA	109	SQ.FT	10.12	SQ.M.
TOTAL AREA	998	SQ.FT	92.72	SQ.M.

KEY PLAN

ELEVATION



SEVENTH FLOOR PLAN



DISCLAIMER: All measurements, dimensions, coordinates and drawings, given as the Floor Plans in the literature are approximate and provided only for the purpose of marketing, illustration, information and general guidance as such drawings are not to scale. All the rooms, sizes, locations, orientations, dimensions, fixtures, fittings, finishes and specifications (including materials for, placement, size of rooms, windows, doors, balcony, furniture's inbuilt wardrobe etc.) provided in the floor plans may vary as the same have been taken from concept designs prior the actual development/construction and therefore their accuracy in relation to actual construction cannot be confirmed. Hence, we make no guarantee, warranty or representation as to the accuracy and completeness of the floor plan information as changes may be made during the development process, without notice. Always refer to latest IFC design available in the sales office for the most accurate representation of all construction details.

# B1

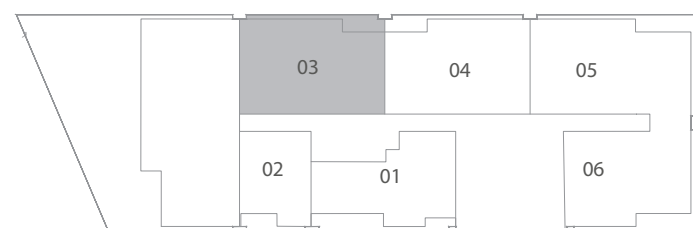
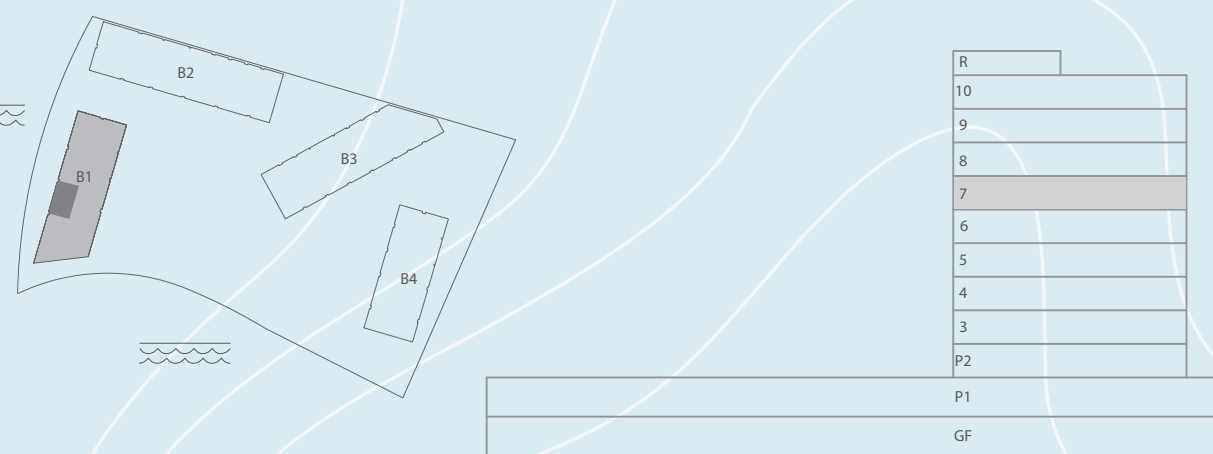
## 3 BEDROOM

LEVEL 07 UNIT 03

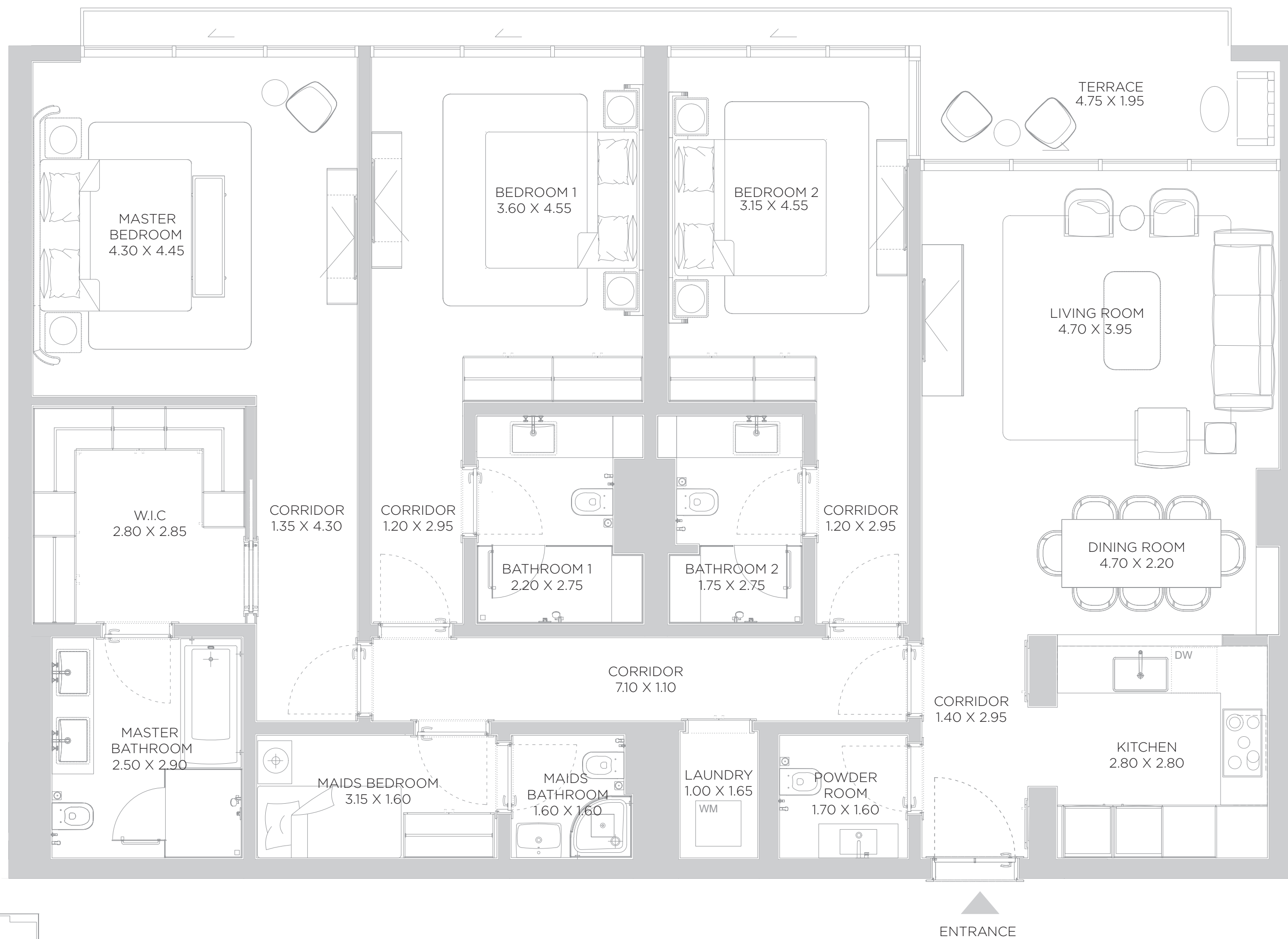
SUITE AREA	1,849	SQ.FT	171.79	SQ.M.
BALCONY AREA	161	SQ.FT	14.99	SQ.M.
TOTAL AREA	2,010	SQ.FT	186.78	SQ.M.

KEY PLAN

ELEVATION



SEVENTH FLOOR PLAN



DISCLAIMER: All measurements, dimensions, coordinates and drawings, given as the Floor Plans in the literature are approximate and provided only for the purpose of marketing, illustration, information and general guidance as such drawings are not to scale. All the rooms, sizes, locations, orientations, dimensions, fixtures, fittings, finishes and specifications (including materials for, placement, size of rooms, windows, doors, balcony, furniture's inbuilt wardrobe etc.) provided in the floor plans may vary as the same have been taken from concept designs prior the actual development/construction and therefore their accuracy in relation to actual construction cannot be confirmed. Hence, we make no guarantee, warranty or representation as to the accuracy and completeness of the floor plan information as changes may be made during the development process, without notice. Always refer to latest IFC design available in the sales office for the most accurate representation of all construction details.

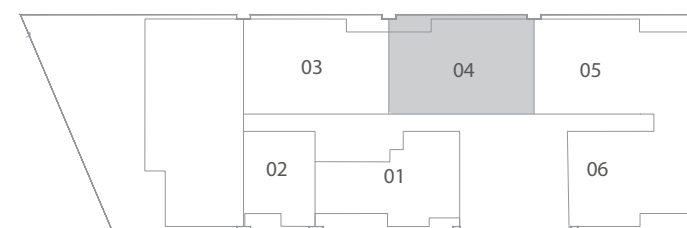
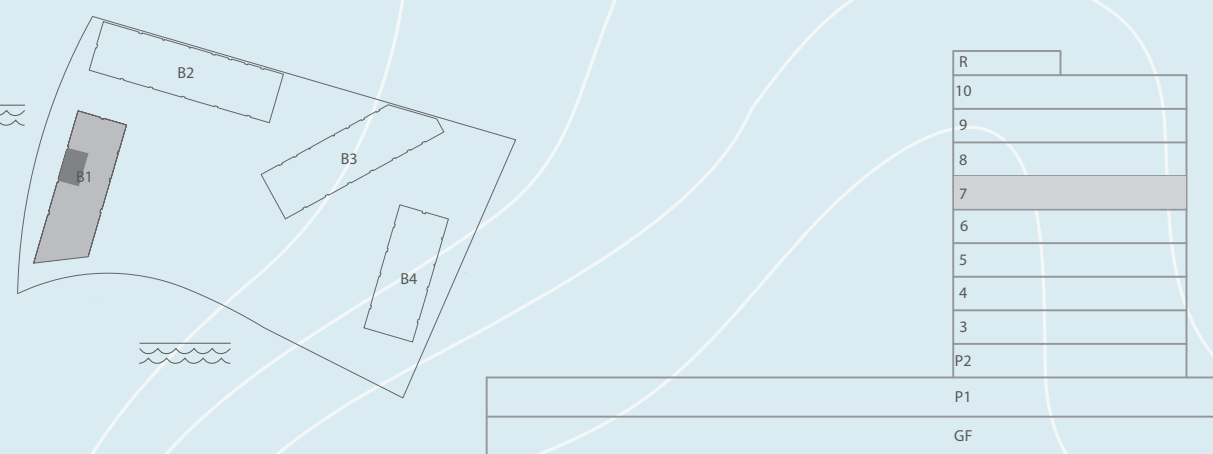
# B1

**3 BEDROOM**  
 LEVEL 07 UNIT 04

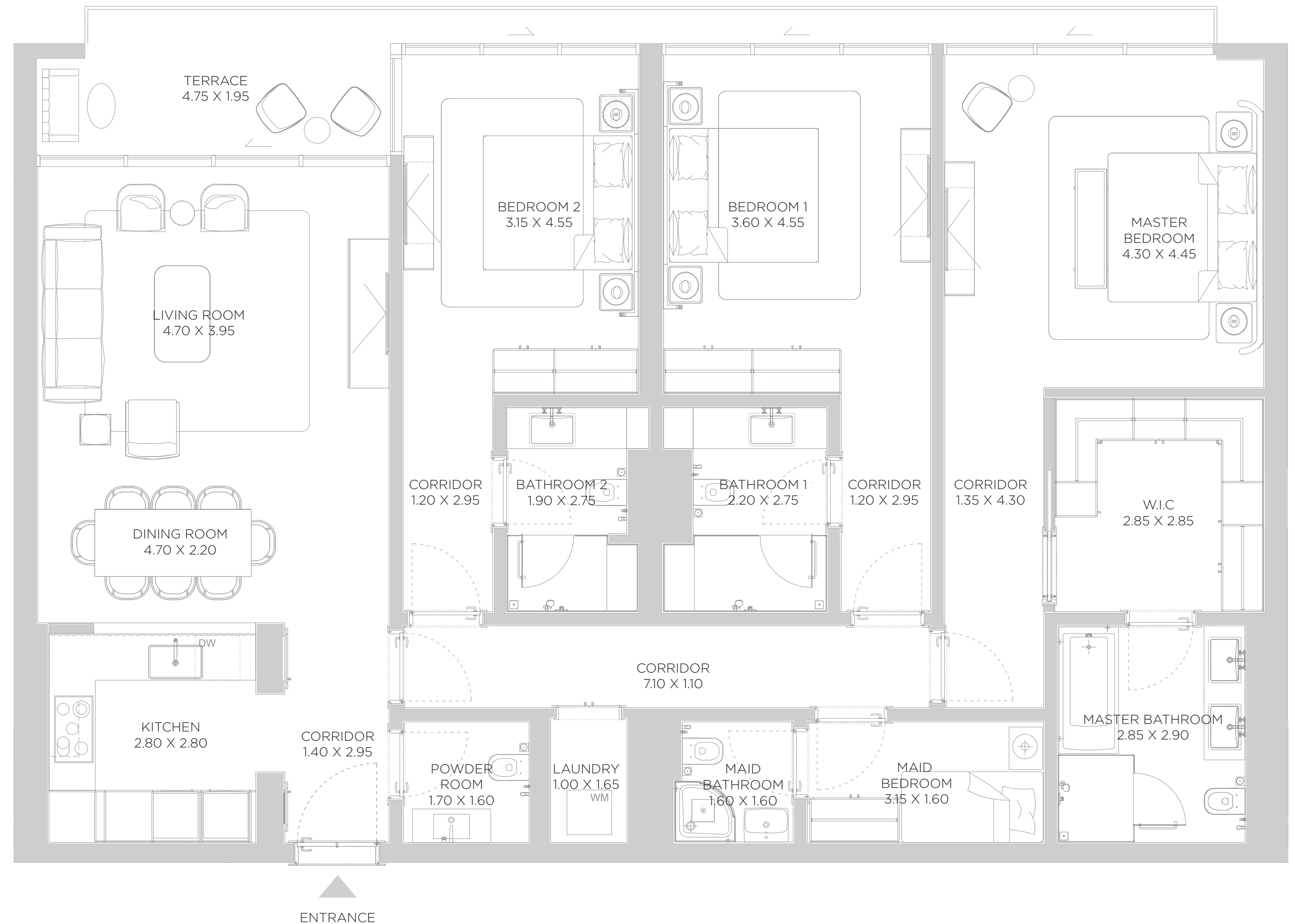
SUITE AREA	1,857	SQ.FT	172.51	SQ.M.
BALCONY AREA	161	SQ.FT	14.99	SQ.M.
TOTAL AREA	2,018	SQ.FT	187.50	SQ.M.

KEY PLAN

ELEVATION



SEVENTH FLOOR PLAN



# B1

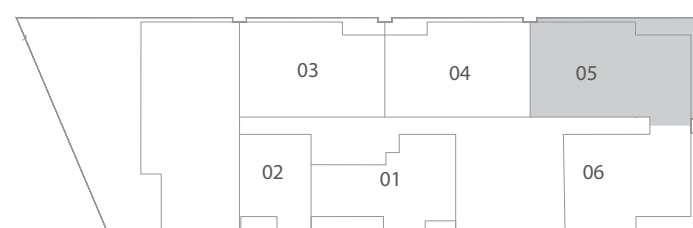
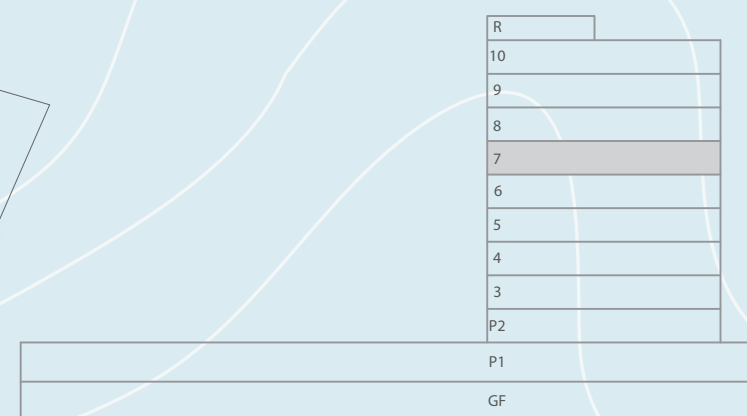
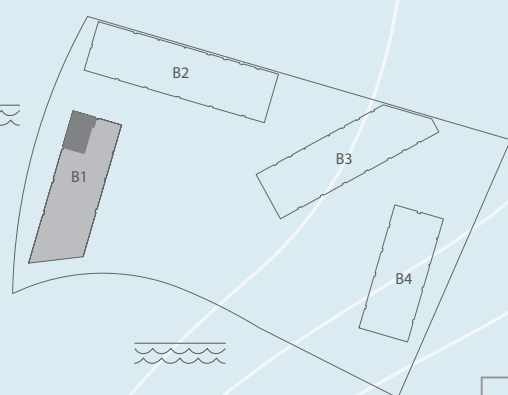
## 3 BEDROOM

LEVEL 07 UNIT 05

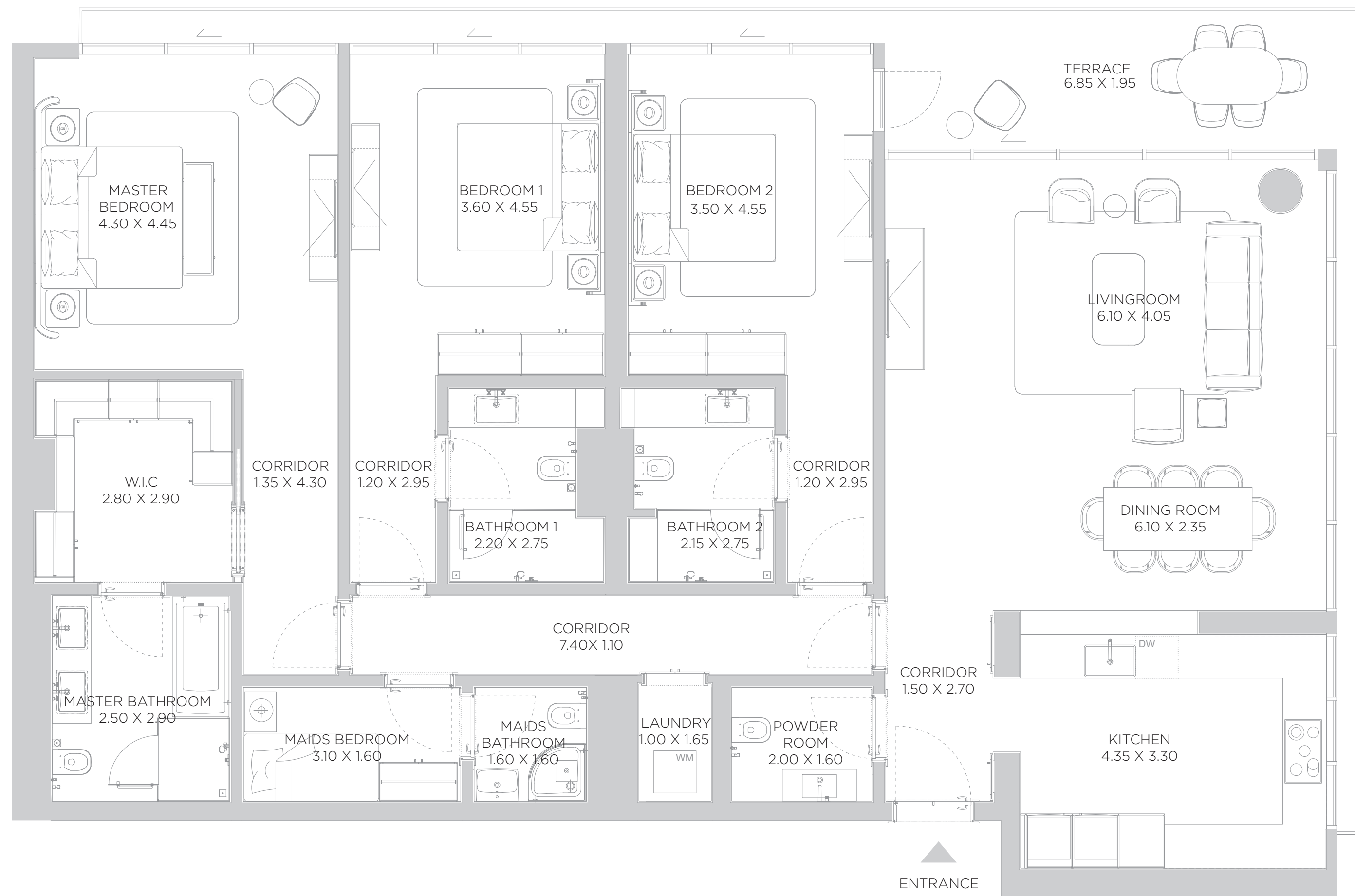
SUITE AREA	2,095	SQ.FT	194.62	SQ.M.
BALCONY AREA	263	SQ.FT	24.48	SQ.M.
TOTAL AREA	2,358	SQ.FT	219.10	SQ.M.

KEY PLAN

ELEVATION



SEVENTH FLOOR PLAN



DISCLAIMER: All measurements, dimensions, coordinates and drawings, given as the Floor Plans in the literature are approximate and provided only for the purpose of marketing, illustration, information and general guidance as such drawings are not to scale. All the rooms, sizes, locations, orientations, dimensions, fixtures, fittings, finishes and specifications (including materials for, placement, size of rooms, windows, doors, balcony, furniture's inbuilt wardrobe etc.) provided in the floor plans may vary as the same have been taken from concept designs prior the actual development/construction and therefore their accuracy in relation to actual construction cannot be confirmed. Hence, we make no guarantee, warranty or representation as to the accuracy and completeness of the floor plan information as changes may be made during the development process, without notice. Always refer to latest IFC design available in the sales office for the most accurate representation of all construction details.

# B1

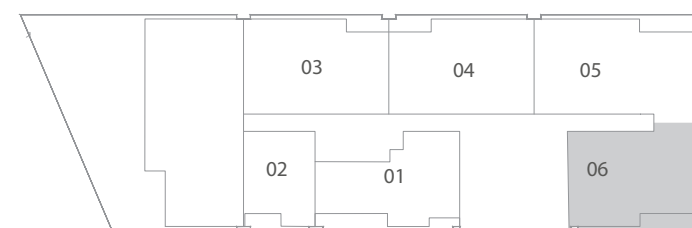
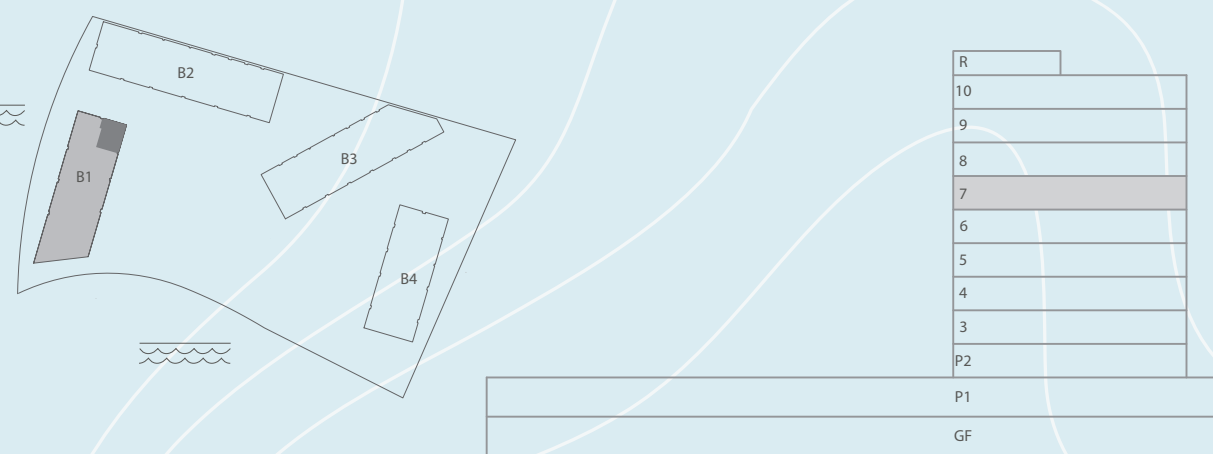
## 2 BEDROOM

LEVEL 07 UNIT 06

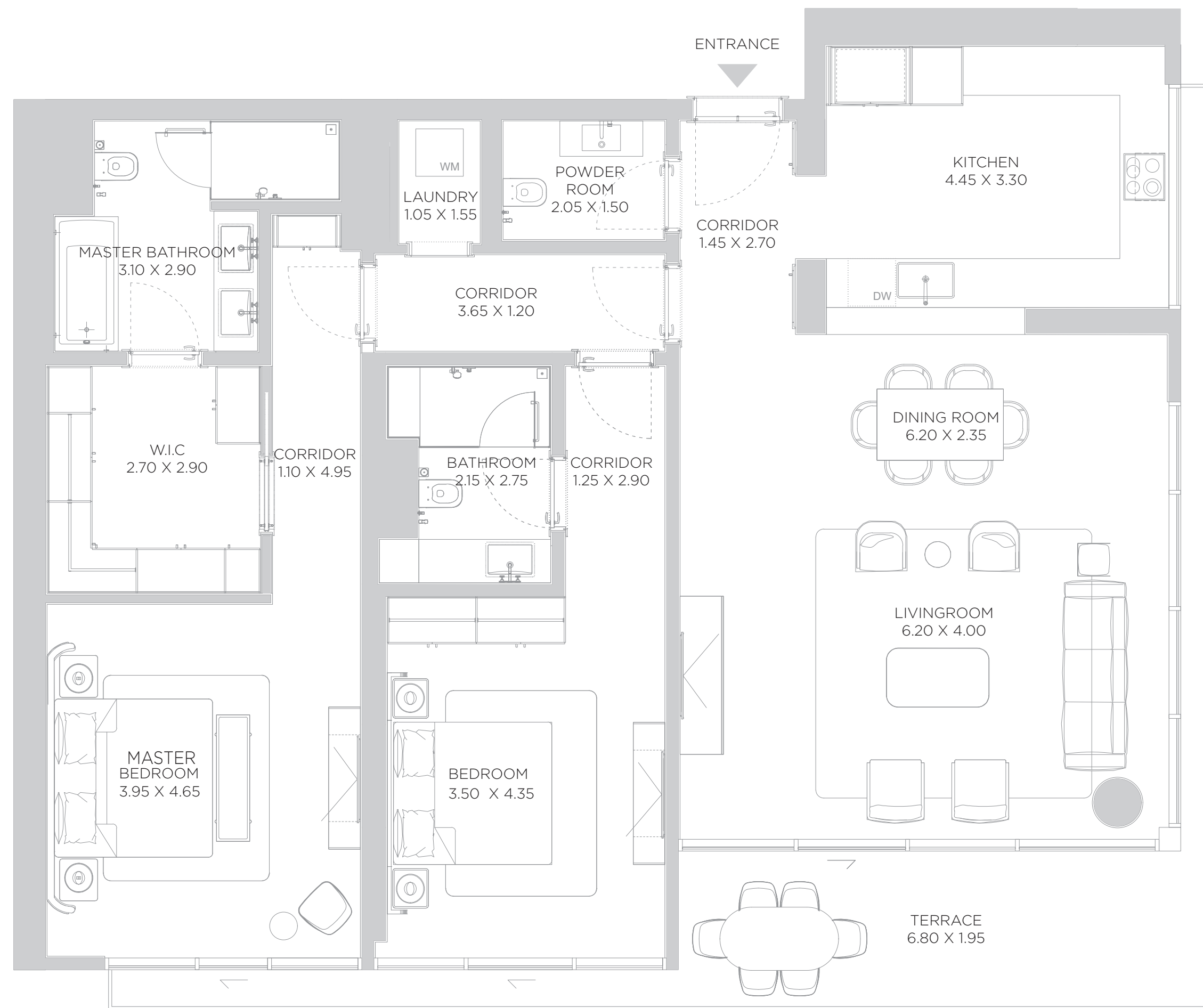
SUITE AREA	1,619	SQ.FT	150.42	SQ.M.
BALCONY AREA	242	SQ.FT	22.43	SQ.M.
TOTAL AREA	1,861	SQ.FT	172.85	SQ.M.

KEY PLAN

ELEVATION



SEVENTH FLOOR PLAN



DISCLAIMER: All measurements, dimensions, coordinates and drawings, given as the Floor Plans in the literature are approximate and provided only for the purpose of marketing, illustration, information and general guidance as such drawings are not to scale. All the rooms, sizes, locations, orientations, dimensions, fixtures, fittings, finishes and specifications (including materials for, placement, size of rooms, windows, doors, balcony, furniture's inbuilt wardrobe etc.) provided in the floor plans may vary as the same have been taken from concept designs prior the actual development/construction and therefore their accuracy in relation to actual construction cannot be confirmed. Hence, we make no guarantee, warranty or representation as to the accuracy and completeness of the floor plan information as changes may be made during the development process, without notice. Always refer to latest IFC design available in the sales office for the most accurate representation of all construction details.

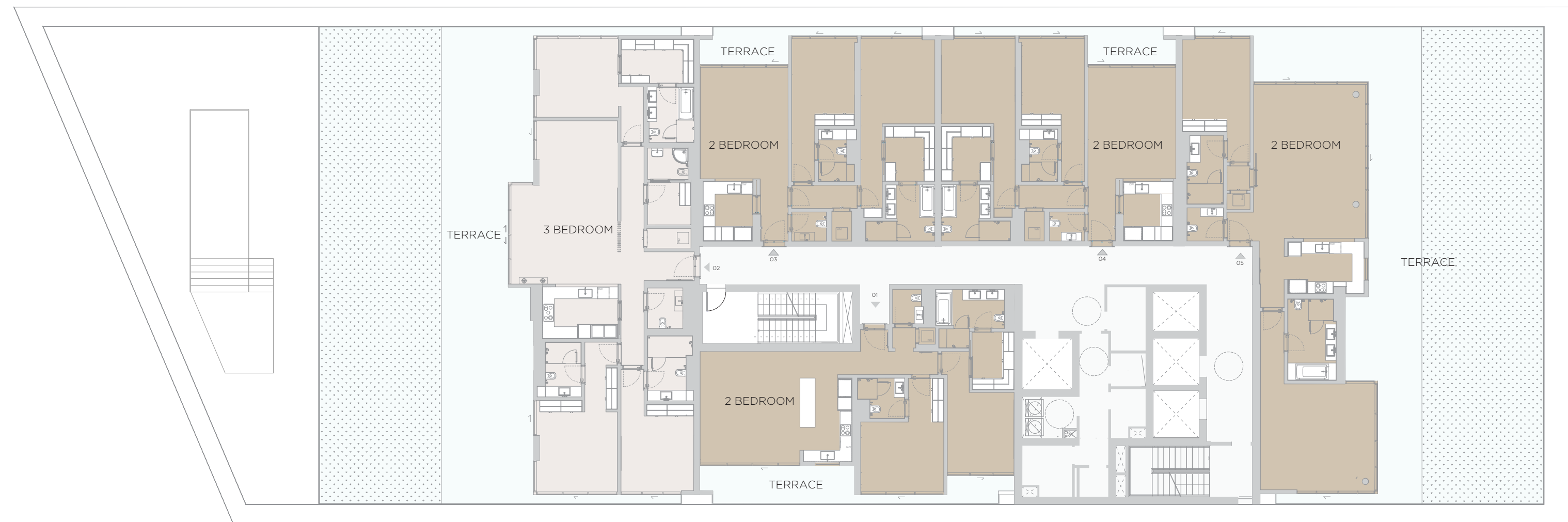
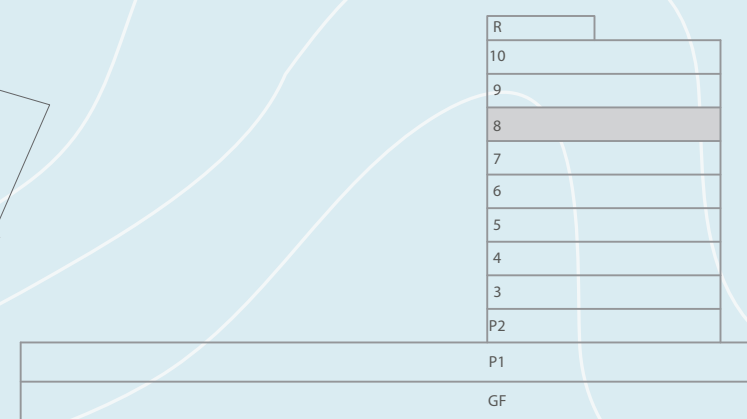
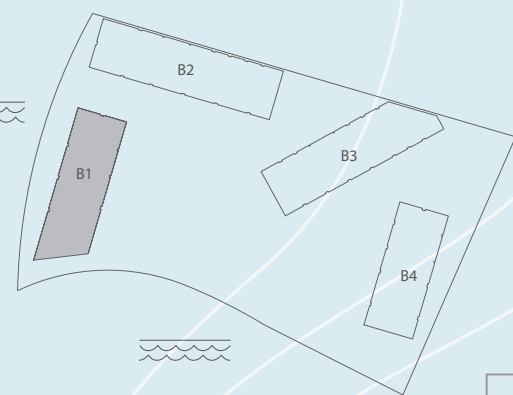


BEACH RESIDENCES DUBAI ISLANDS

B1 LEVEL 08

KEY PLAN

ELEVATION



DISCLAIMER: All measurements, dimensions, coordinates and drawings, given as the Floor Plans in the literature are approximate and provided only for the purpose of marketing, illustration, information and general guidance as such drawings are not to scale. All the rooms, sizes, locations, orientations, dimensions, fixtures, fittings, finishes and specifications (including materials for, placement, size of rooms, windows, doors, balcony, furniture's inbuilt wardrobe etc.) provided in the floor plans may vary as the same have been taken from concept designs prior the actual development/construction and therefore their accuracy in relation to actual construction cannot be confirmed. Hence, we make no guarantee, warranty or representation as to the accuracy and completeness of the floor plan information as changes may be made during the development process, without notice. Always refer to latest IFC design available in the sales office for the most accurate representation of all construction details.

# B1

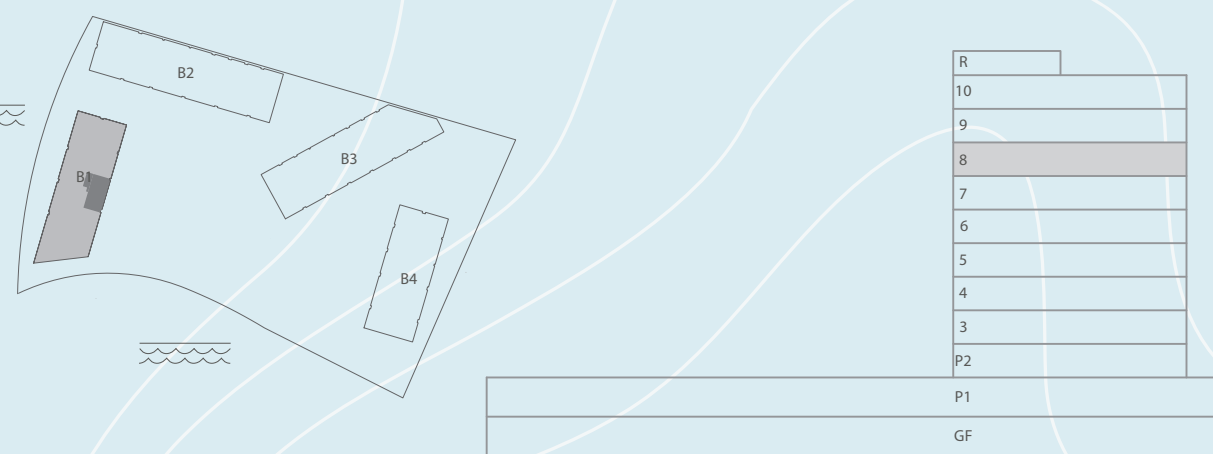
## 2 BEDROOM

LEVEL 08 UNIT 01

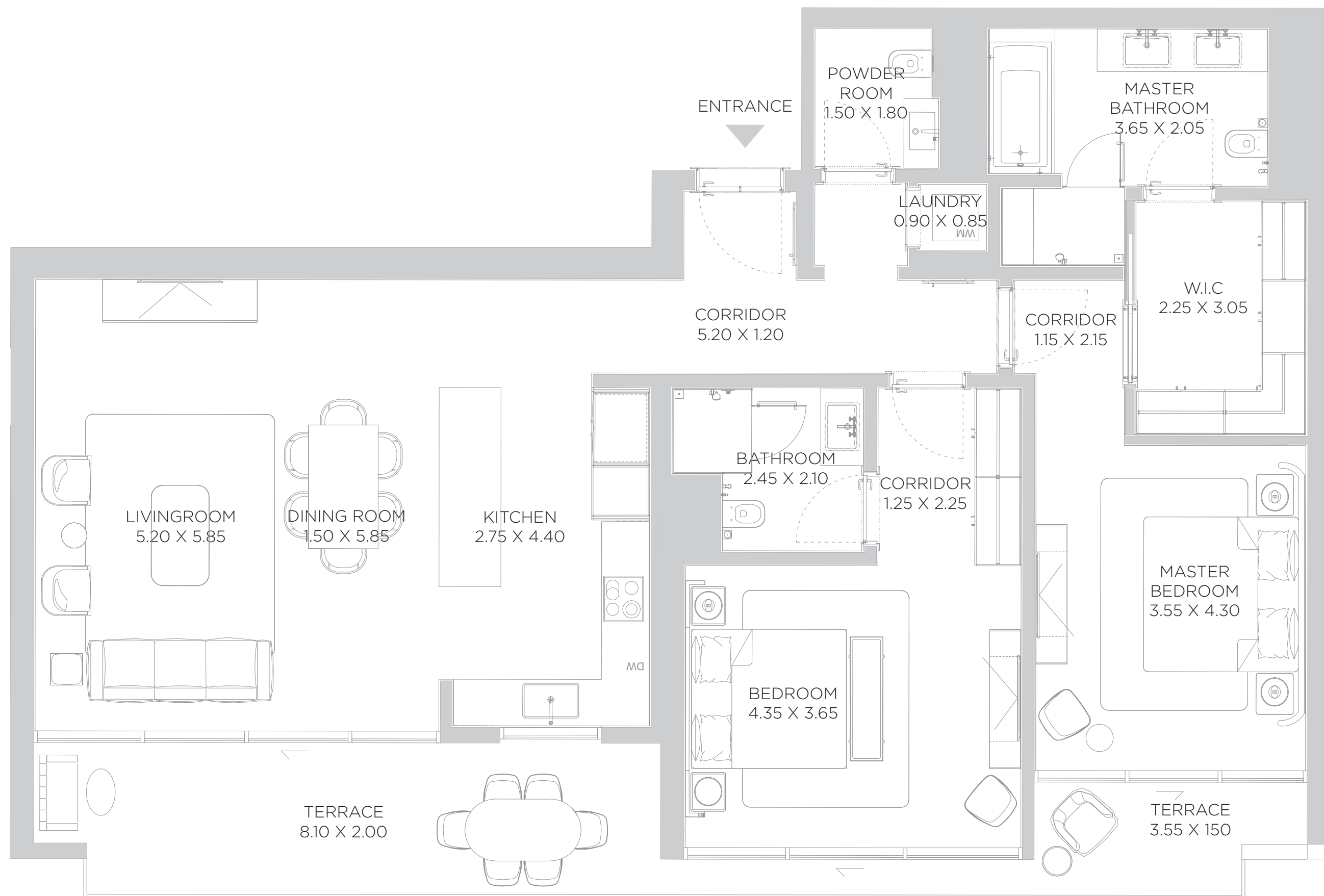
SUITE AREA	1,432	SQ.FT	133.02	SQ.M.
BALCONY AREA	258	SQ.FT	24.01	SQ.M.
TOTAL AREA	1,690	SQ.FT	157.03	SQ.M.

KEY PLAN

ELEVATION



EIGHTH FLOOR PLAN



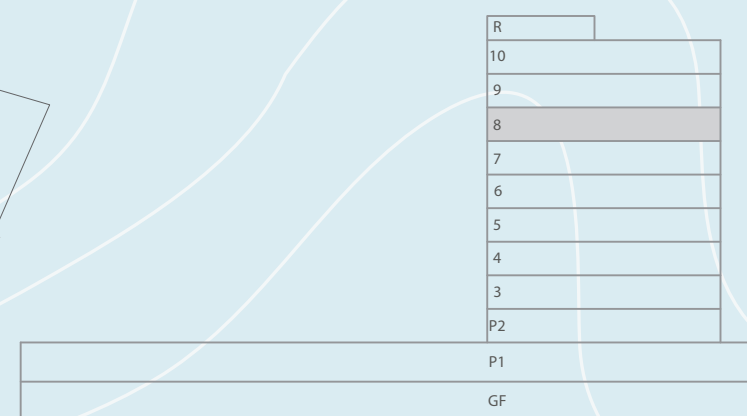
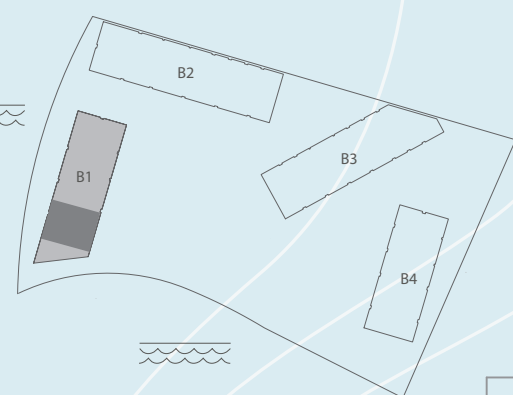
# B1

**3 BEDROOM**  
 LEVEL 08 UNIT 02

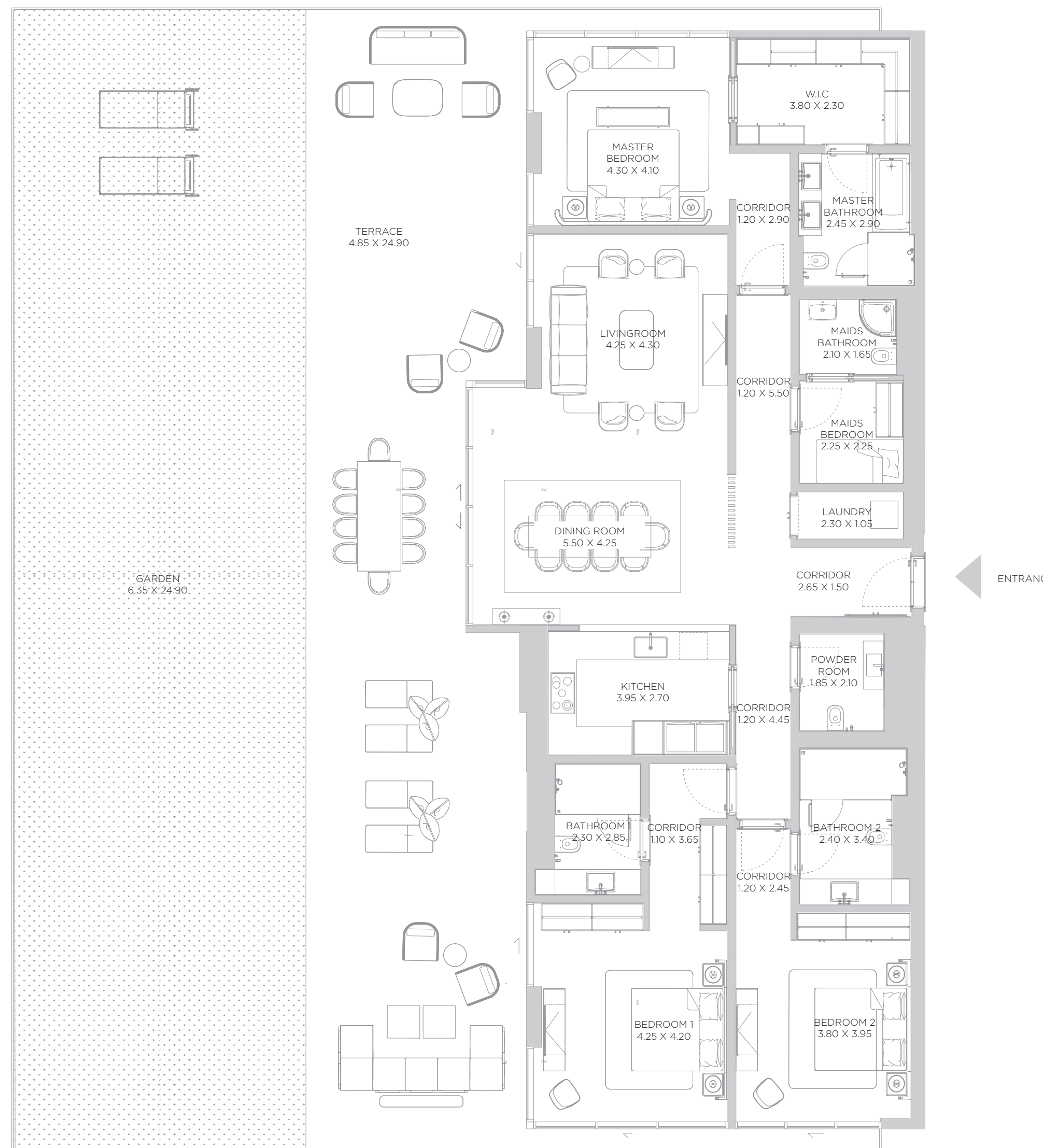
SUITE AREA	2,242	SQ.FT	208.30	SQ.M.
BALCONY AREA	3,033	SQ.FT	281.75	SQ.M.
TOTAL AREA	5,275	SQ.FT	490.05	SQ.M.

KEY PLAN

ELEVATION



EIGHTH FLOOR PLAN



DISCLAIMER: All measurements, dimensions, coordinates and drawings, given as the Floor Plans in the literature are approximate and provided only for the purpose of marketing, illustration, information and general guidance as such drawings are not to scale. All the rooms, sizes, locations, orientations, dimensions, fixtures, fittings, finishes and specifications (including materials for, placement, size of rooms, windows, doors, balcony, furniture's inbuilt wardrobe etc.) provided in the floor plans may vary as the same have been taken from concept designs prior the actual development/construction and therefore their accuracy in relation to actual construction cannot be confirmed. Hence, we make no guarantee, warranty or representation as to the accuracy and completeness of the floor plan information as changes may be made during the development process, without notice. Always refer to latest IFC design available in the sales office for the most accurate representation of all construction details.

# B1

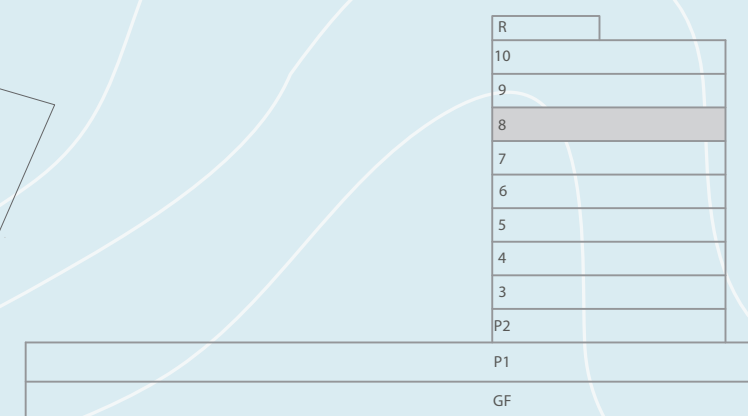
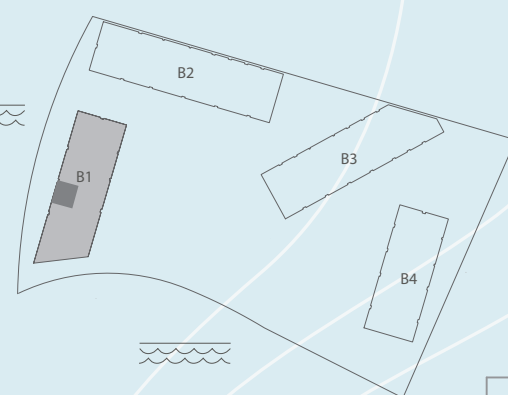
## 2 BEDROOM

LEVEL 08 UNIT 03

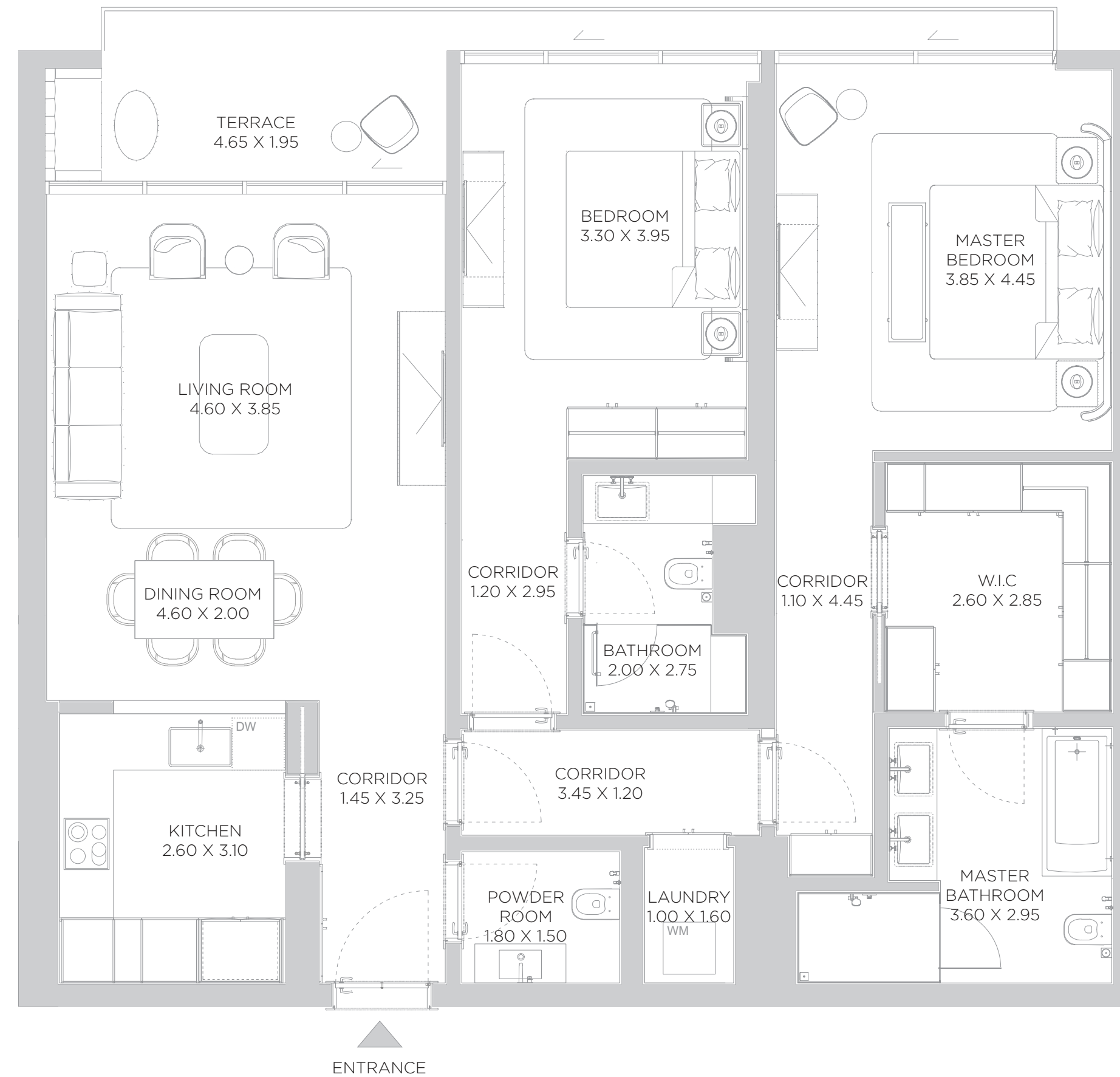
SUITE AREA	1,371	SQ.FT	127.40	SQ.M.
BALCONY AREA	138	SQ.FT	12.76	SQ.M.
TOTAL AREA	1,509	SQ.FT	140.16	SQ.M.

KEY PLAN

ELEVATION



EIGHTH FLOOR PLAN



# B1

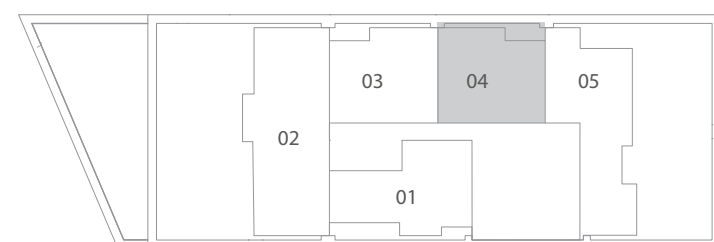
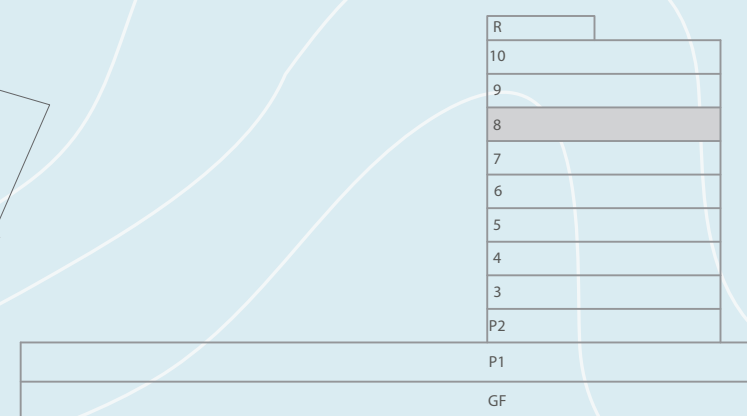
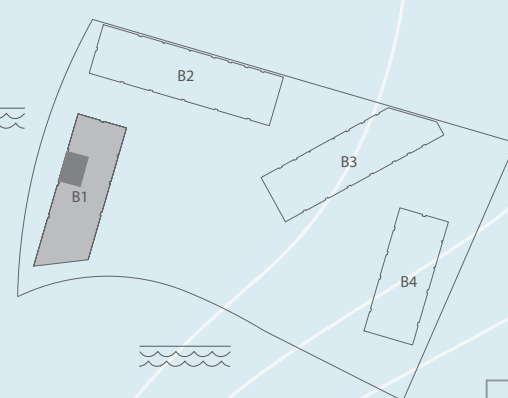
## 2 BEDROOM

LEVEL 08 UNIT 04

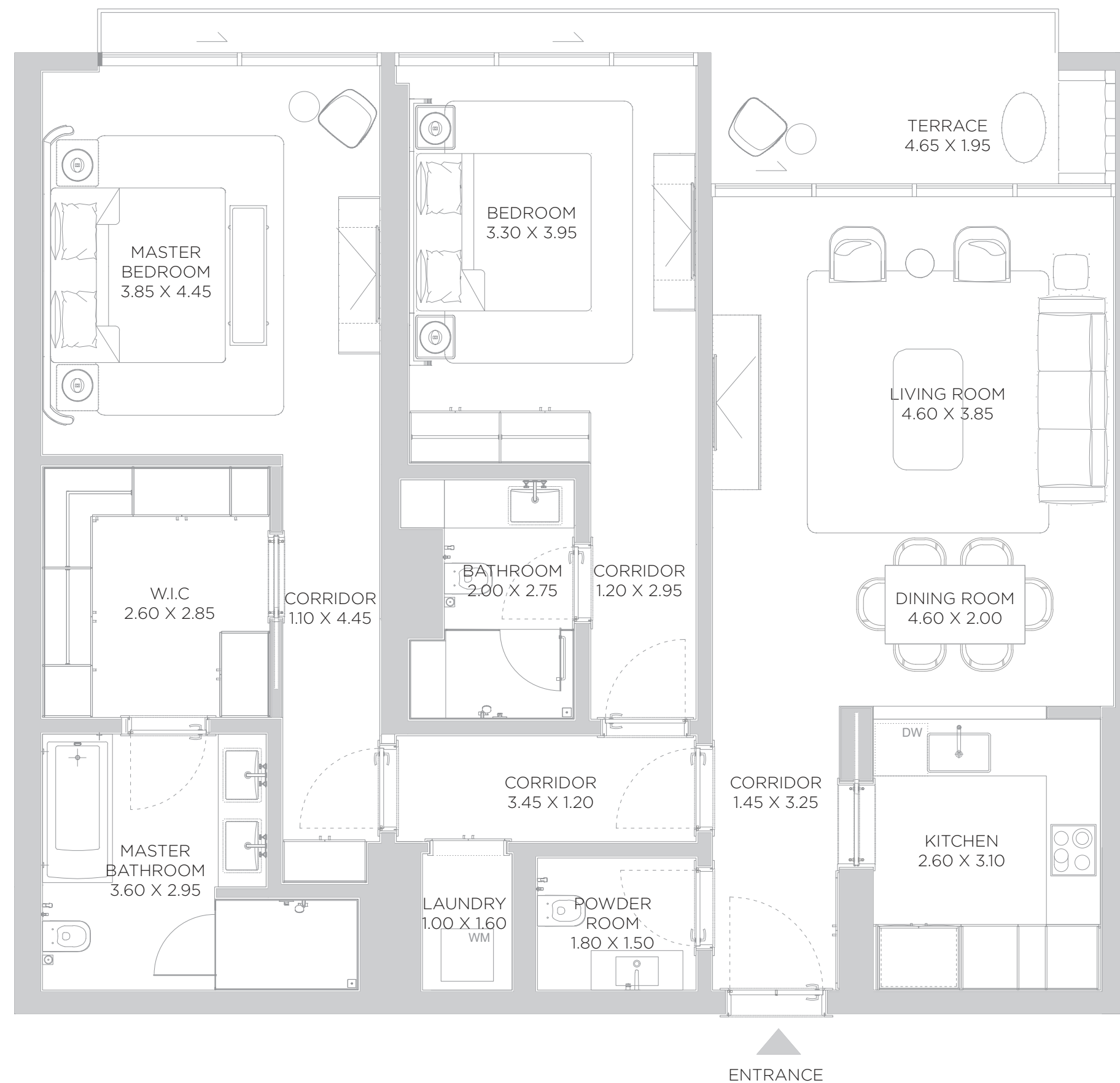
SUITE AREA	1,373	SQ.FT	127.57	SQ.M.
BALCONY AREA	137	SQ.FT	12.70	SQ.M.
TOTAL AREA	1,510	SQ.FT	140.27	SQ.M.

KEY PLAN

ELEVATION



EIGHTH FLOOR PLAN



DISCLAIMER: All measurements, dimensions, coordinates and drawings, given as the Floor Plans in the literature are approximate and provided only for the purpose of marketing, illustration, information and general guidance as such drawings are not to scale. All the rooms, sizes, locations, orientations, dimensions, fixtures, fittings, finishes and specifications (including materials for, placement, size of rooms, windows, doors, balcony, furniture's inbuilt wardrobe etc.) provided in the floor plans may vary as the same have been taken from concept designs prior the actual development/construction and therefore their accuracy in relation to actual construction cannot be confirmed. Hence, we make no guarantee, warranty or representation as to the accuracy and completeness of the floor plan information as changes may be made during the development process, without notice. Always refer to latest IFC design available in the sales office for the most accurate representation of all construction details.

# B1

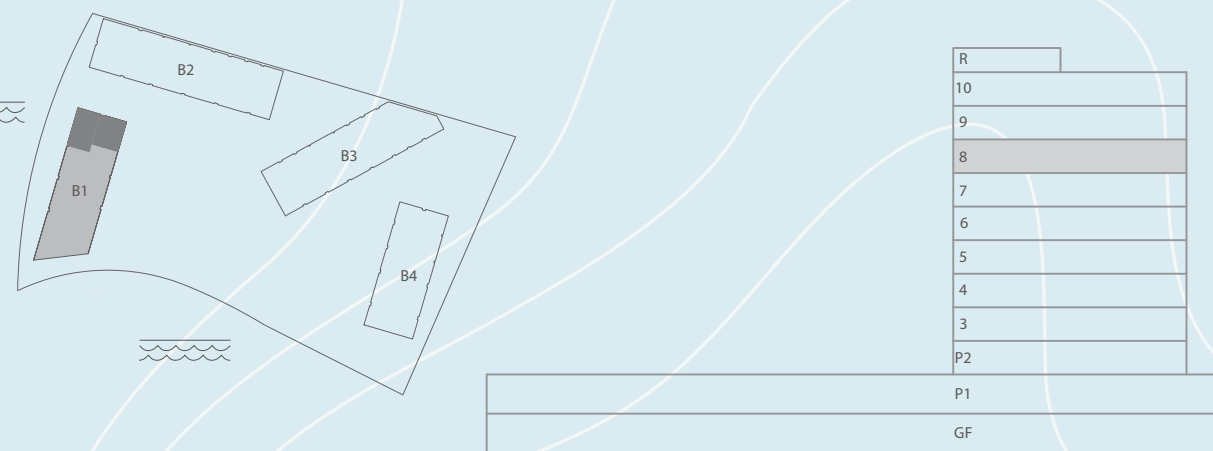
## 2 BEDROOM

LEVEL 08 UNIT 05

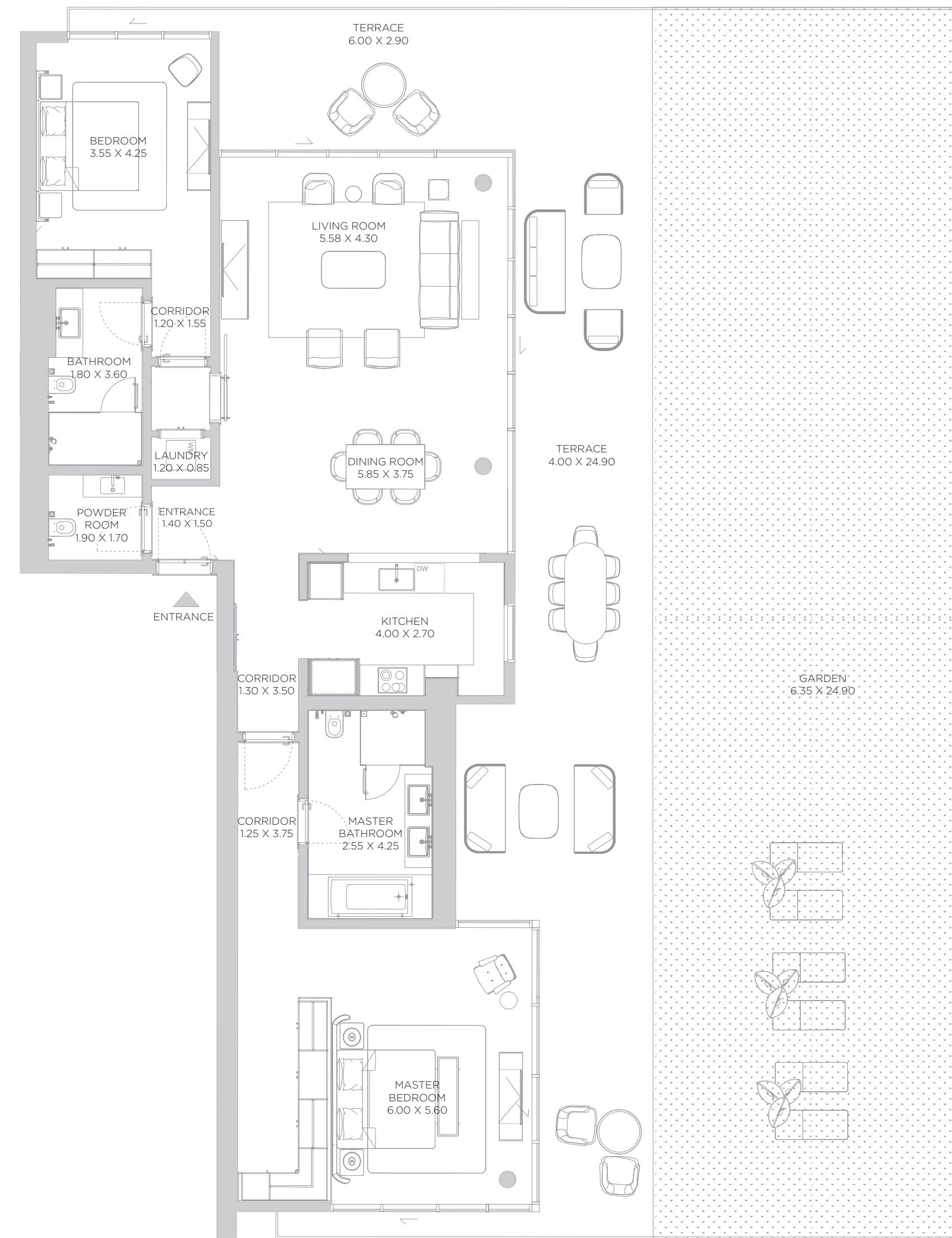
SUITE AREA	1,760	SQ.FT	163.49	SQ.M.
BALCONY AREA	2,743	SQ.FT	254.85	SQ.M.
TOTAL AREA	4,503	SQ.FT	418.34	SQ.M.

KEY PLAN

ELEVATION



EIGHTH FLOOR PLAN



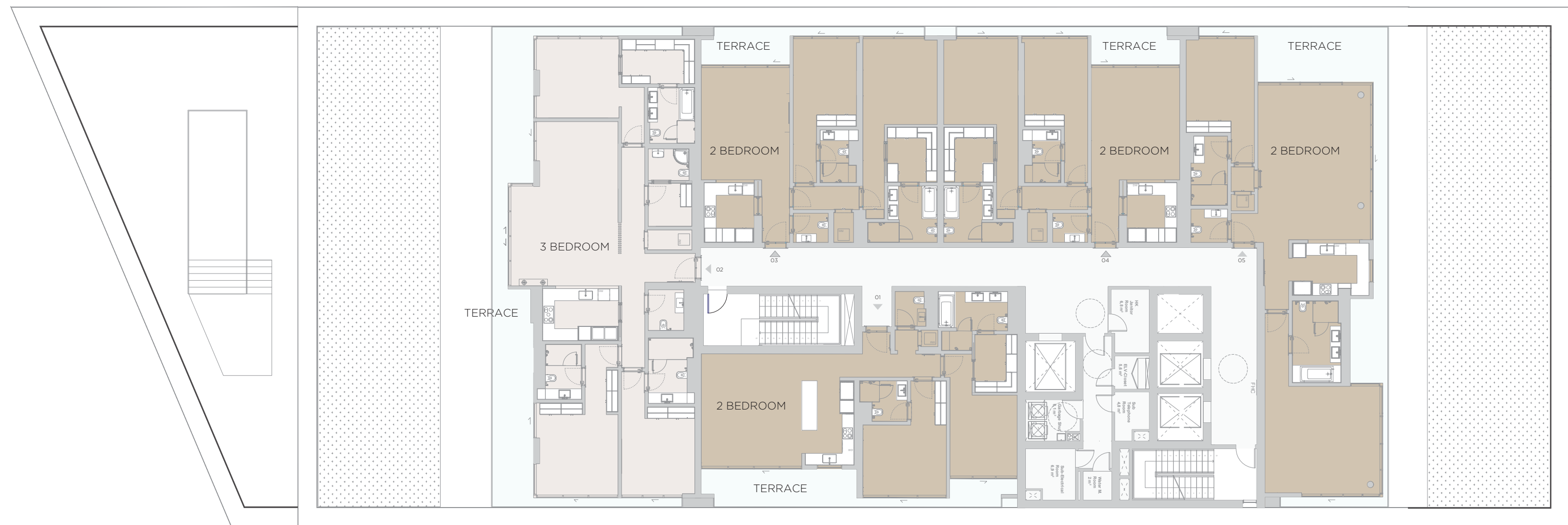
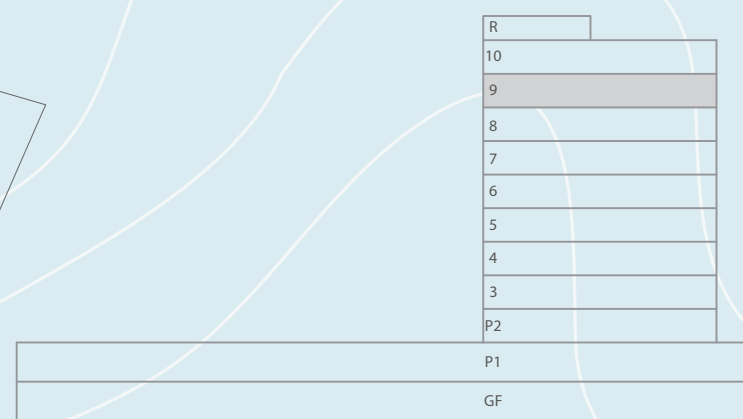
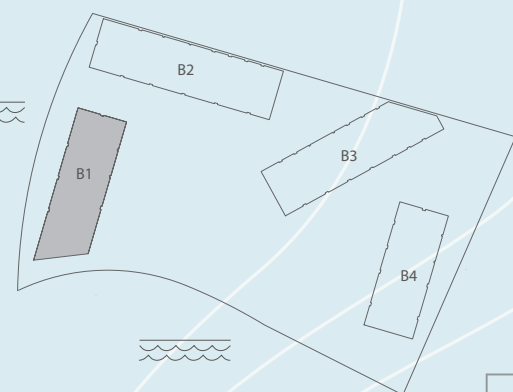
DISCLAIMER: All measurements, dimensions, coordinates and drawings, given as the Floor Plans in the literature are approximate and provided only for the purpose of marketing, illustration, information and general guidance as such drawings are not to scale. All the rooms, sizes, locations, orientations, dimensions, fixtures, fittings, finishes and specifications (including materials for, placement, size of rooms, windows, doors, balcony, furniture's inbuilt wardrobe etc.) provided in the floor plans may vary as the same have been taken from concept designs prior the actual development/construction and therefore their accuracy in relation to actual construction cannot be confirmed. Hence, we make no guarantee, warranty or representation as to the accuracy and completeness of the floor plan information as changes may be made during the development process, without notice. Always refer to latest IFC design available in the sales office for the most accurate representation of all construction details.

BEACH RESIDENCES DUBAI ISLANDS

B1 LEVEL 09

KEY PLAN

ELEVATION



DISCLAIMER: All measurements, dimensions, coordinates and drawings, given as the Floor Plans in the literature are approximate and provided only for the purpose of marketing, illustration, information and general guidance as such drawings are not to scale. All the rooms, sizes, locations, orientations, dimensions, fixtures, fittings, finishes and specifications (including materials for, placement, size of rooms, windows, doors, balcony, furniture's inbuilt wardrobe etc.) provided in the floor plans may vary as the same have been taken from concept designs prior the actual development/construction and therefore their accuracy in relation to actual construction cannot be confirmed. Hence, we make no guarantee, warranty or representation as to the accuracy and completeness of the floor plan information as changes may be made during the development process, without notice. Always refer to latest IFC design available in the sales office for the most accurate representation of all construction details.

# B1

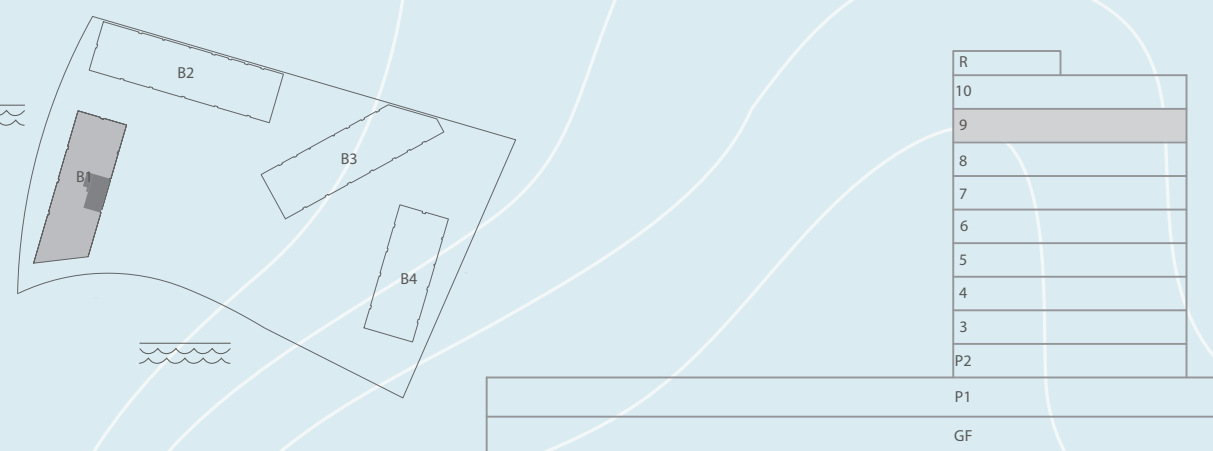
## 2 BEDROOM

LEVEL 09 UNIT 01

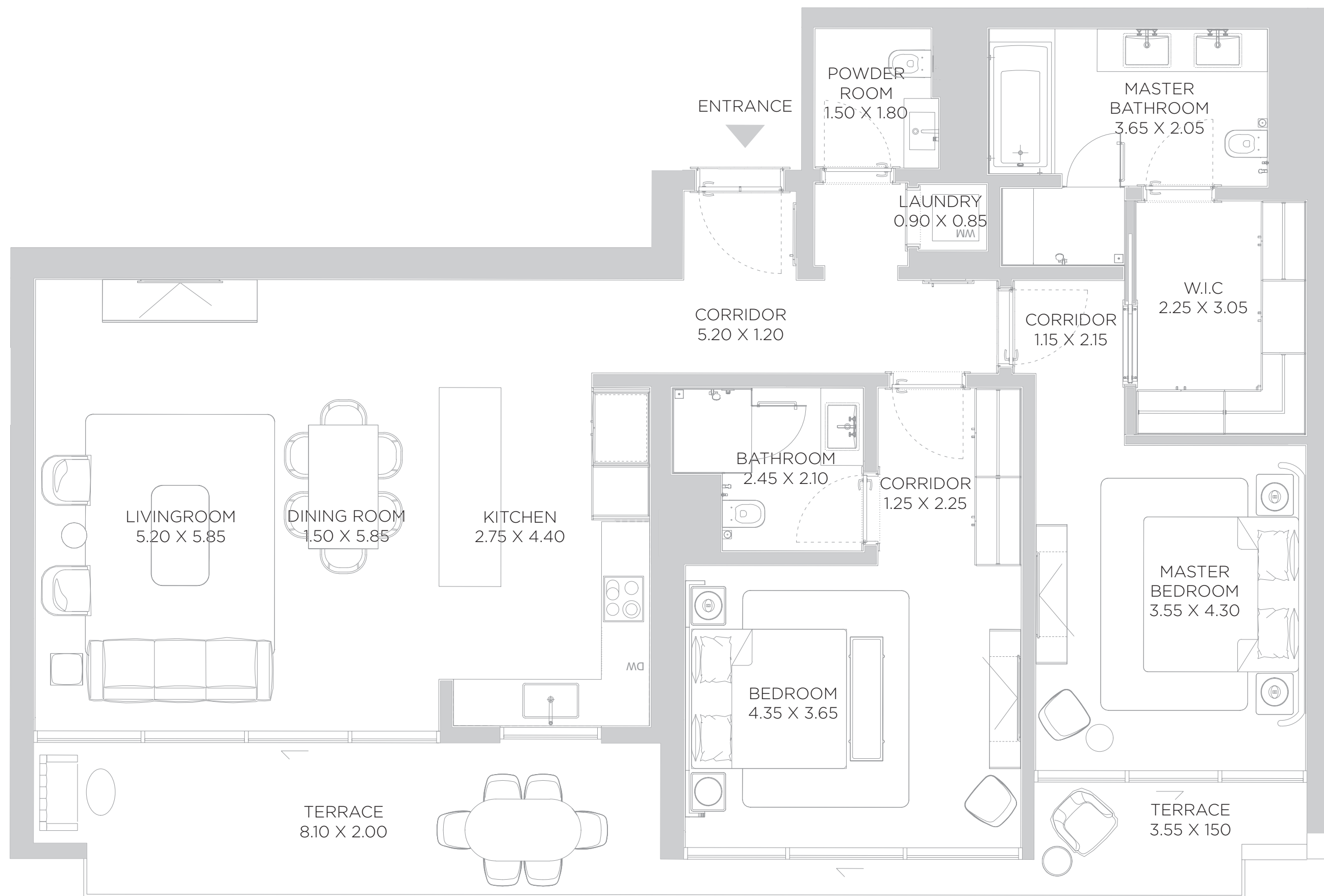
SUITE AREA	1,432	SQ.FT	133.02	SQ.M.
BALCONY AREA	258	SQ.FT	24.00	SQ.M.
TOTAL AREA	1,690	SQ.FT	157.02	SQ.M.

KEY PLAN

ELEVATION



NINTH FLOOR PLAN





# B1

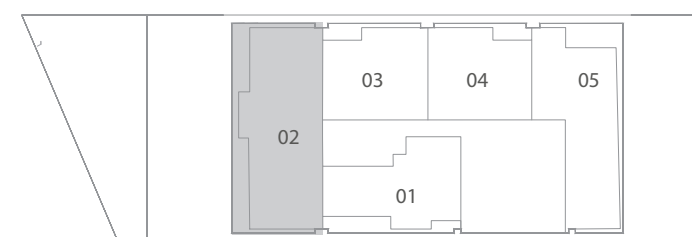
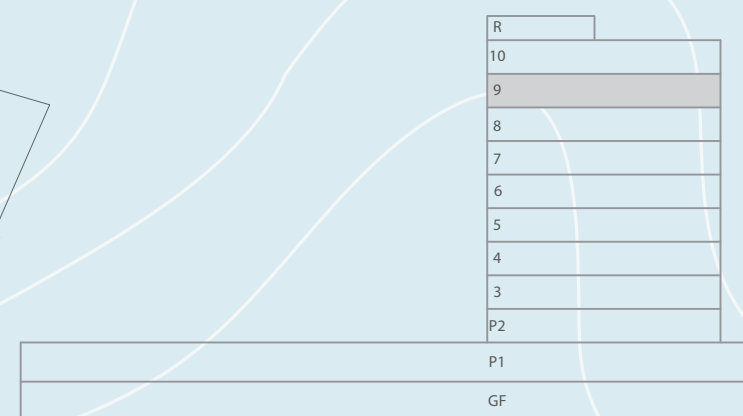
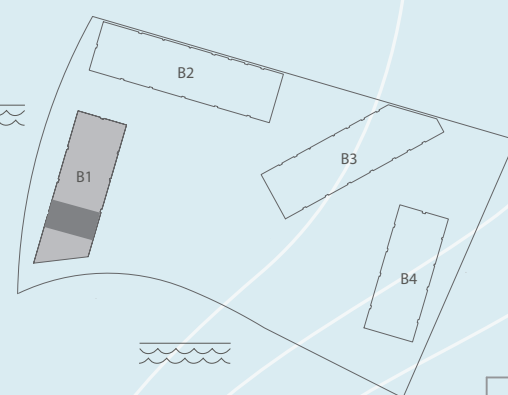
## 3 BEDROOM

LEVEL 09 UNIT 02

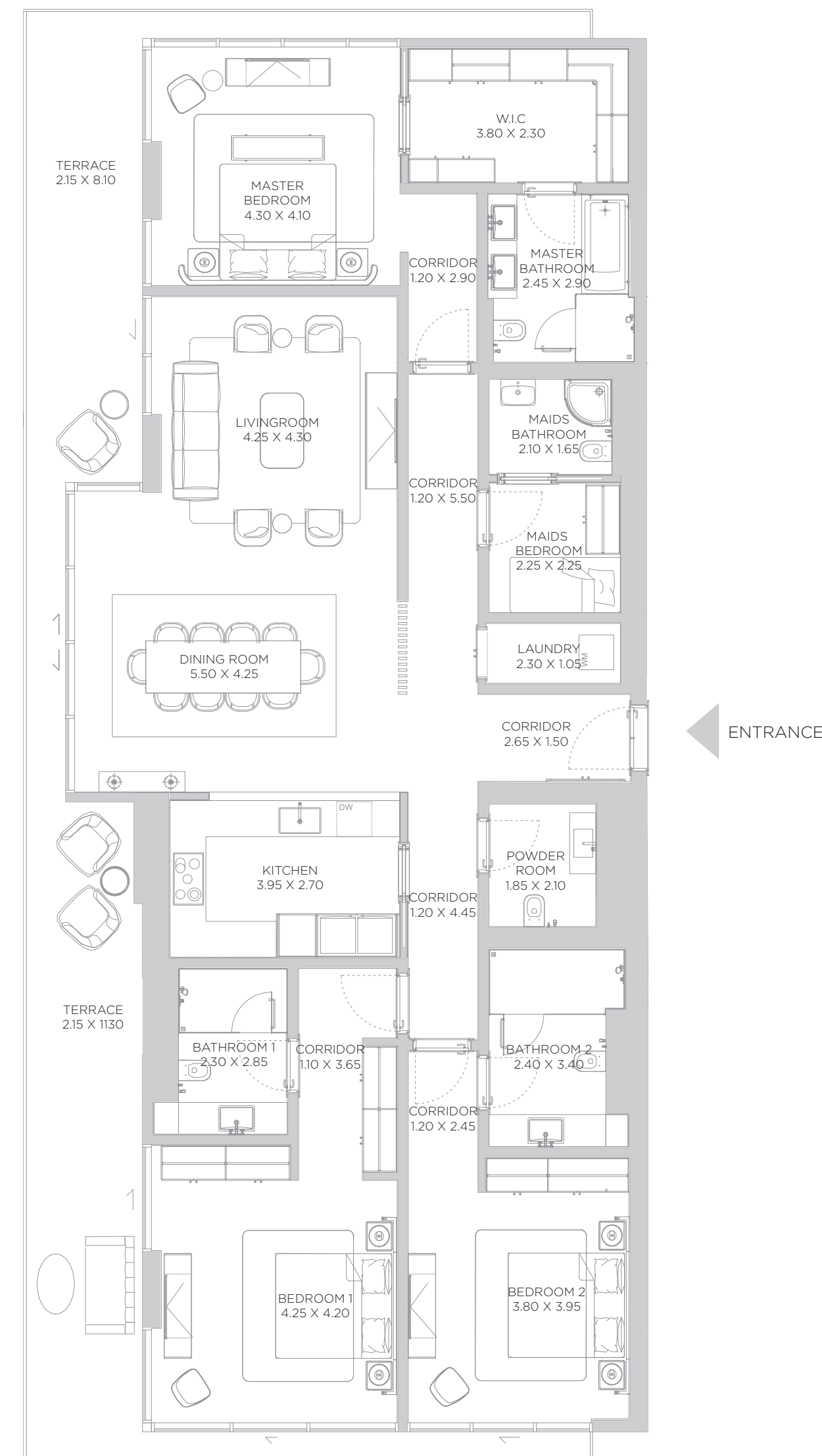
SUITE AREA	2,243	SQ.FT	208.35	SQ.M.
BALCONY AREA	587	SQ.FT	54.57	SQ.M.
TOTAL AREA	2,830	SQ.FT	262.92	SQ.M.

KEY PLAN

ELEVATION



NINTH FLOOR PLAN



DISCLAIMER: All measurements, dimensions, coordinates and drawings, given as the Floor Plans in the literature are approximate and provided only for the purpose of marketing, illustration, information and general guidance as such drawings are not to scale. All the rooms, sizes, locations, orientations, dimensions, fixtures, fittings, finishes and specifications (including materials for, placement, size of rooms, windows, doors, balcony, furniture's inbuilt wardrobe etc.) provided in the floor plans may vary as the same have been taken from concept designs prior the actual development/construction and therefore their accuracy in relation to actual construction cannot be confirmed. Hence, we make no guarantee, warranty or representation as to the accuracy and completeness of the floor plan information as changes may be made during the development process, without notice. Always refer to latest IFC design available in the sales office for the most accurate representation of all construction details.

# B1

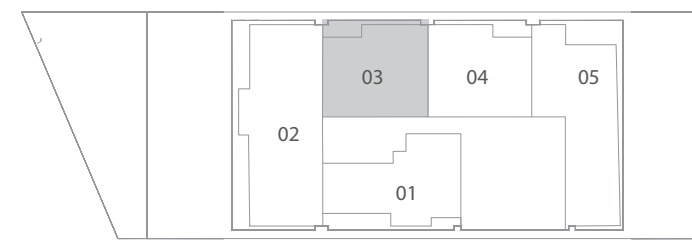
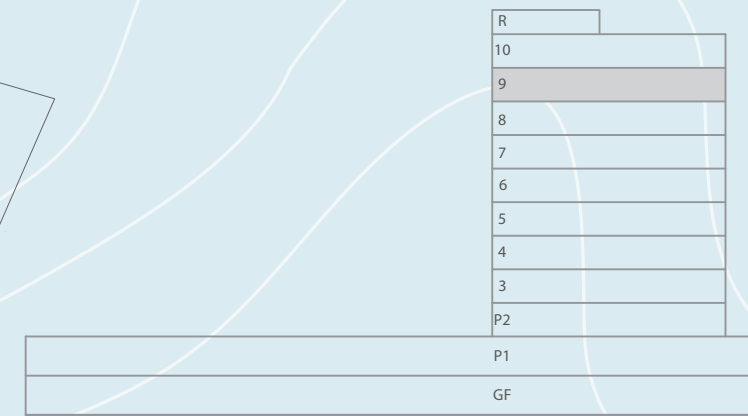
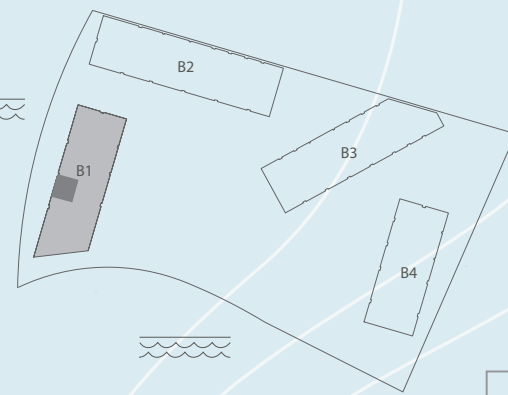
## 2 BEDROOM

LEVEL 09 UNIT 03

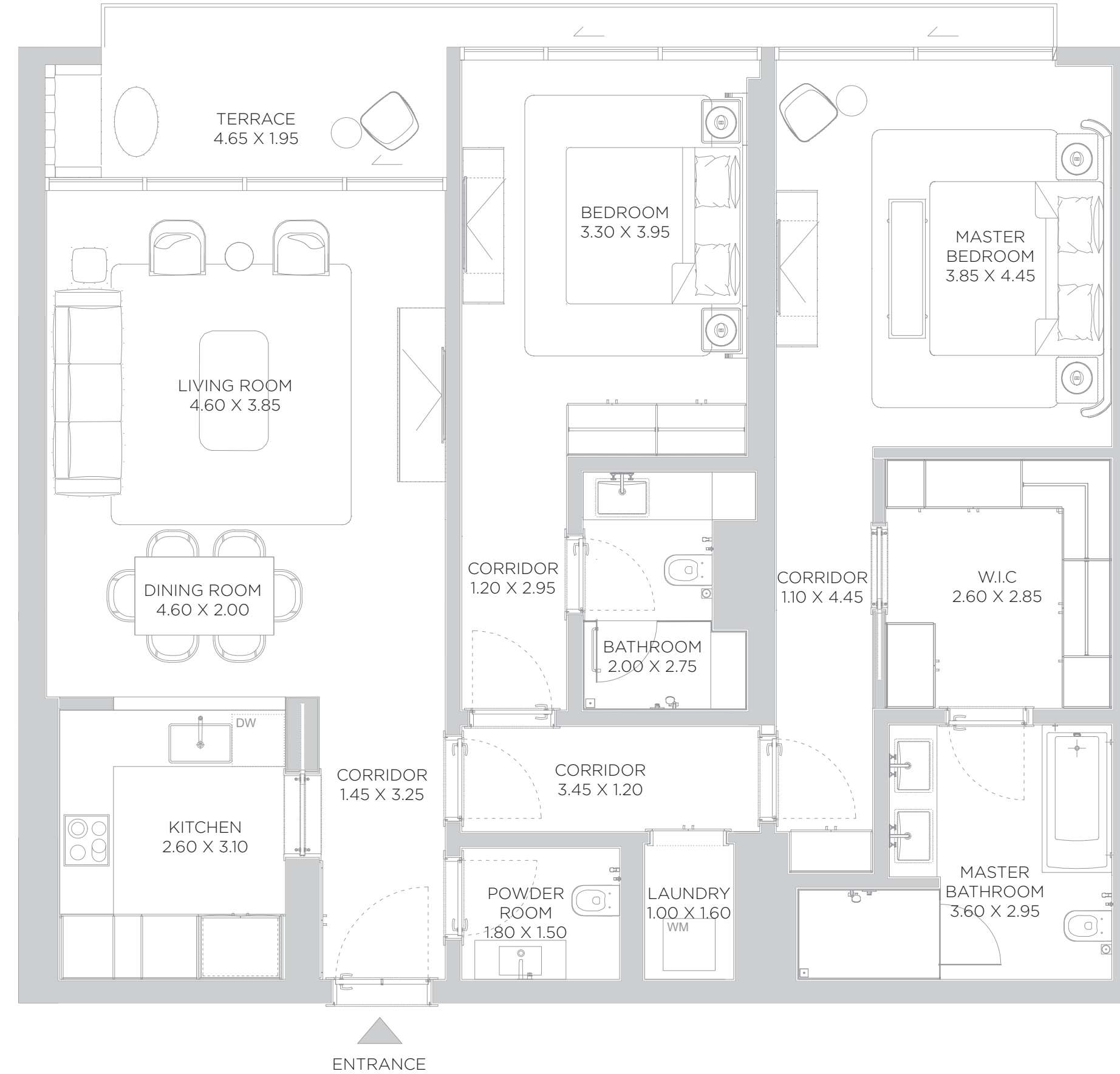
SUITE AREA	1,371	SQ.FT	127.4	SQ.M.
BALCONY AREA	138	SQ.FT	12.76	SQ.M.
TOTAL AREA	1,509	SQ.FT	140.16	SQ.M.

KEY PLAN

ELEVATION



NINTH FLOOR PLAN



DISCLAIMER: All measurements, dimensions, coordinates and drawings, given as the Floor Plans in the literature are approximate and provided only for the purpose of marketing, illustration, information and general guidance as such drawings are not to scale. All the rooms, sizes, locations, orientations, dimensions, fixtures, fittings, finishes and specifications (including materials for, placement, size of rooms, windows, doors, balcony, furniture's inbuilt wardrobe etc.) provided in the floor plans may vary as the same have been taken from concept designs prior the actual development/construction and therefore their accuracy in relation to actual construction cannot be confirmed. Hence, we make no guarantee, warranty or representation as to the accuracy and completeness of the floor plan information as changes may be made during the development process, without notice. Always refer to latest IFC design available in the sales office for the most accurate representation of all construction details.

# B1

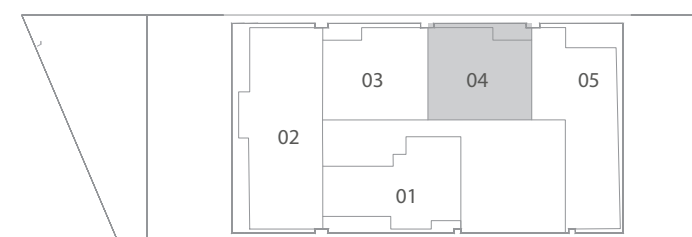
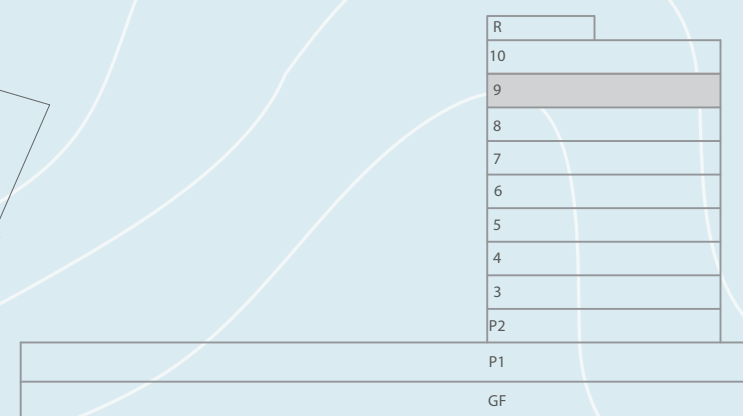
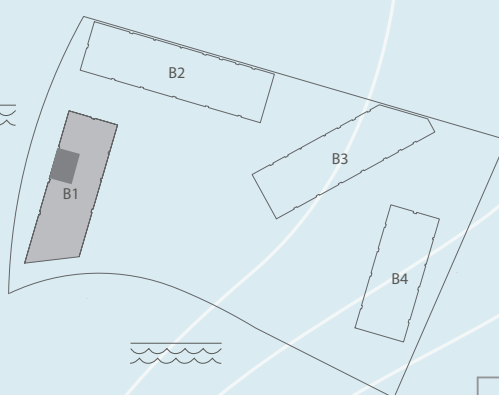
## 2 BEDROOM

LEVEL 09 UNIT 04

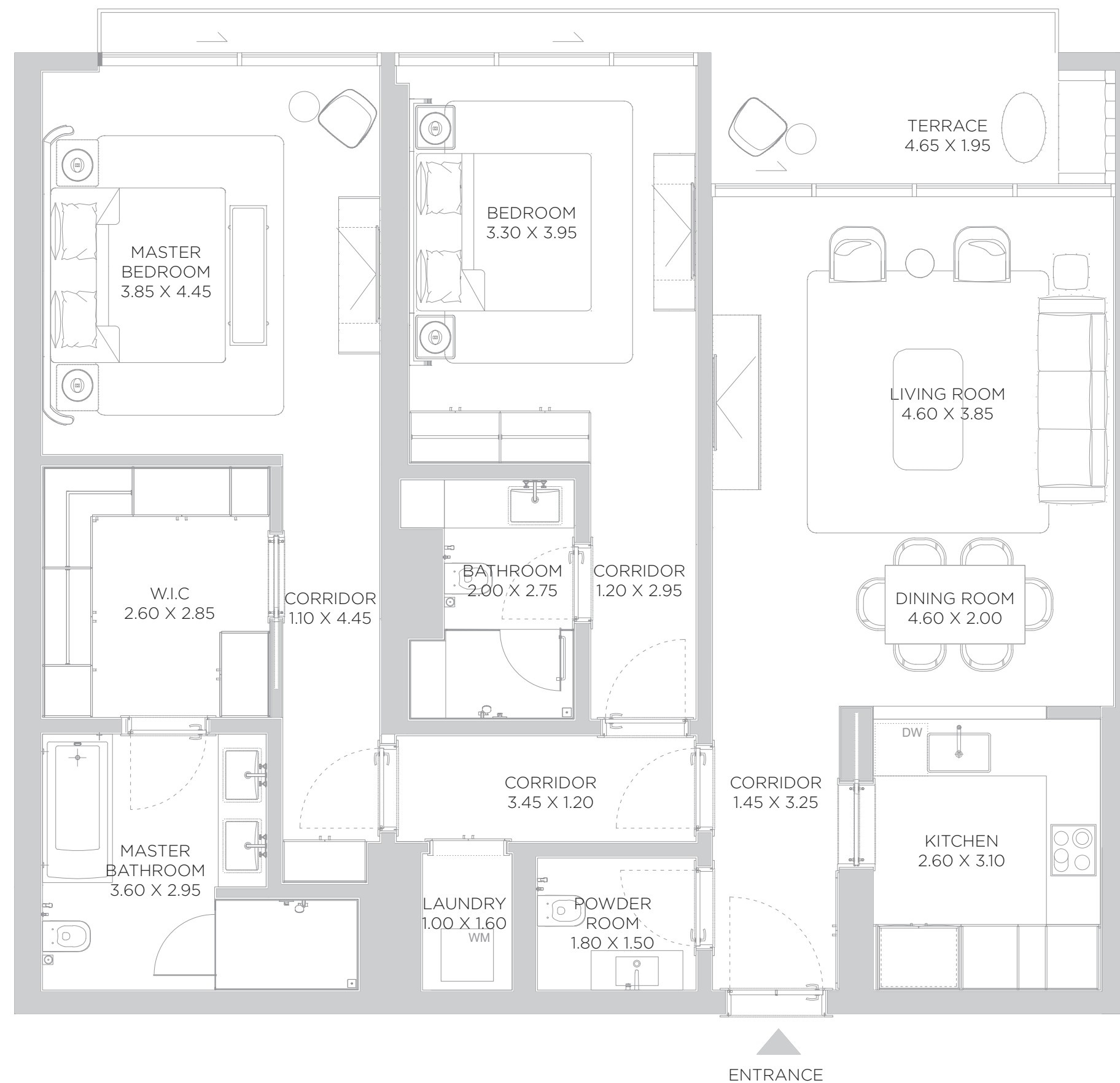
SUITE AREA	1,373	SQ.FT	127.57	SQ.M.
BALCONY AREA	137	SQ.FT	12.70	SQ.M.
TOTAL AREA	1,510	SQ.FT	140.27	SQ.M.

KEY PLAN

ELEVATION



NINTH FLOOR PLAN



DISCLAIMER: All measurements, dimensions, coordinates and drawings, given as the Floor Plans in the literature are approximate and provided only for the purpose of marketing, illustration, information and general guidance as such drawings are not to scale. All the rooms, sizes, locations, orientations, dimensions, fixtures, fittings, finishes and specifications (including materials for, placement, size of rooms, windows, doors, balcony, furniture's inbuilt wardrobe etc.) provided in the floor plans may vary as the same have been taken from concept designs prior the actual development/construction and therefore their accuracy in relation to actual construction cannot be confirmed. Hence, we make no guarantee, warranty or representation as to the accuracy and completeness of the floor plan information as changes may be made during the development process, without notice. Always refer to latest IFC design available in the sales office for the most accurate representation of all construction details.

# B1

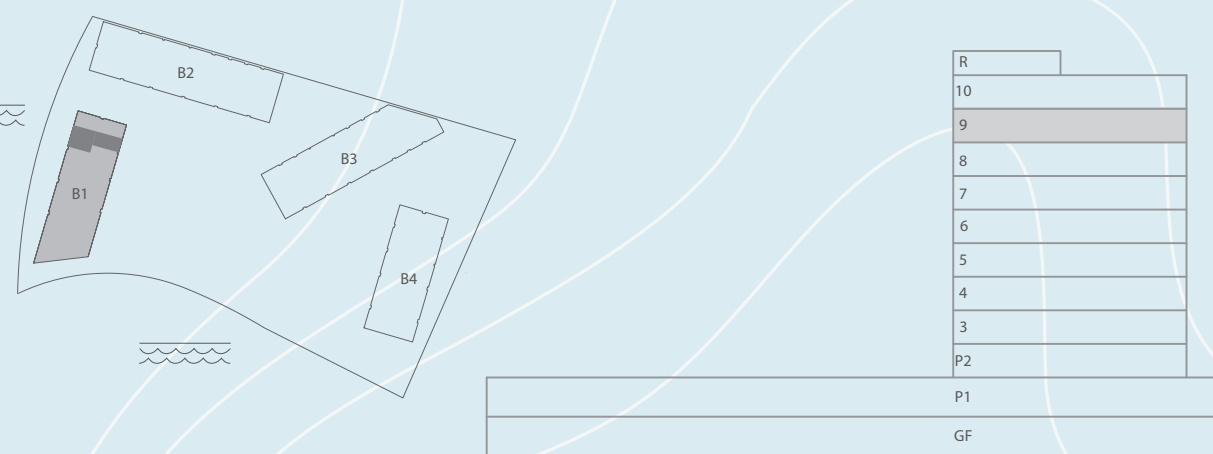
## 2 BEDROOM

LEVEL 09 UNIT 05

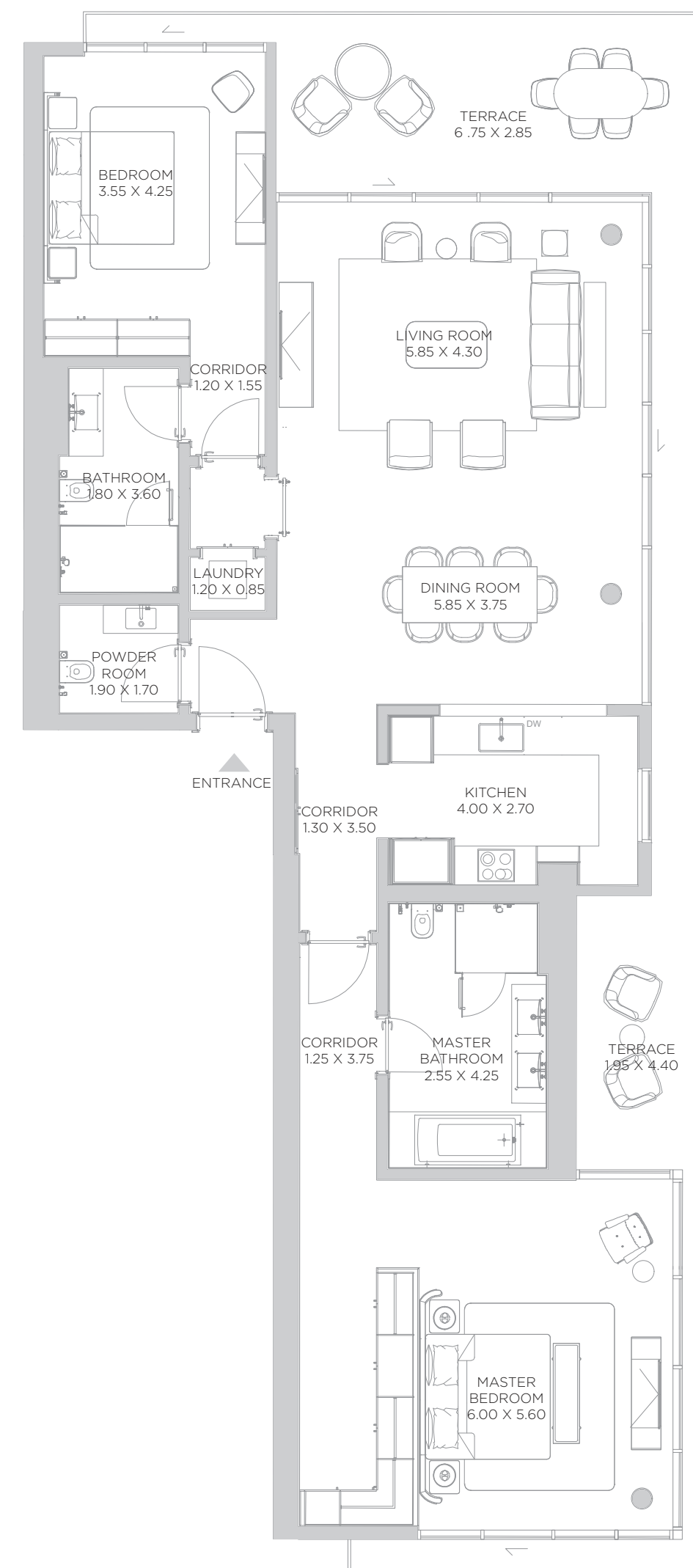
SUITE AREA	1,760	SQ.FT	163.49	SQ.M.
BALCONY AREA	488	SQ.FT	45.31	SQ.M.
TOTAL AREA	2,248	SQ.FT	208.80	SQ.M.

KEY PLAN

ELEVATION



NINTH FLOOR PLAN



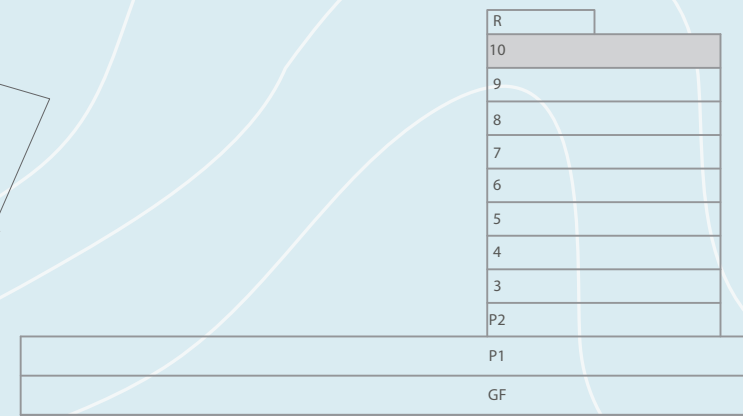
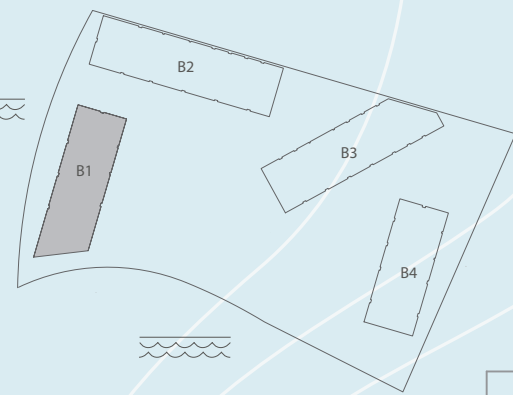
DISCLAIMER: All measurements, dimensions, coordinates and drawings, given as the Floor Plans in the literature are approximate and provided only for the purpose of marketing, illustration, information and general guidance as such drawings are not to scale. All the rooms, sizes, locations, orientations, dimensions, fixtures, fittings, finishes and specifications (including materials for, placement, size of rooms, windows, doors, balcony, furniture's inbuilt wardrobe etc.) provided in the floor plans may vary as the same have been taken from concept designs prior the actual development/construction and therefore their accuracy in relation to actual construction cannot be confirmed. Hence, we make no guarantee, warranty or representation as to the accuracy and completeness of the floor plan information as changes may be made during the development process, without notice. Always refer to latest IFC design available in the sales office for the most accurate representation of all construction details.

BEACH RESIDENCES DUBAI ISLANDS

B1 LEVEL 10

KEY PLAN

ELEVATION



DISCLAIMER: All measurements, dimensions, coordinates and drawings, given as the Floor Plans in the literature are approximate and provided only for the purpose of marketing, illustration, information and general guidance as such drawings are not to scale. All the rooms, sizes, locations, orientations, dimensions, fixtures, fittings, finishes and specifications (including materials for, placement, size of rooms, windows, doors, balcony, furniture's inbuilt wardrobe etc.) provided in the floor plans may vary as the same have been taken from concept designs prior the actual development/construction and therefore their accuracy in relation to actual construction cannot be confirmed. Hence, we make no guarantee, warranty or representation as to the accuracy and completeness of the floor plan information as changes may be made during the development process, without notice. Always refer to latest IFC design available in the sales office for the most accurate representation of all construction details.

# B1

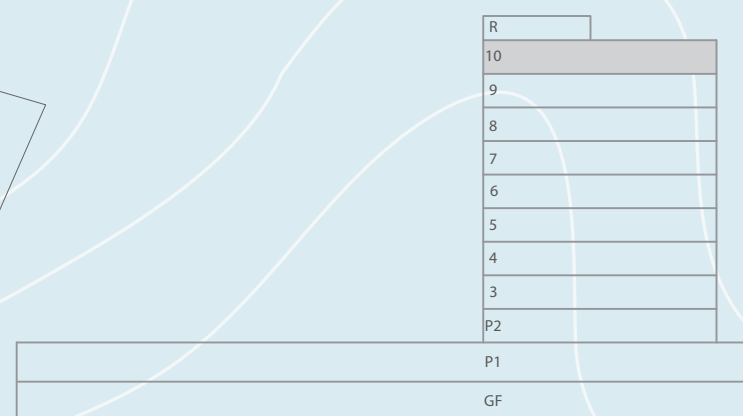
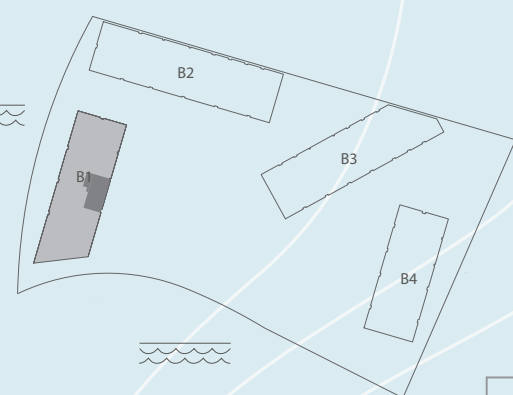
## 2 BEDROOM

LEVEL 10 UNIT 01

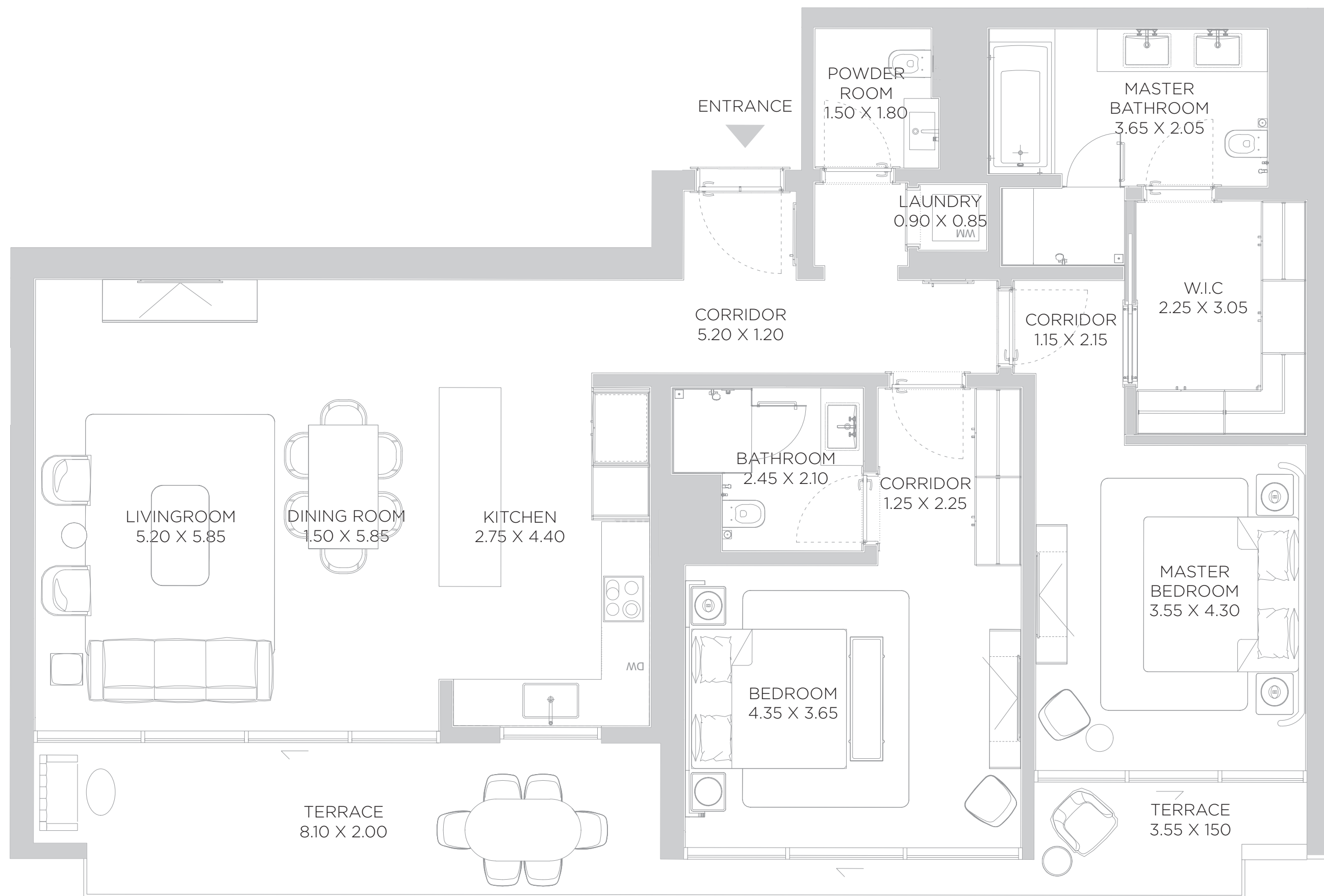
SUITE AREA	1,432	SQ.FT	133.02	SQ.M.
BALCONY AREA	258	SQ.FT	24.00	SQ.M.
TOTAL AREA	1,690	SQ.FT	157.02	SQ.M.

KEY PLAN

ELEVATION



TENTH FLOOR PLAN



DISCLAIMER: All measurements, dimensions, coordinates and drawings, given as the Floor Plans in the literature are approximate and provided only for the purpose of marketing, illustration, information and general guidance as such drawings are not to scale. All the rooms, sizes, locations, orientations, dimensions, fixtures, fittings, finishes and specifications (including materials for, placement, size of rooms, windows, doors, balcony, furniture's inbuilt wardrobe etc.) provided in the floor plans may vary as the same have been taken from concept designs prior the actual development/construction and therefore their accuracy in relation to actual construction cannot be confirmed. Hence, we make no guarantee, warranty or representation as to the accuracy and completeness of the floor plan information as changes may be made during the development process, without notice. Always refer to latest IFC design available in the sales office for the most accurate representation of all construction details.

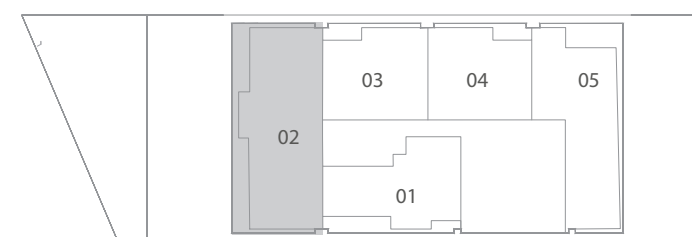
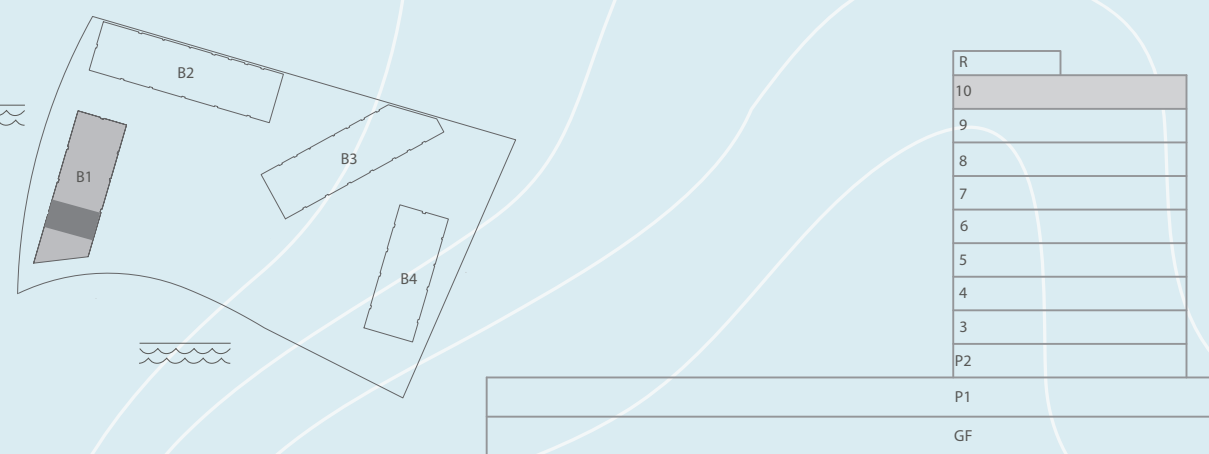
# B1

**3 BEDROOM**  
 LEVEL 10      UNIT 02

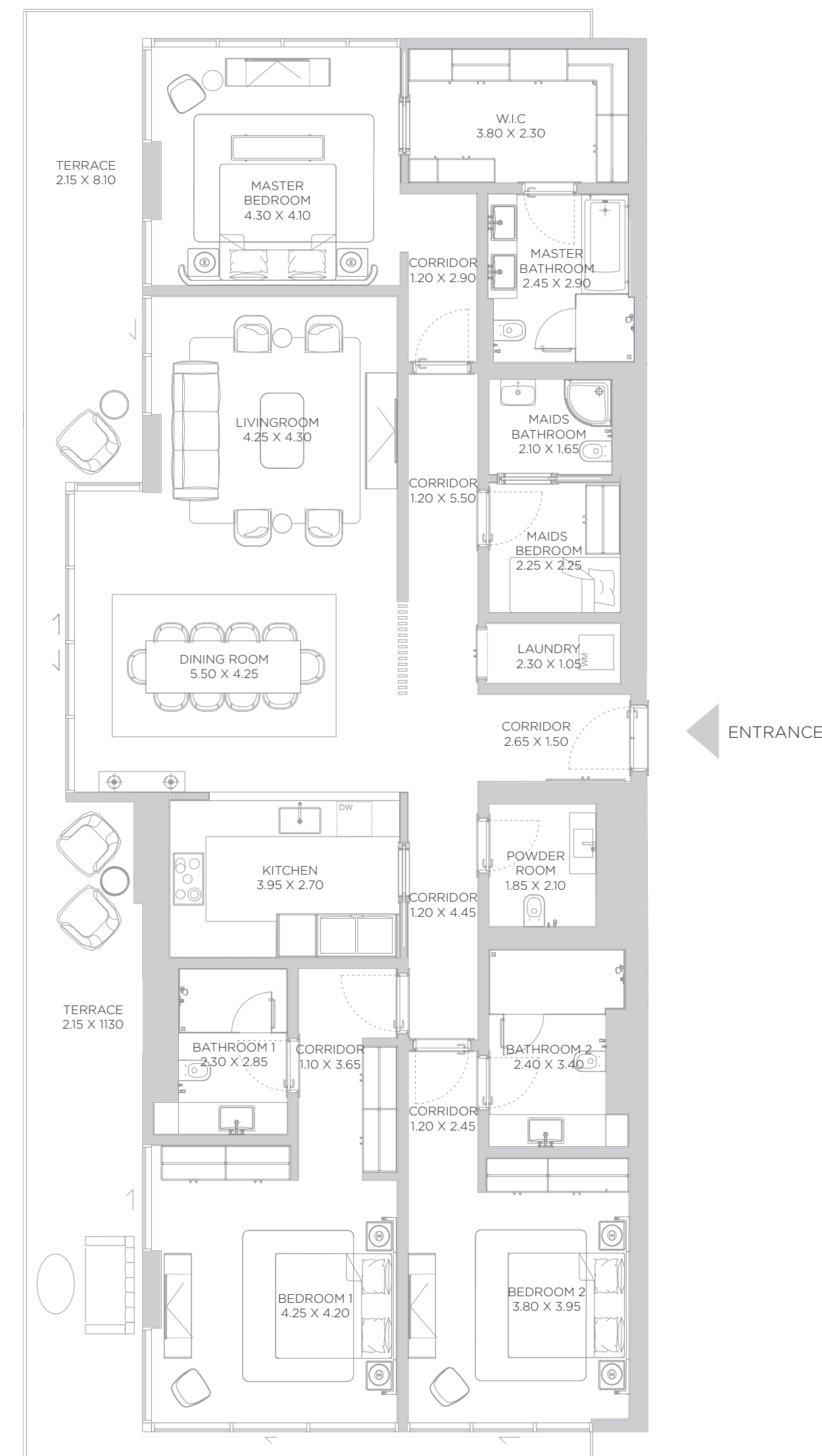
SUITE AREA	2,243	SQ.FT	208.35	SQ.M.
BALCONY AREA	587	SQ.FT	54.57	SQ.M.
TOTAL AREA	2,830	SQ.FT	262.92	SQ.M.

KEY PLAN

ELEVATION



TENTH FLOOR PLAN



DISCLAIMER: All measurements, dimensions, coordinates and drawings, given as the Floor Plans in the literature are approximate and provided only for the purpose of marketing, illustration, information and general guidance as such drawings are not to scale. All the rooms, sizes, locations, orientations, dimensions, fixtures, fittings, finishes and specifications (including materials for, placement, size of rooms, windows, doors, balcony, furniture's inbuilt wardrobe etc.) provided in the floor plans may vary as the same have been taken from concept designs prior the actual development/construction and therefore their accuracy in relation to actual construction cannot be confirmed. Hence, we make no guarantee, warranty or representation as to the accuracy and completeness of the floor plan information as changes may be made during the development process, without notice. Always refer to latest IFC design available in the sales office for the most accurate representation of all construction details.

# B1

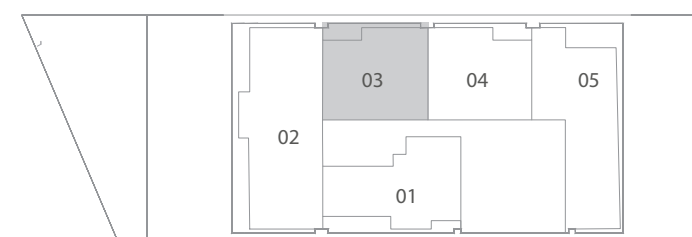
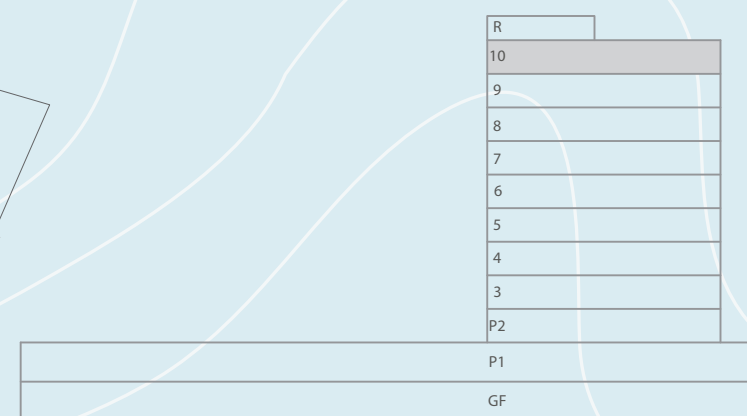
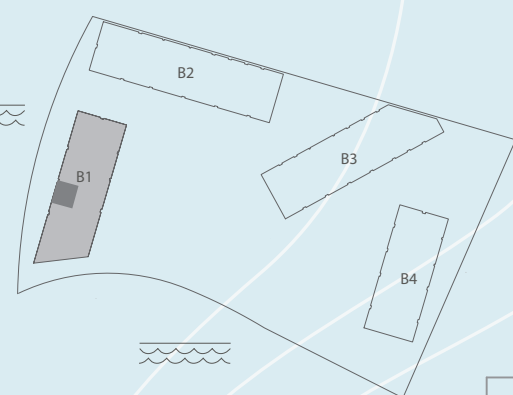
## 2 BEDROOM

LEVEL 10 UNIT 03

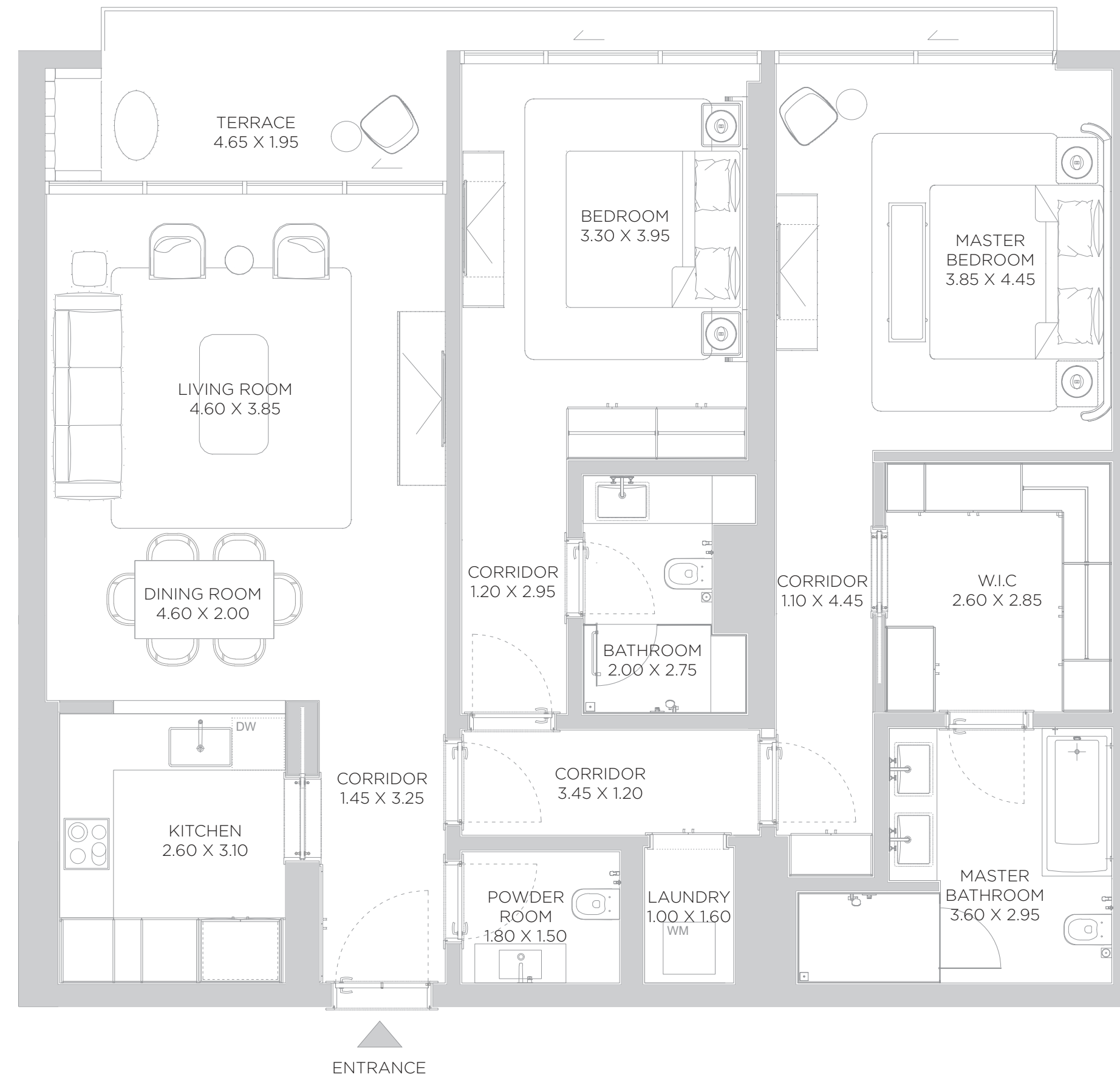
SUITE AREA	1,371	SQ.FT	127.4	SQ.M.
BALCONY AREA	138	SQ.FT	12.76	SQ.M.
TOTAL AREA	1,509	SQ.FT	140.16	SQ.M.

KEY PLAN

ELEVATION



TENTH FLOOR PLAN



DISCLAIMER: All measurements, dimensions, coordinates and drawings, given as the Floor Plans in the literature are approximate and provided only for the purpose of marketing, illustration, information and general guidance as such drawings are not to scale. All the rooms, sizes, locations, orientations, dimensions, fixtures, fittings, finishes and specifications (including materials for, placement, size of rooms, windows, doors, balcony, furniture's inbuilt wardrobe etc.) provided in the floor plans may vary as the same have been taken from concept designs prior the actual development/construction and therefore their accuracy in relation to actual construction cannot be confirmed. Hence, we make no guarantee, warranty or representation as to the accuracy and completeness of the floor plan information as changes may be made during the development process, without notice. Always refer to latest IFC design available in the sales office for the most accurate representation of all construction details.



# B1

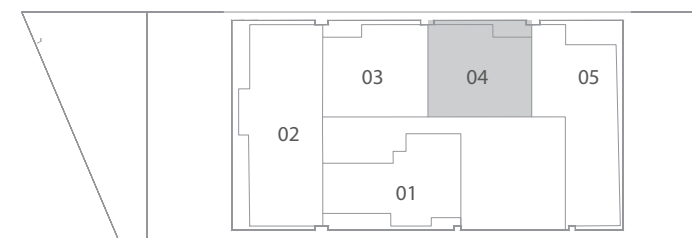
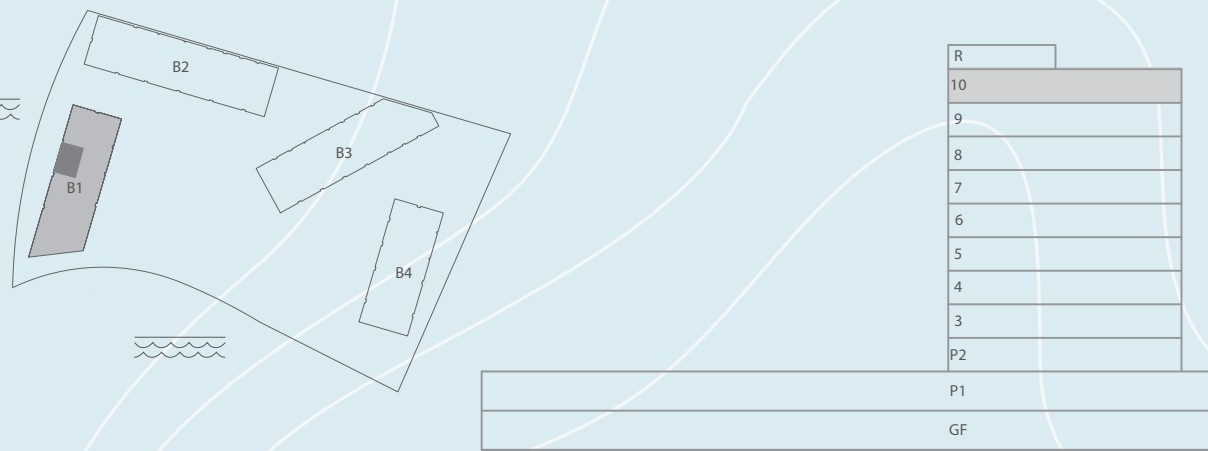
## 2 BEDROOM

LEVEL 10 UNIT 04

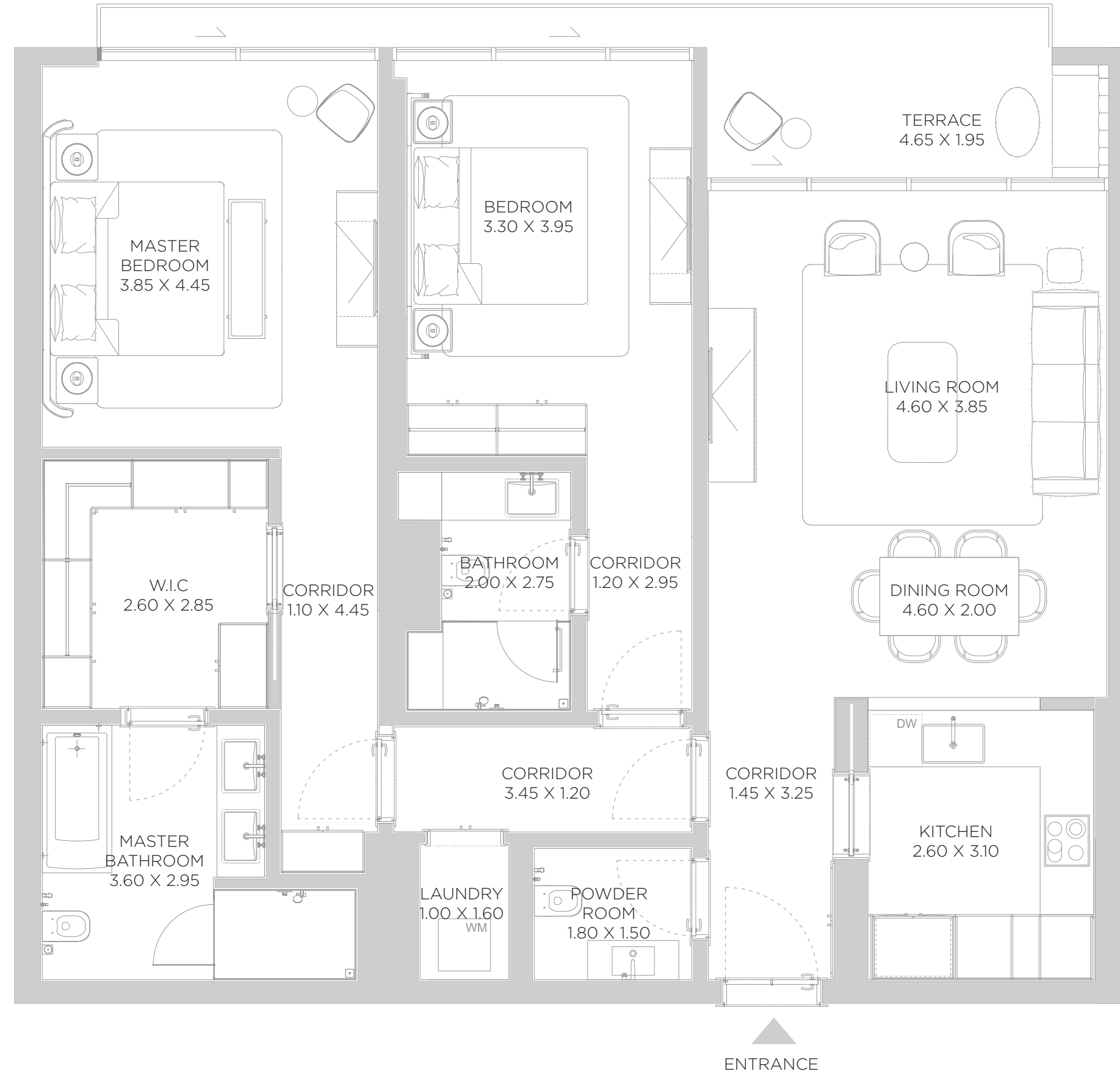
SUITE AREA	1,373	SQ.FT	127.57	SQ.M.
BALCONY AREA	137	SQ.FT	12.70	SQ.M.
TOTAL AREA	1,510	SQ.FT	140.27	SQ.M.

KEY PLAN

ELEVATION



TENTH FLOOR PLAN



# B1

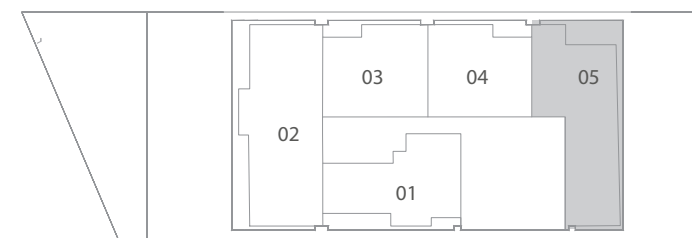
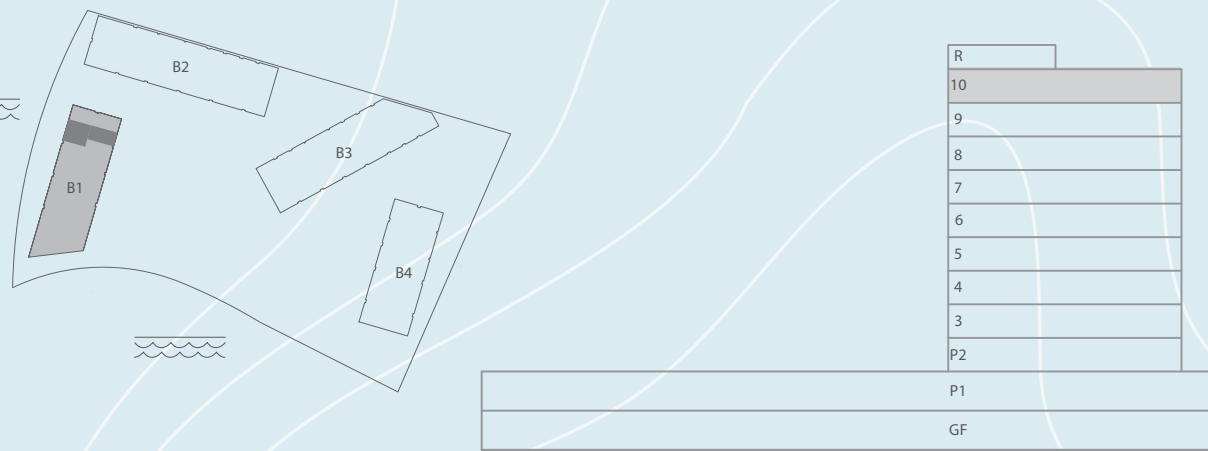
## 2 BEDROOM

LEVEL 10      UNIT 05

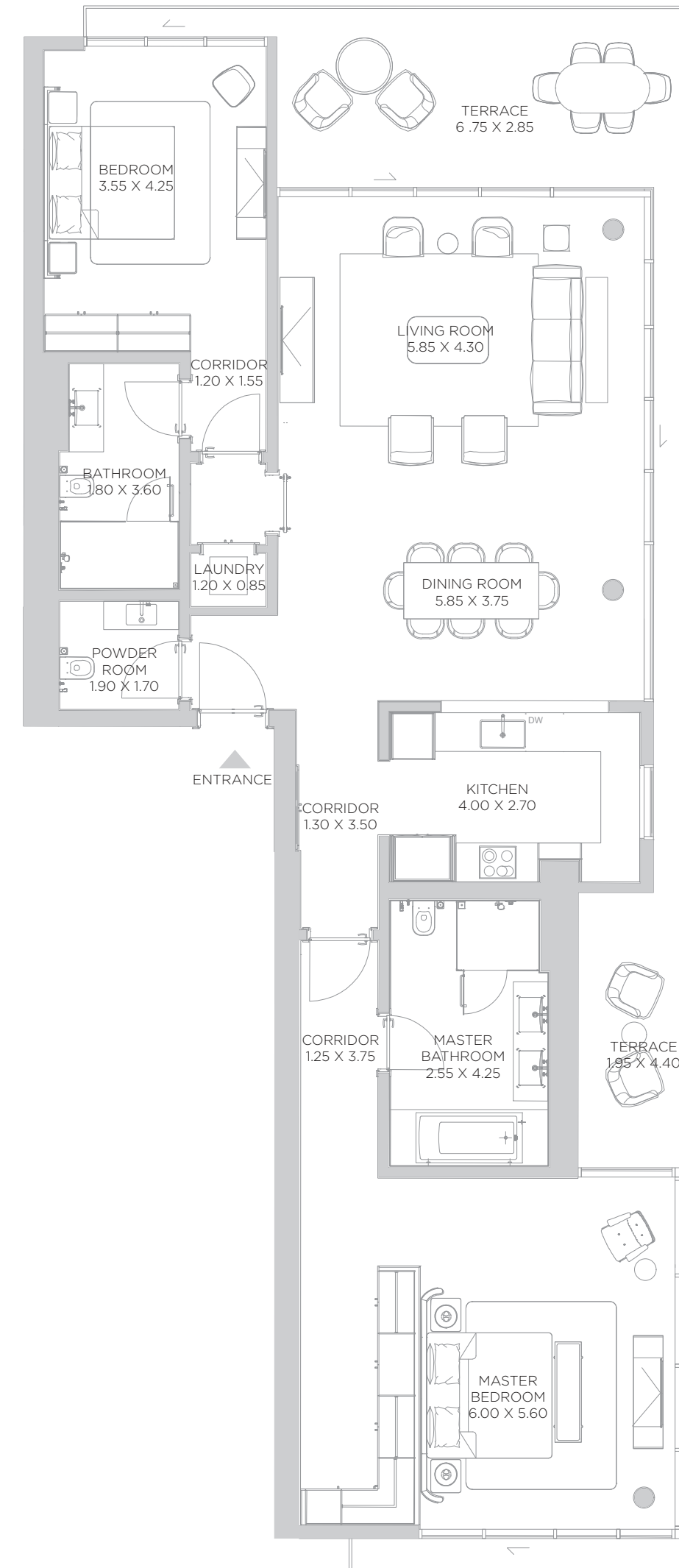
SUITE AREA	1,760	SQ.FT	163.49	SQ.M.
BALCONY AREA	488	SQ.FT	45.31	SQ.M.
TOTAL AREA	2,248	SQ.FT	208.80	SQ.M.

KEY PLAN

ELEVATION



TENTH FLOOR PLAN



DISCLAIMER: All measurements, dimensions, coordinates and drawings, given as the Floor Plans in the literature are approximate and provided only for the purpose of marketing, illustration, information and general guidance as such drawings are not to scale. All the rooms, sizes, locations, orientations, dimensions, fixtures, fittings, finishes and specifications (including materials for, placement, size of rooms, windows, doors, balcony, furniture's inbuilt wardrobe etc.) provided in the floor plans may vary as the same have been taken from concept designs prior the actual development/construction and therefore their accuracy in relation to actual construction cannot be confirmed. Hence, we make no guarantee, warranty or representation as to the accuracy and completeness of the floor plan information as changes may be made during the development process, without notice. Always refer to latest IFC design available in the sales office for the most accurate representation of all construction details.

**R I X O S**

DUBAI ISLANDS  
HOTEL & RESIDENCES

**NAKHEEL**

[RIXOSDUBAIISLANDSRESIDENCES.COM](http://RIXOSDUBAIISLANDSRESIDENCES.COM)

800 NAKHEEL  
[NAKHEEL.COM](http://NAKHEEL.COM)

This publication is for illustrative purposes only. Some of the images shown in the document were developed with computer graphics technology (photorealistic rendering), with reference to details of the façade and elevations, common areas, private areas and interiors of the apartments, for the sole purpose of presenting a plan for future realization and/or the various, potential solutions following user customization. All furniture and art are represented for marketing and rendering purposes only. For this reason, all information, descriptions and images are purely indicative and subject to change. This document has no contractual value and is not binding on the investment company that owns the rights and information reported. The reproduction and the partial use of texts and images is forbidden without prior authorization Rixos Residences Dubai Islands ("Project") is not owned, developed, or sold by Rixos Consultancy FZE or its affiliates. Nakheel PJSC ("Licensee"), is independently owned and operated and is solely responsible for the ownership, development, and operation of the Project. Licensee uses the "Rixos" brand and certain "Rixos" trademarks pursuant to a limited, non-exclusive, non-transferable and non-sublicensable license from Rixos Consultancy FZE. Under certain circumstances, the license may be terminated or revoked according to its terms in which case neither the individual residential units ("Units") nor any part of the Project will be identified as a "Rixos" branded project or have any rights to use the "Rixos" trademarks. Rixos Consultancy FZE does not make any representations or guarantees with respect to the Units or the Project and is not responsible for Licensee's marketing practices, advertising, and sales representations.