

LUME

JUMEIRAH VILLAGE CIRCLE

FLOOR PLANS

FEBRUARY 2025



INDIVIDUAL FLOOR PLATES



LUME

GROUND FLOOR PLAN



RETAIL

RETAIL

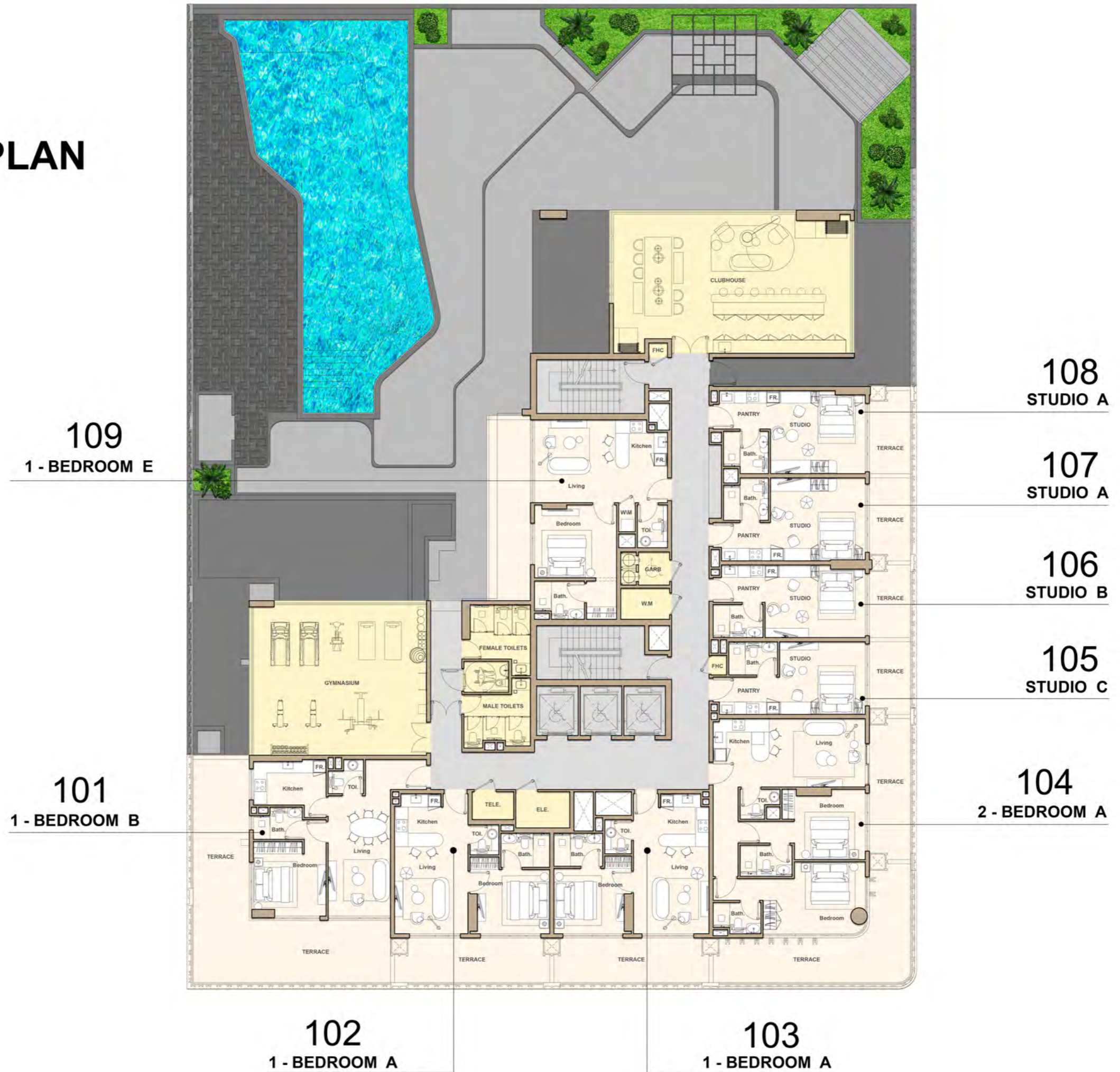
RETAIL

RETAIL



LUME

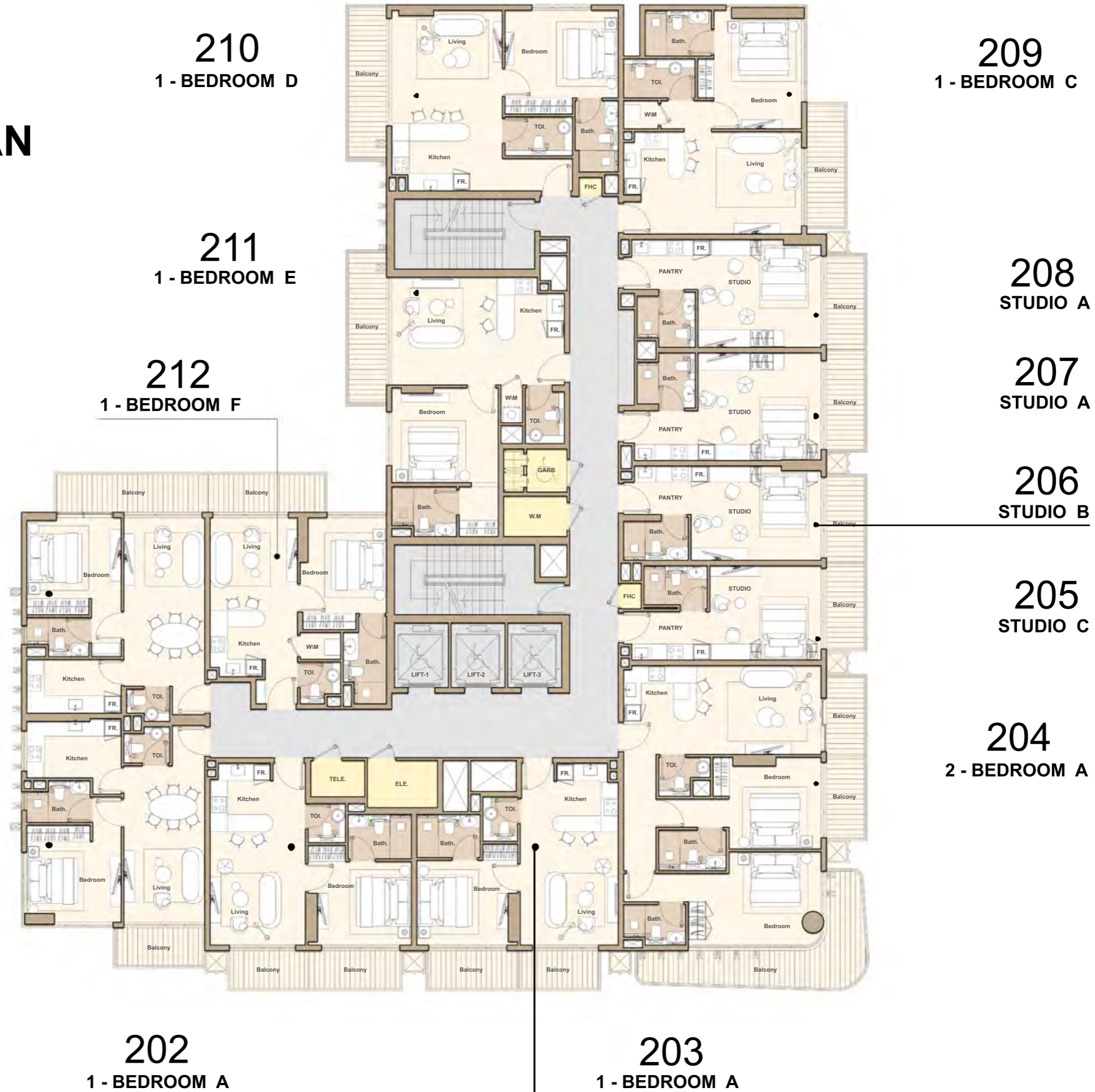
1st FLOOR PLAN





LUME

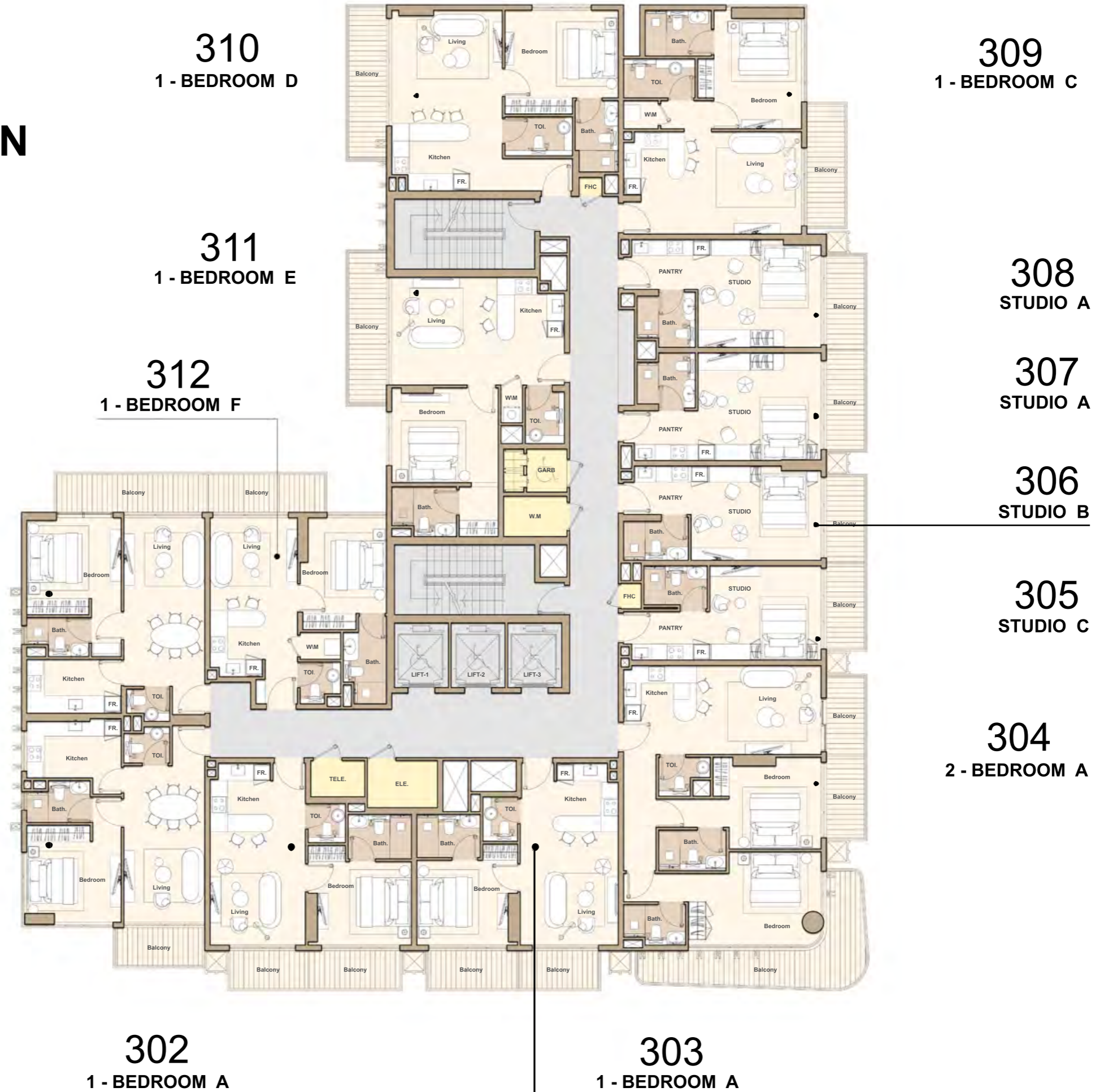
2nd FLOOR PLAN





LUME

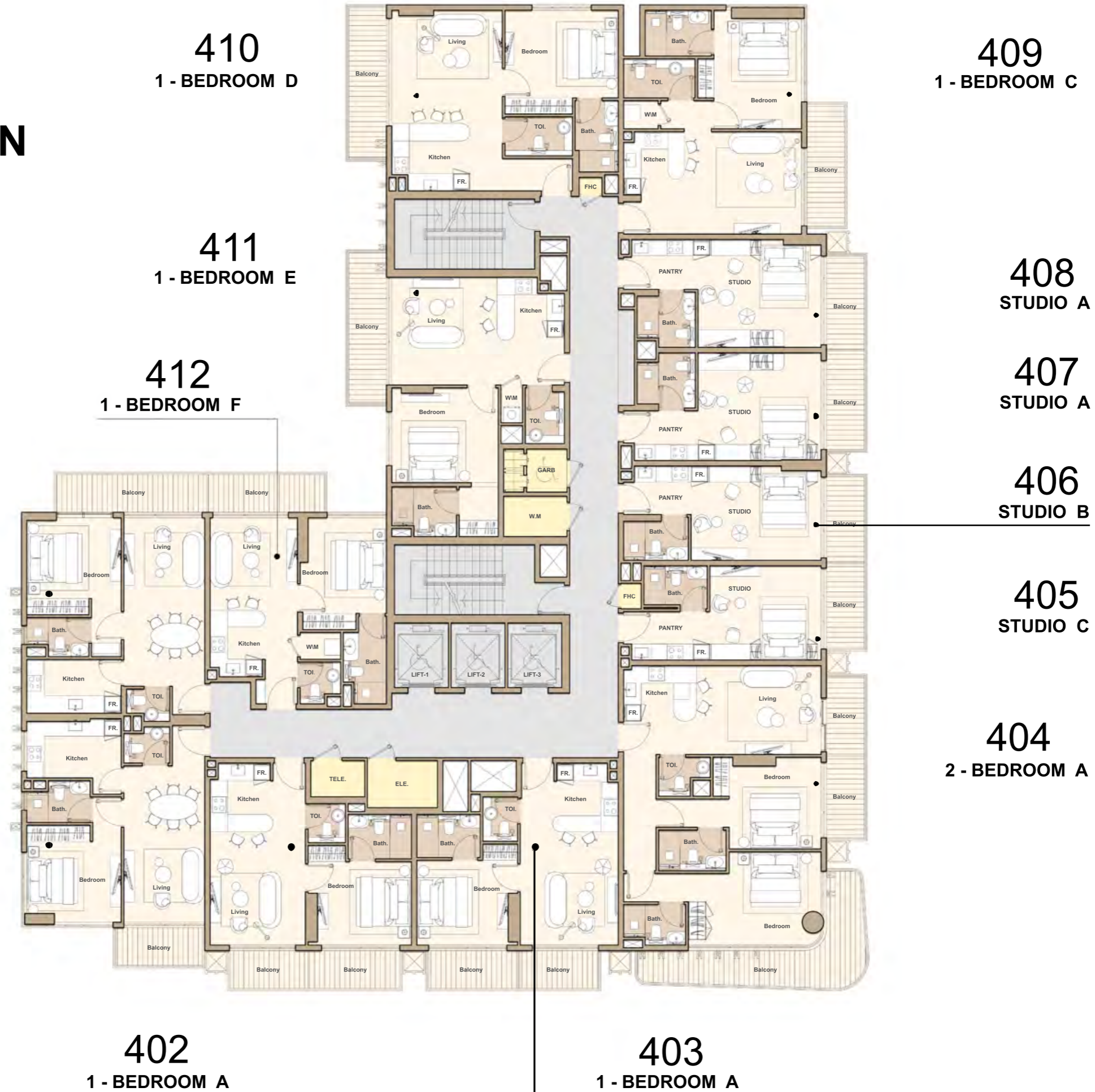
3rd FLOOR PLAN





LUME

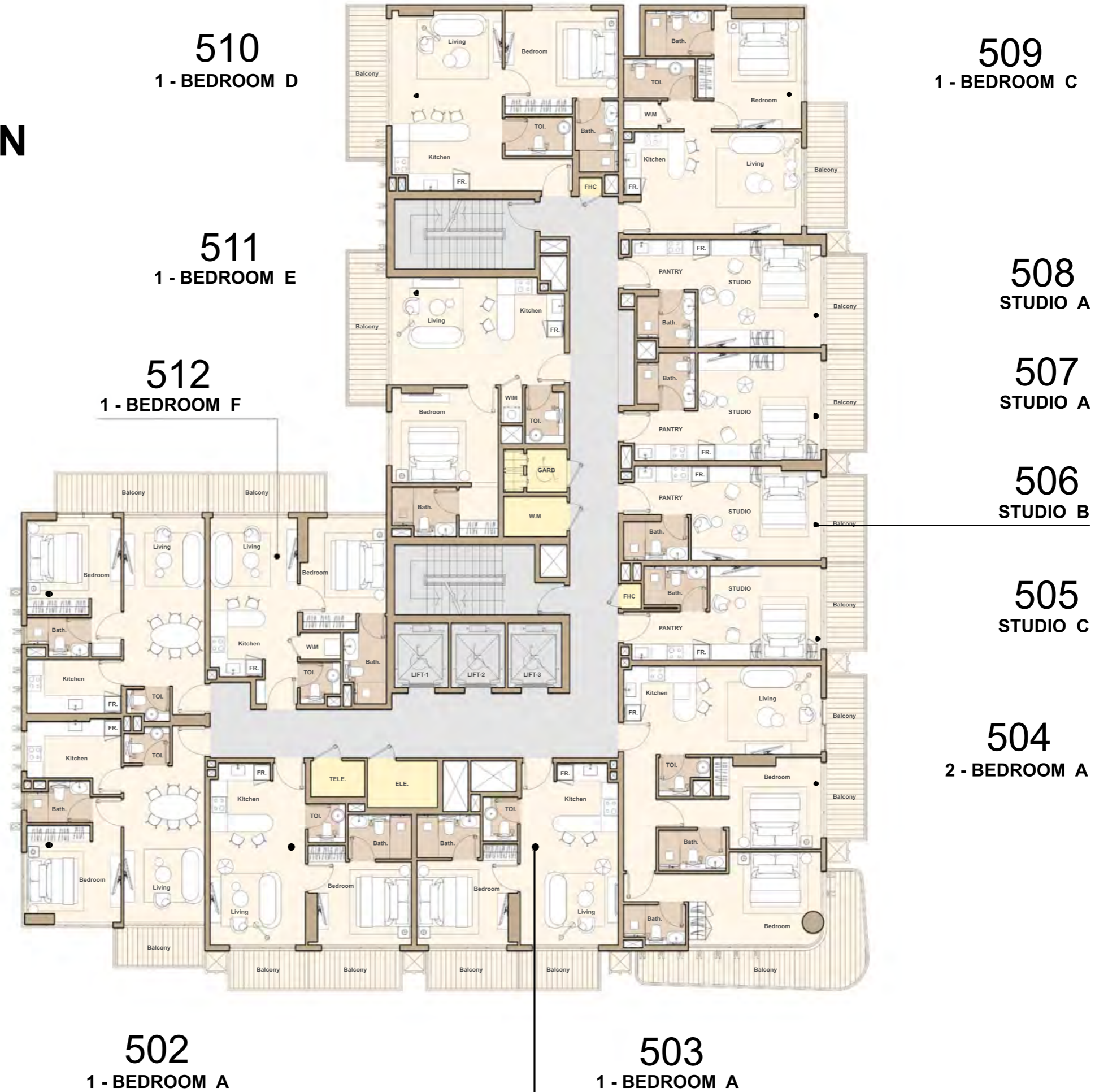
4th FLOOR PLAN





LUME

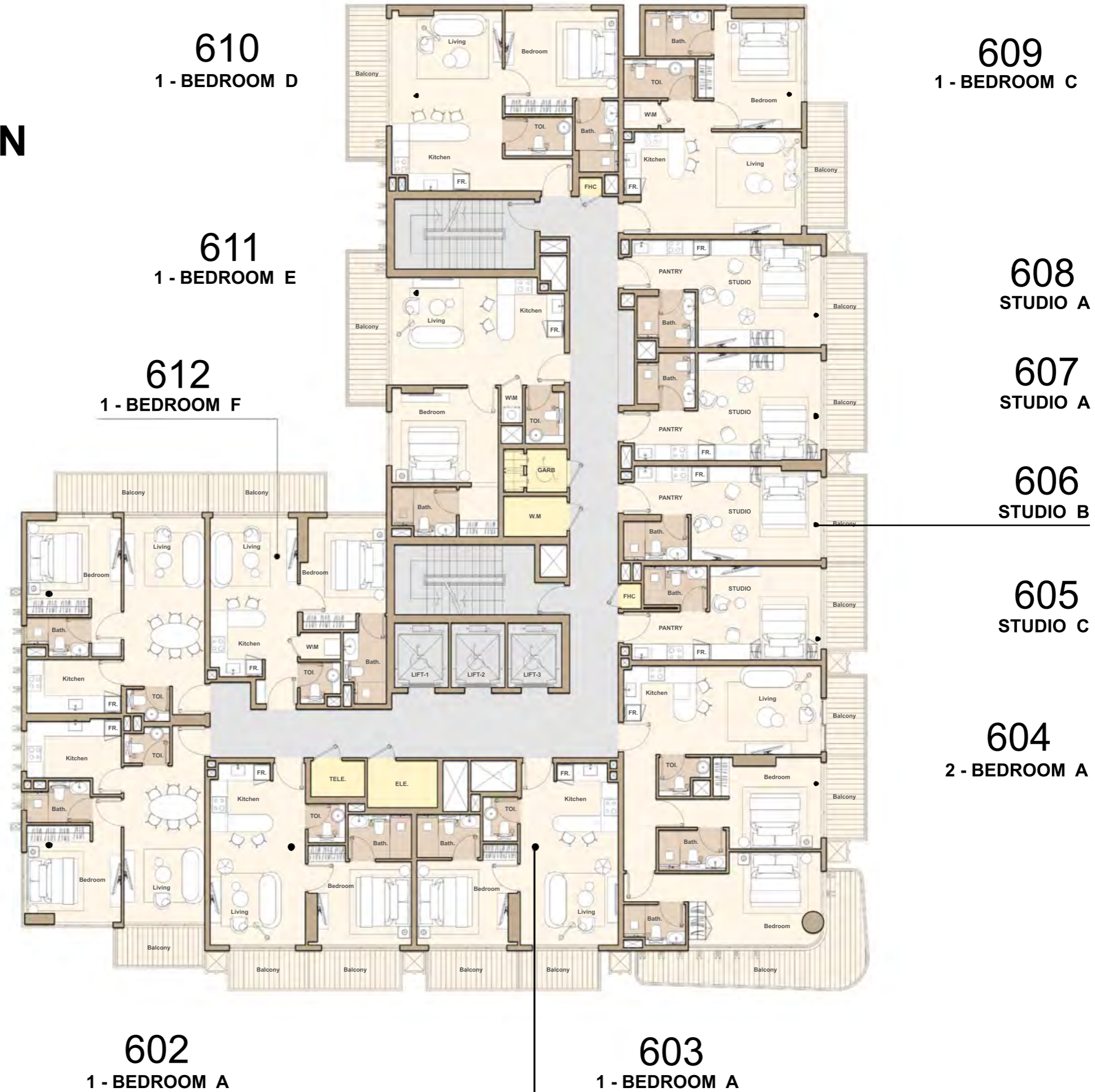
5th FLOOR PLAN





LUME

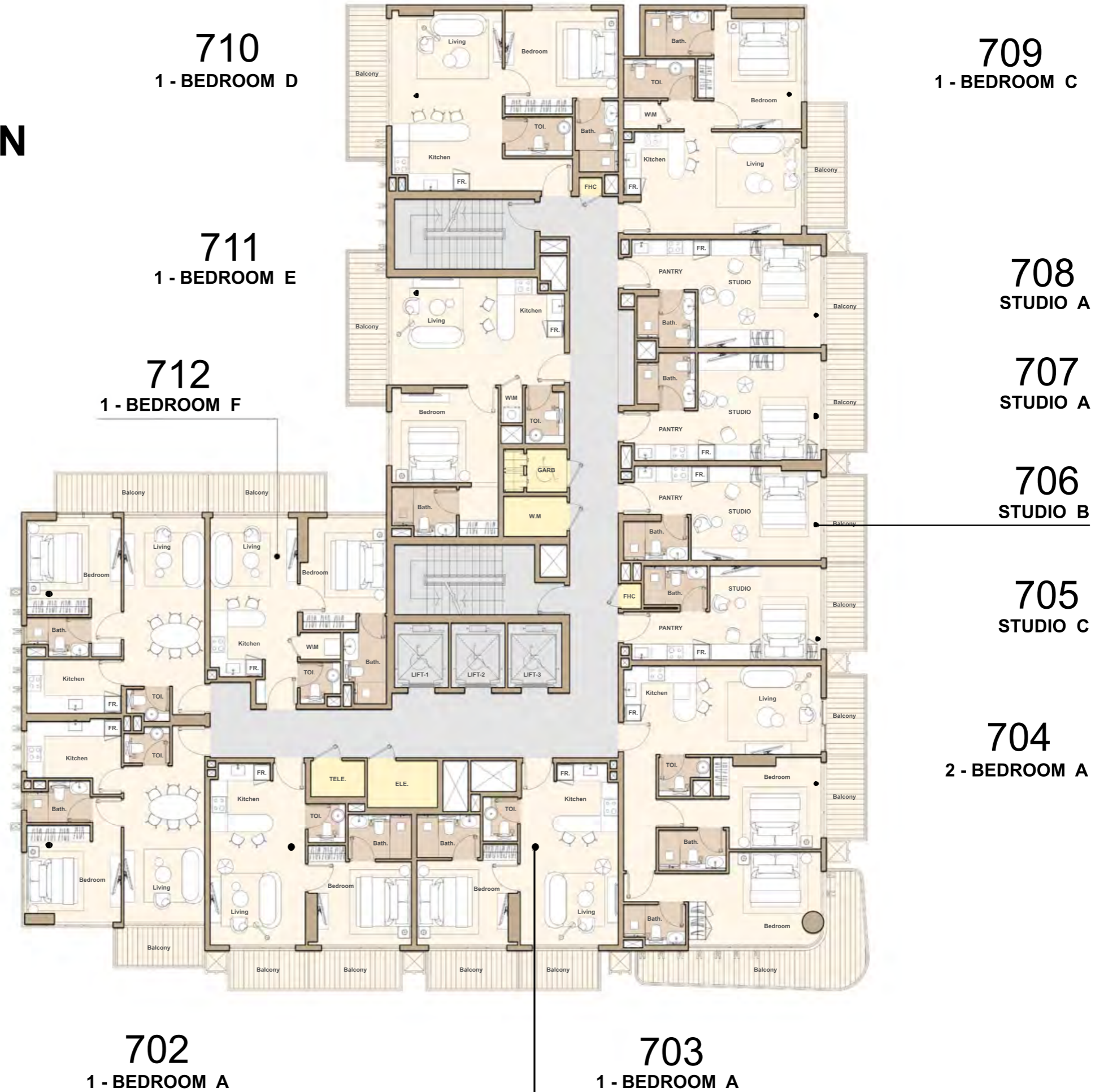
6th FLOOR PLAN





LUME

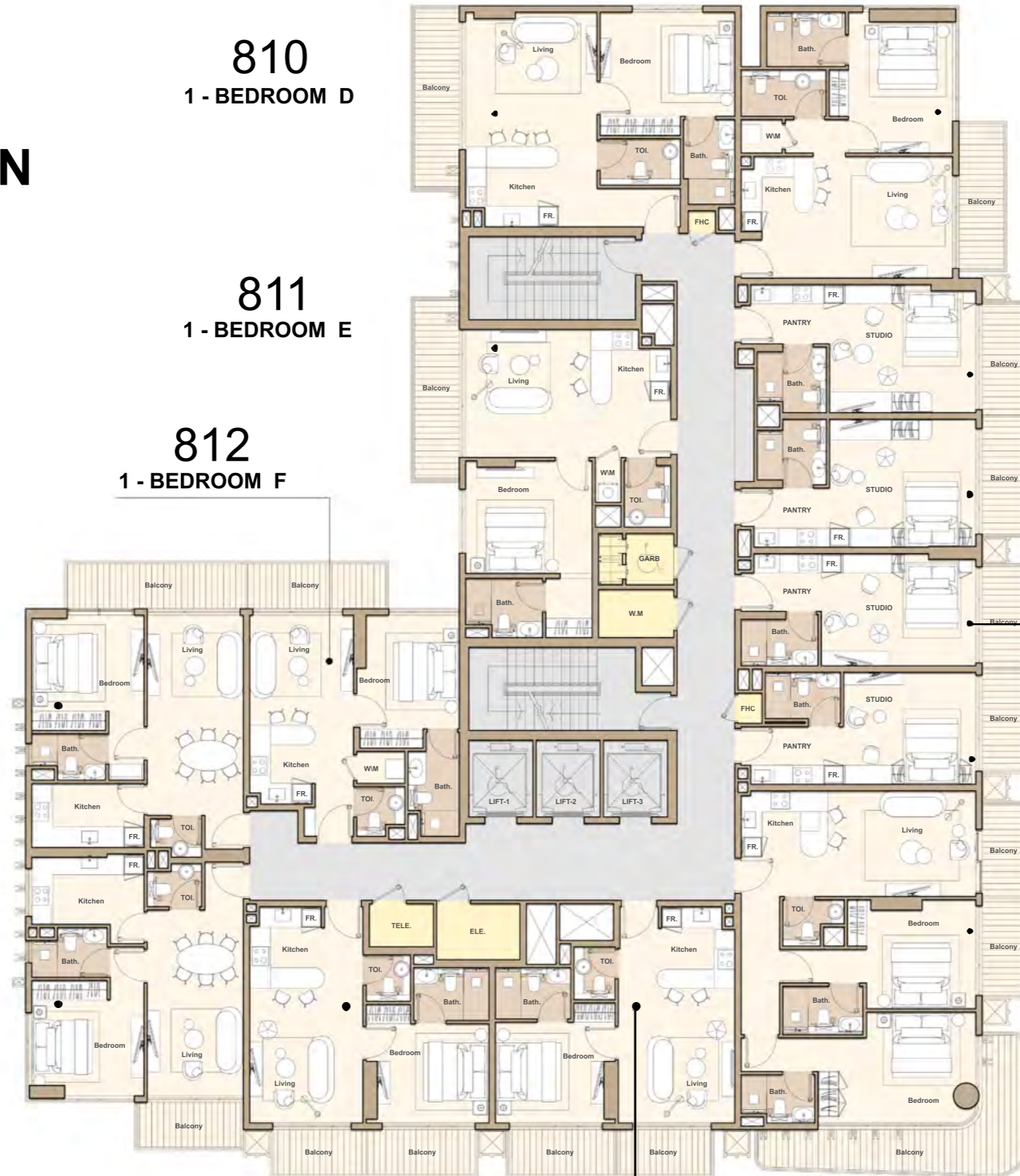
7th FLOOR PLAN





LUME

8th FLOOR PLAN



810
1 - BEDROOM D

809
1 - BEDROOM C

811
1 - BEDROOM E

808
STUDIO A

812
1 - BEDROOM F

807
STUDIO A

813
1 - BEDROOM G

806
STUDIO B

801
1 - BEDROOM B

805
STUDIO C

804
2 - BEDROOM A

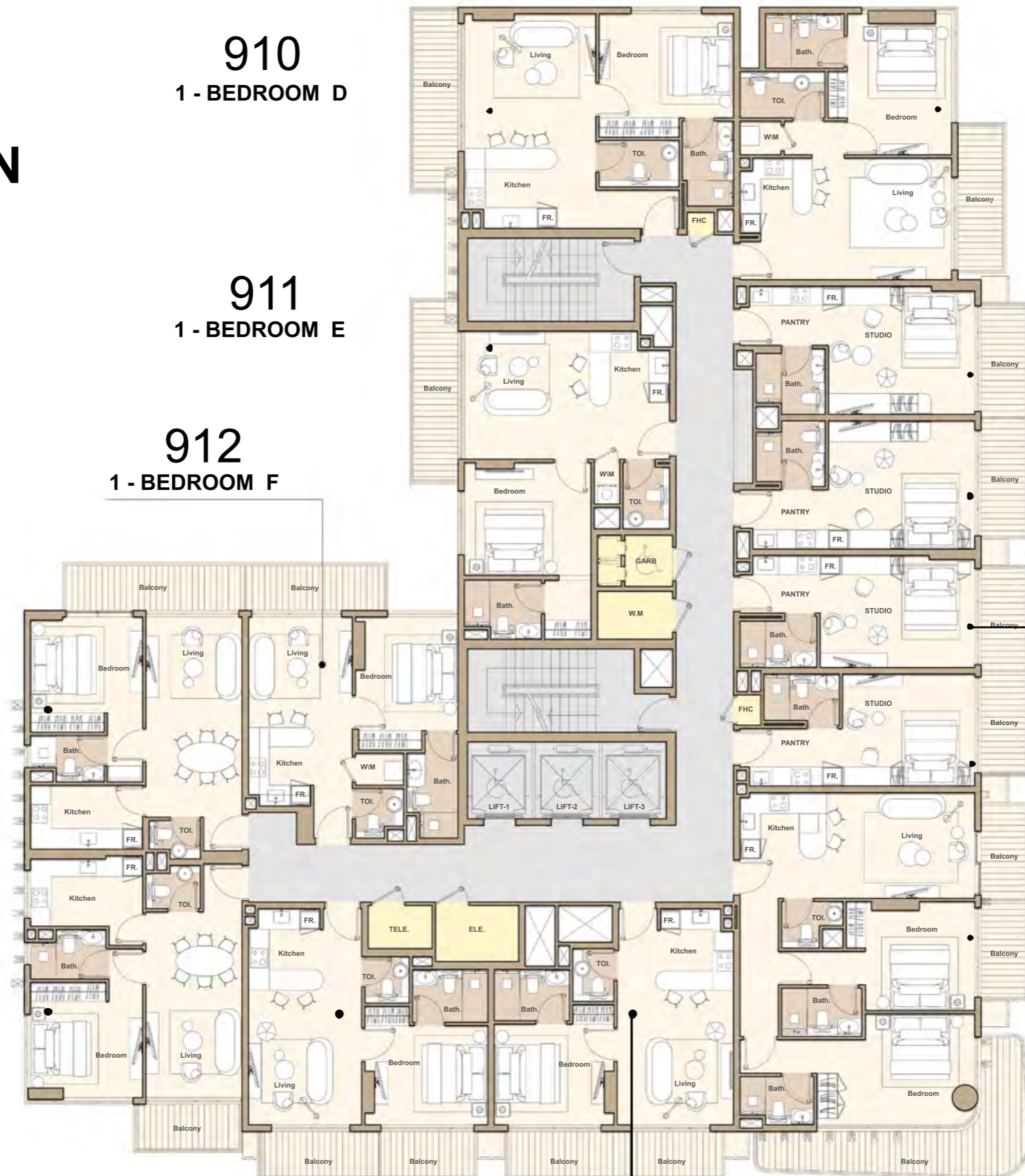
802
1 - BEDROOM A

803
1 - BEDROOM A



LUME

9th FLOOR PLAN



910
1 - BEDROOM D

909
1 - BEDROOM C

911
1 - BEDROOM E

908
STUDIO A

912
1 - BEDROOM F

907
STUDIO A

913
1 - BEDROOM G

906
STUDIO B

901
1 - BEDROOM B

905
STUDIO C

904
2 - BEDROOM A

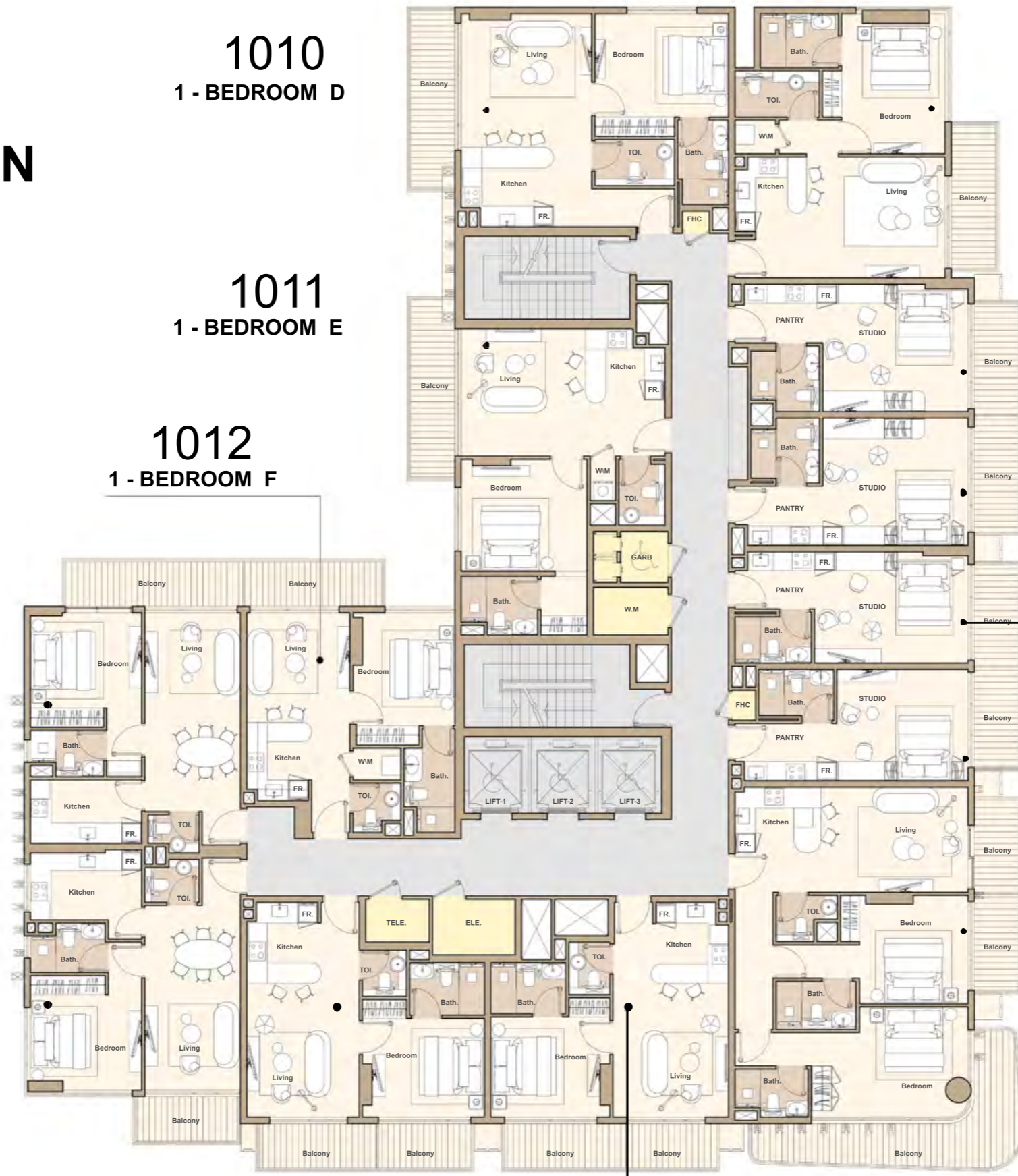
902
1 - BEDROOM A

903
1 - BEDROOM A



LUME

10th FLOOR PLAN



1010
1 - BEDROOM D

1009
1 - BEDROOM C

1011
1 - BEDROOM E

1008
STUDIO A

1012
1 - BEDROOM F

1007
STUDIO A

1013
1 - BEDROOM G

1006
STUDIO B

1001
1 - BEDROOM B

1005
STUDIO C

1004
2 - BEDROOM A

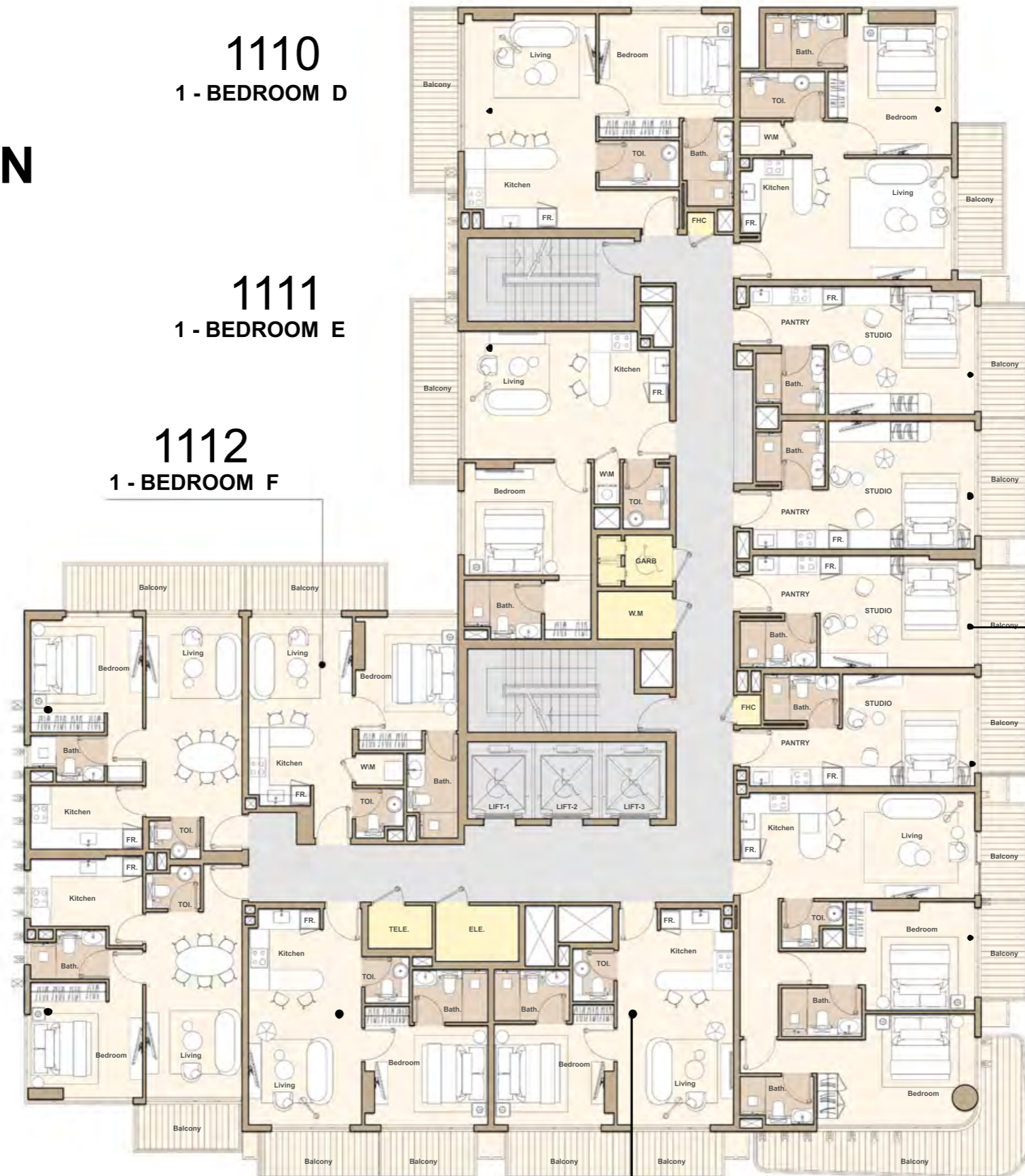
1002
1 - BEDROOM A

1003
1 - BEDROOM A



LUME

11th FLOOR PLAN



1110
1 - BEDROOM D

1109
1 - BEDROOM C

1111
1 - BEDROOM E

1108
STUDIO A

1112
1 - BEDROOM F

1107
STUDIO A

1113
1 - BEDROOM G

1106
STUDIO B

1101
1 - BEDROOM B

1105
STUDIO C

1104
2 - BEDROOM A

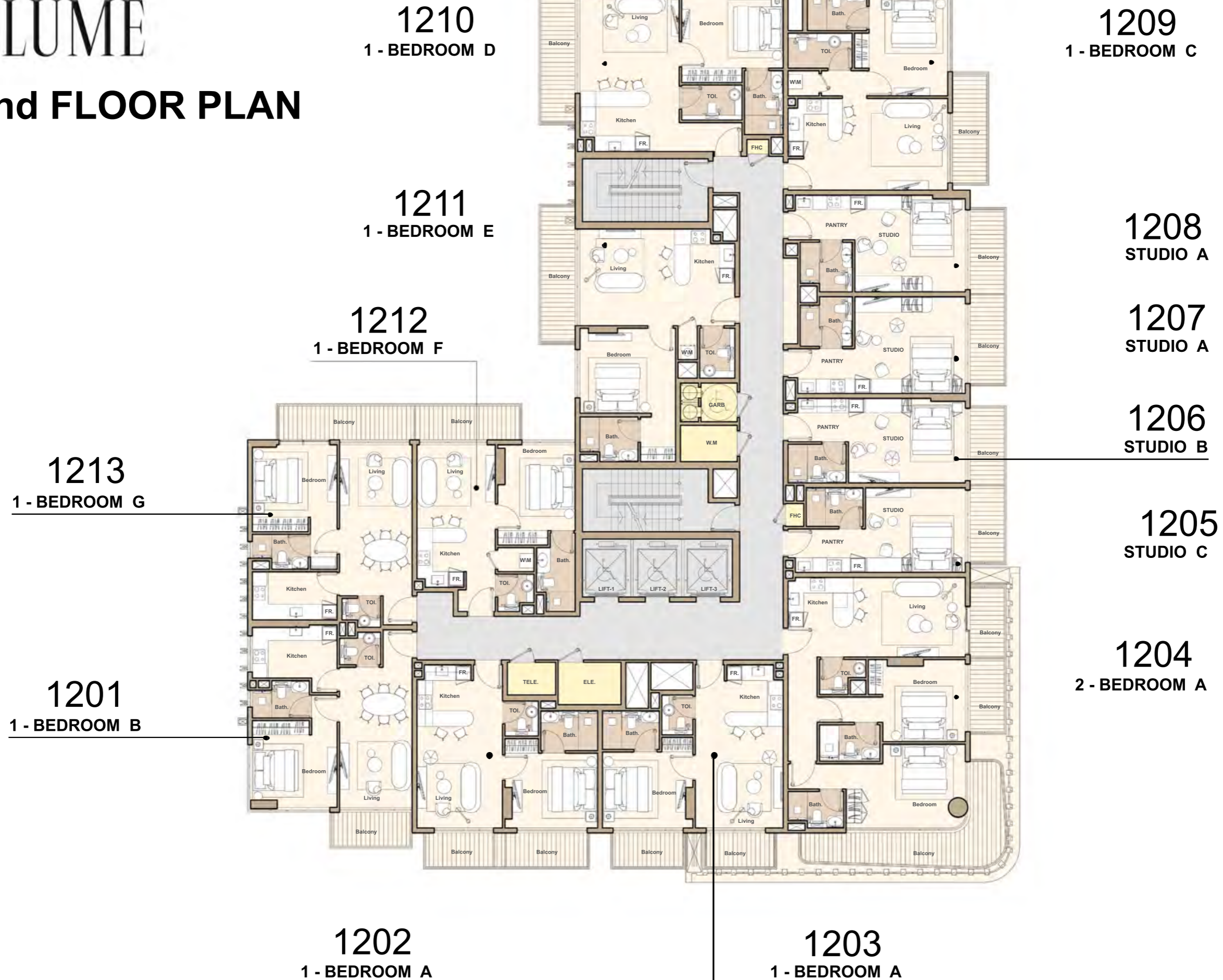
1102
1 - BEDROOM A

1103
1 - BEDROOM A



LUME

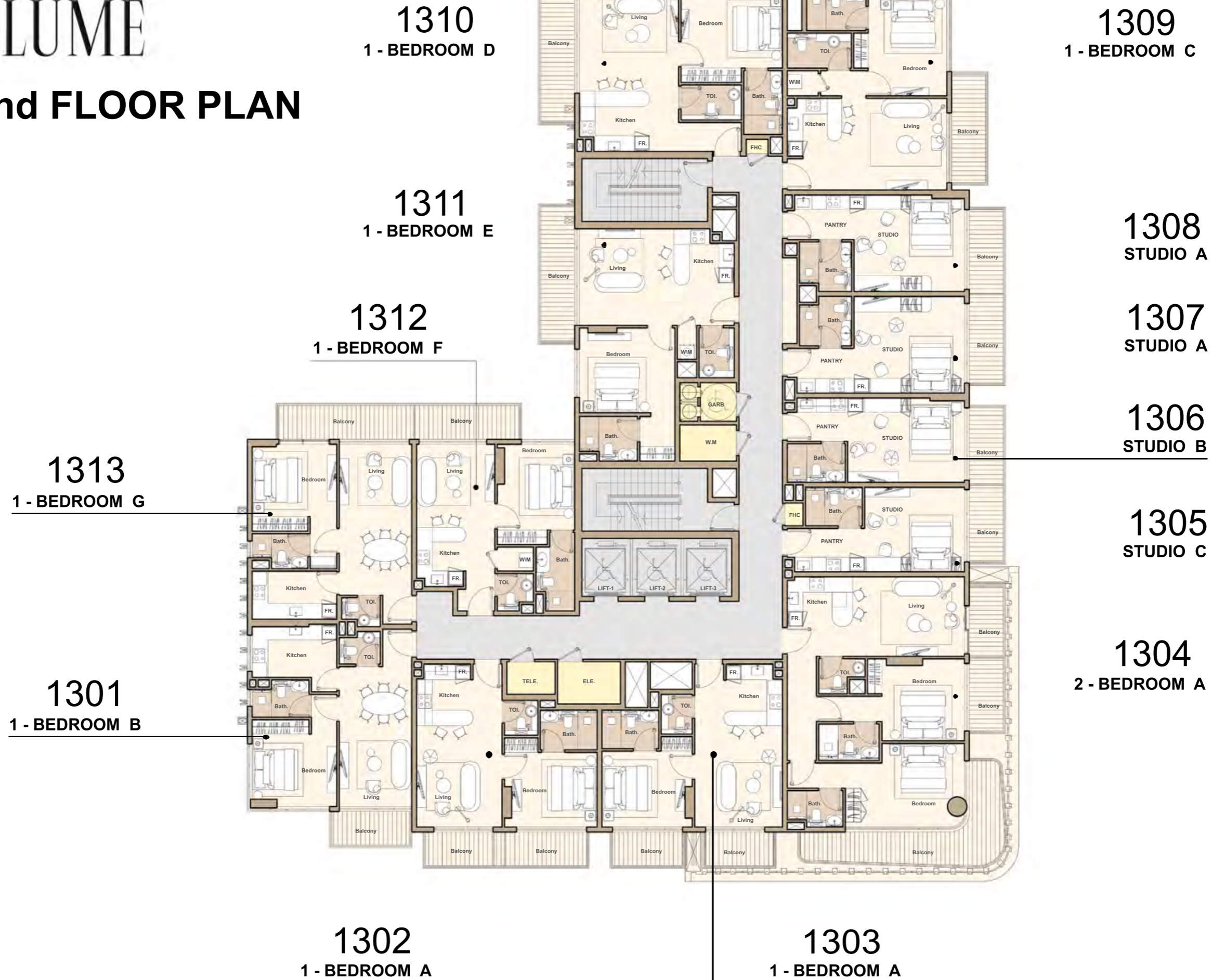
12nd FLOOR PLAN





LUME

13th FLOOR PLAN





LUME

14th FLOOR PLAN

1410
1 - BEDROOM D

1409
1 - BEDROOM C

1411
1 - BEDROOM E

1408
STUDIO A

1412
1 - BEDROOM F

1407
STUDIO A

1413
1 - BEDROOM G

1406
STUDIO B

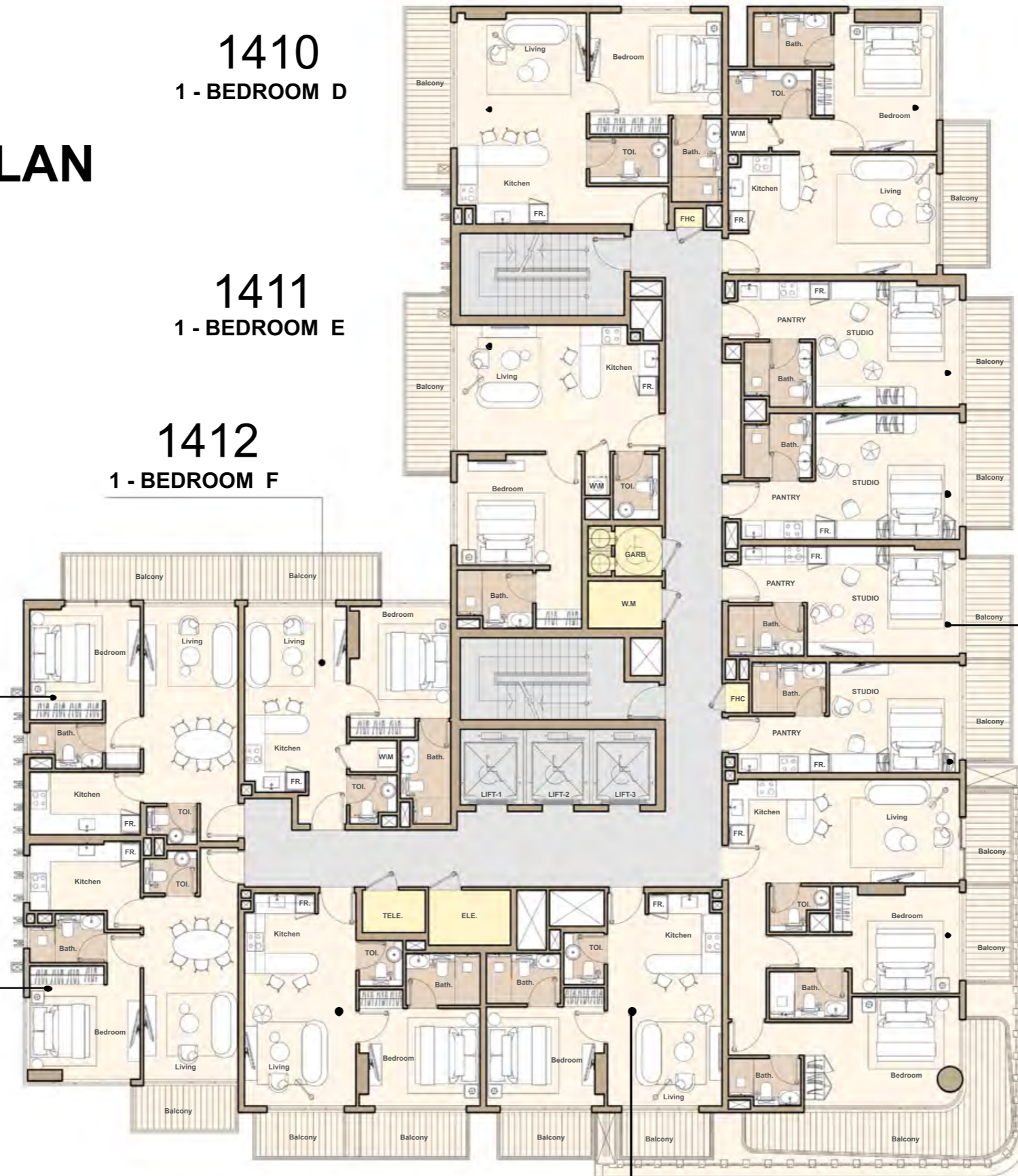
1401
1 - BEDROOM B

1405
STUDIO C

1404
2 - BEDROOM A

1402
1 - BEDROOM A

1403
1 - BEDROOM A



A large, glowing golden sphere with a textured surface, partially obscured by a light blue background. The sphere is positioned in the upper half of the frame. At the bottom of the image, there are several horizontal lines of varying thickness and color, ranging from dark brown to light beige, creating a layered effect.

INDIVIDUAL FLOOR PLANS

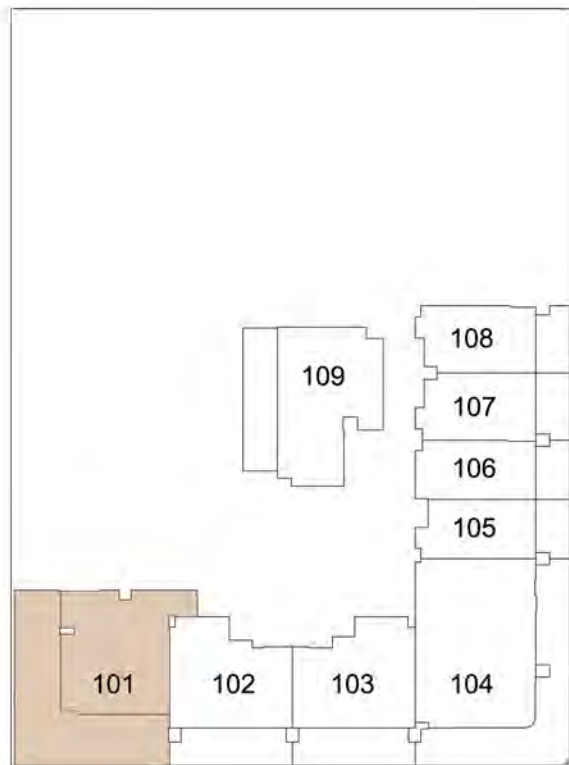


1ST FLOOR

LUME

UNIT : 101 1 - BEDROOM TYPE B

APARTMENT AREA	585.02 SQ.FT.
BALCONY AREA	572.53 SQ.FT.
TOTAL AREA	1157.55 SQ.FT.

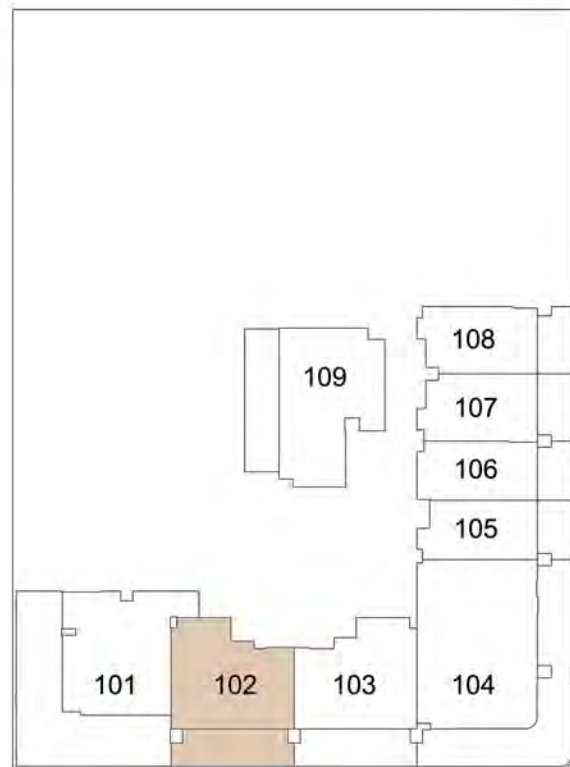
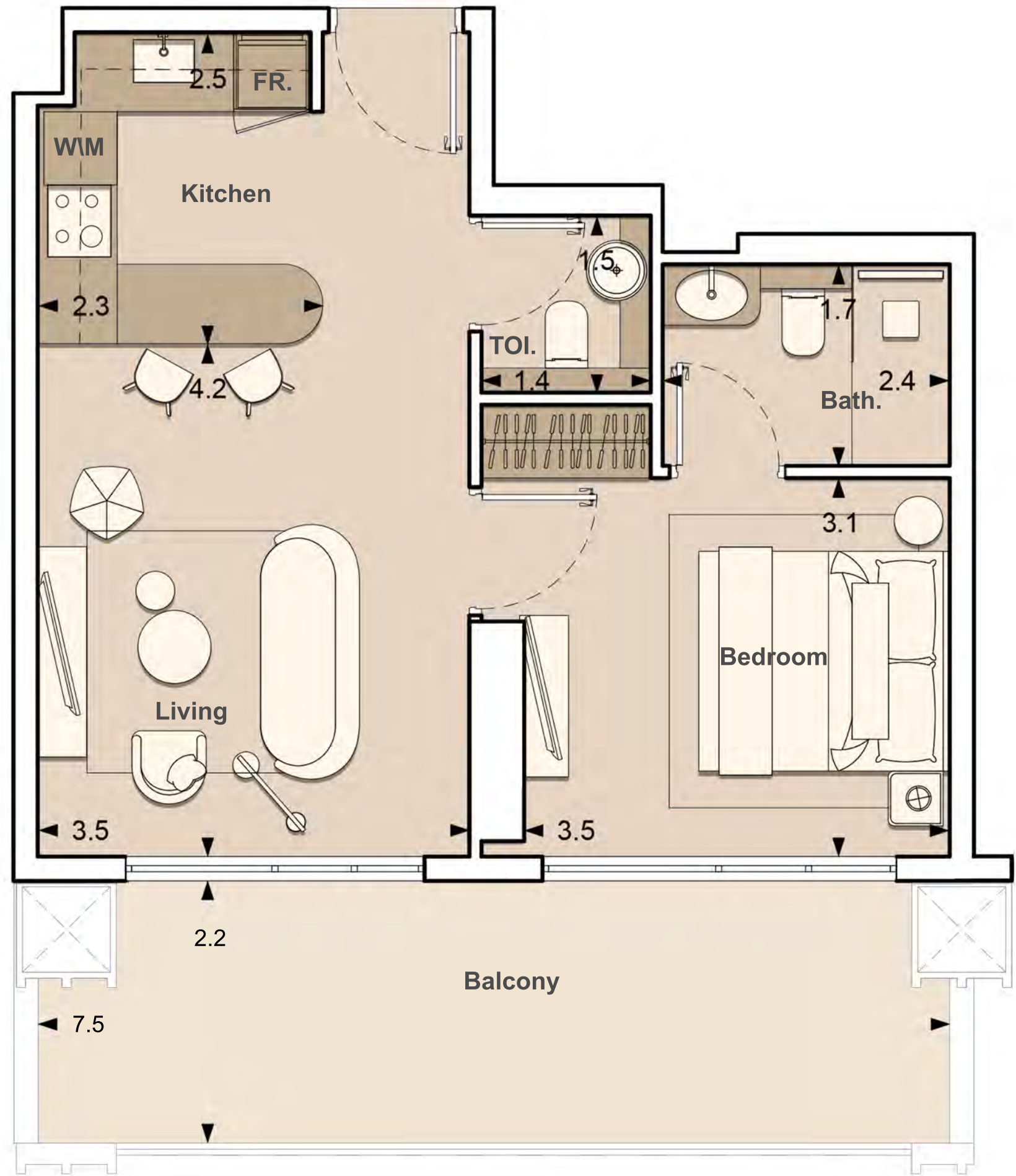


1. All dimensions are in imperial and metric, and measured to structural elements and exclude wall finishes and construction tolerances. 2. All materials, dimensions, and drawings are approximate only. 3. Information is subject to change without notice at developer's absolute discretion. 4. Actual area may vary from the stated area. 5. Drawings not to scale. 6. All images used are for illustrative purposes only and do not represent the actual size, features, specifications, fittings, and furnishings. 7. The developer reserves the right to make revisions / alterations, at its absolute discretion, without any liability whatsoever.

LUME

UNIT : 102 1 BEDROOM TYPE A

APARTMENT AREA	497.51 SQ.FT.
BALCONY AREA	181.69 SQ.FT.
TOTAL AREA	679.20 SQ.FT.

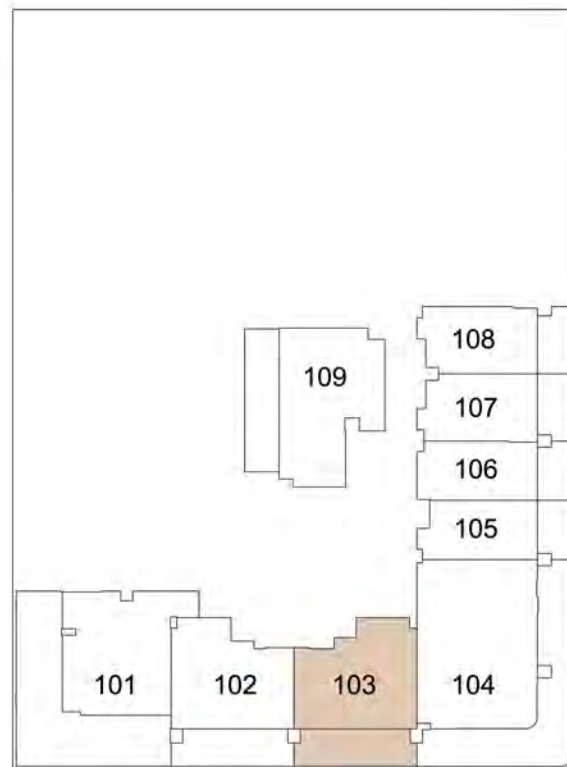


1. All dimensions are in imperial and metric, and measured to structural elements and exclude wall finishes and construction tolerances. 2. All materials, dimensions, and drawings are approximate only. 3. Information is subject to change without notice at developer's absolute discretion. 4. Actual area may vary from the stated area. 5. Drawings not to scale. 6. All images used are for illustrative purposes only and do not represent the actual size, features, specifications, fittings, and furnishings. 7. The developer reserves the right to make revisions / alterations, at its absolute discretion, without any liability whatsoever.

LUME

UNIT : 103 1 BEDROOM TYPE A

APARTMENT AREA	500.20	SQ.FT.
BALCONY AREA	184.49	SQ.FT.
TOTAL AREA	684.69	SQ.FT.

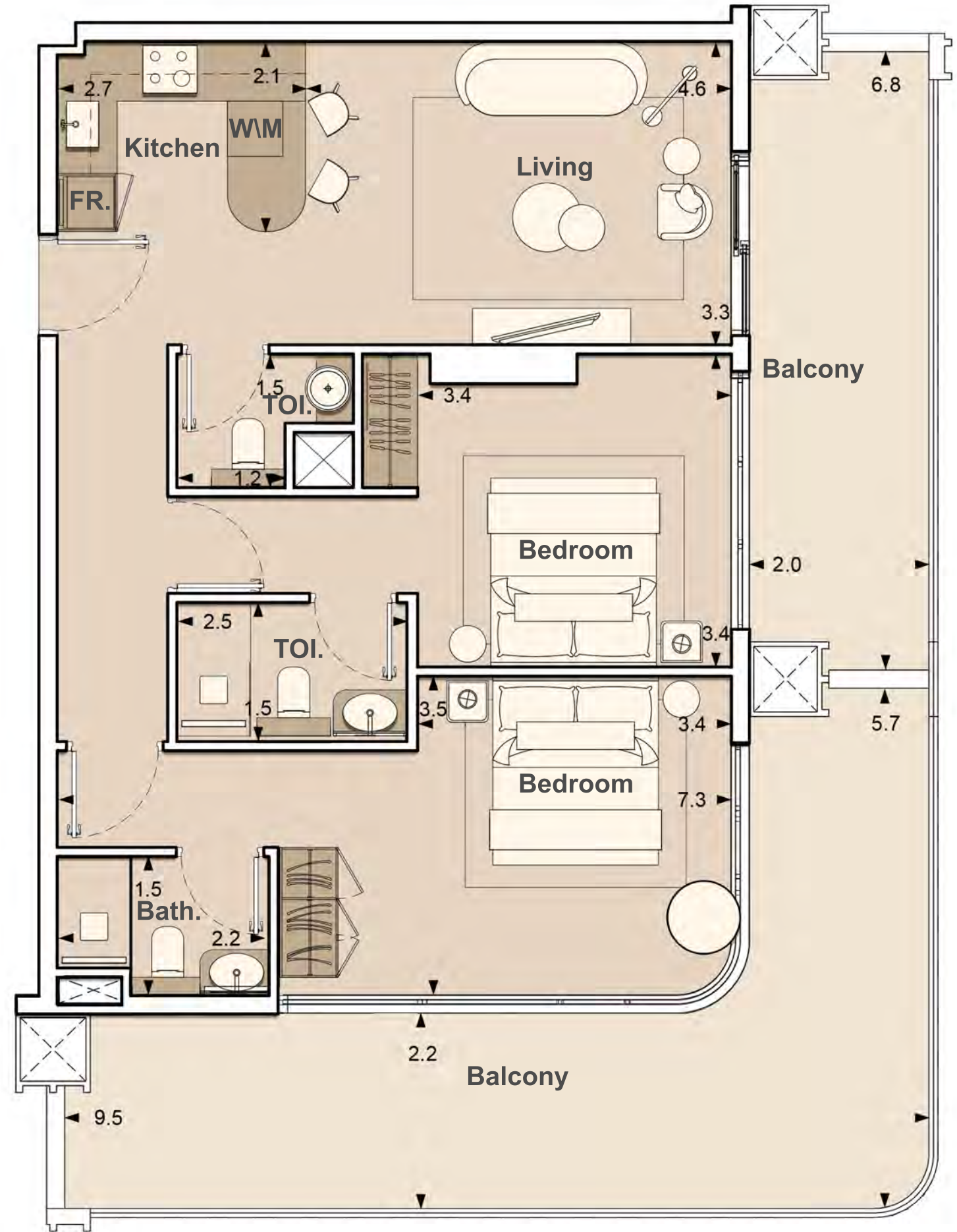
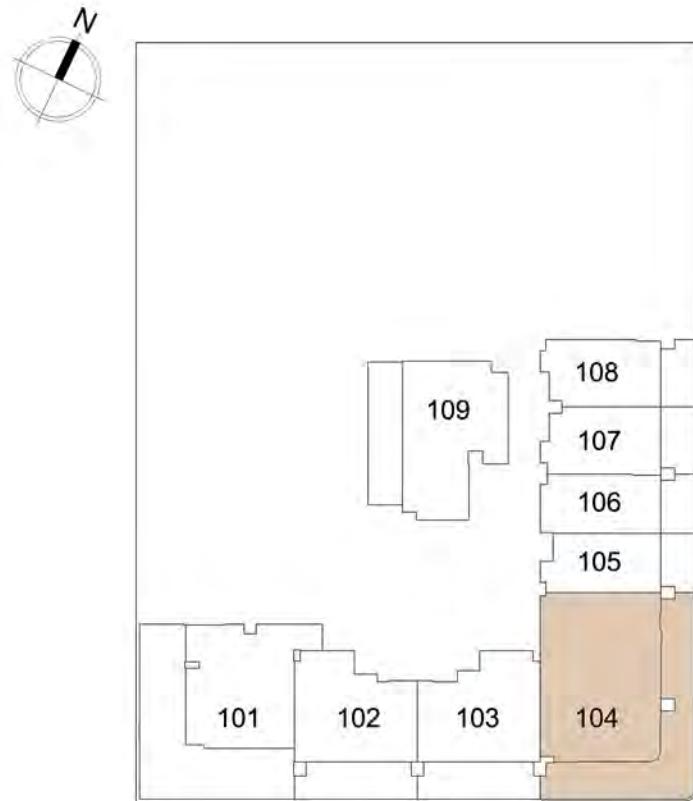


1. All dimensions are in imperial and metric, and measured to structural elements and exclude wall finishes and construction tolerances. 2. All materials, dimensions, and drawings are approximate only. 3. Information is subject to change without notice at developer's absolute discretion. 4. Actual area may vary from the stated area. 5. Drawings not to scale. 6. All images used are for illustrative purposes only and do not represent the actual size, features, specifications, fittings, and furnishings. 7. The developer reserves the right to make revisions / alterations, at its absolute discretion, without any liability whatsoever.

LUME

UNIT : 104 2 - BEDROOM TYPE A

APARTMENT AREA	843.35 SQ.FT.
BALCONY AREA	474.58 SQ.FT.
TOTAL AREA	1317.93 SQ.FT.

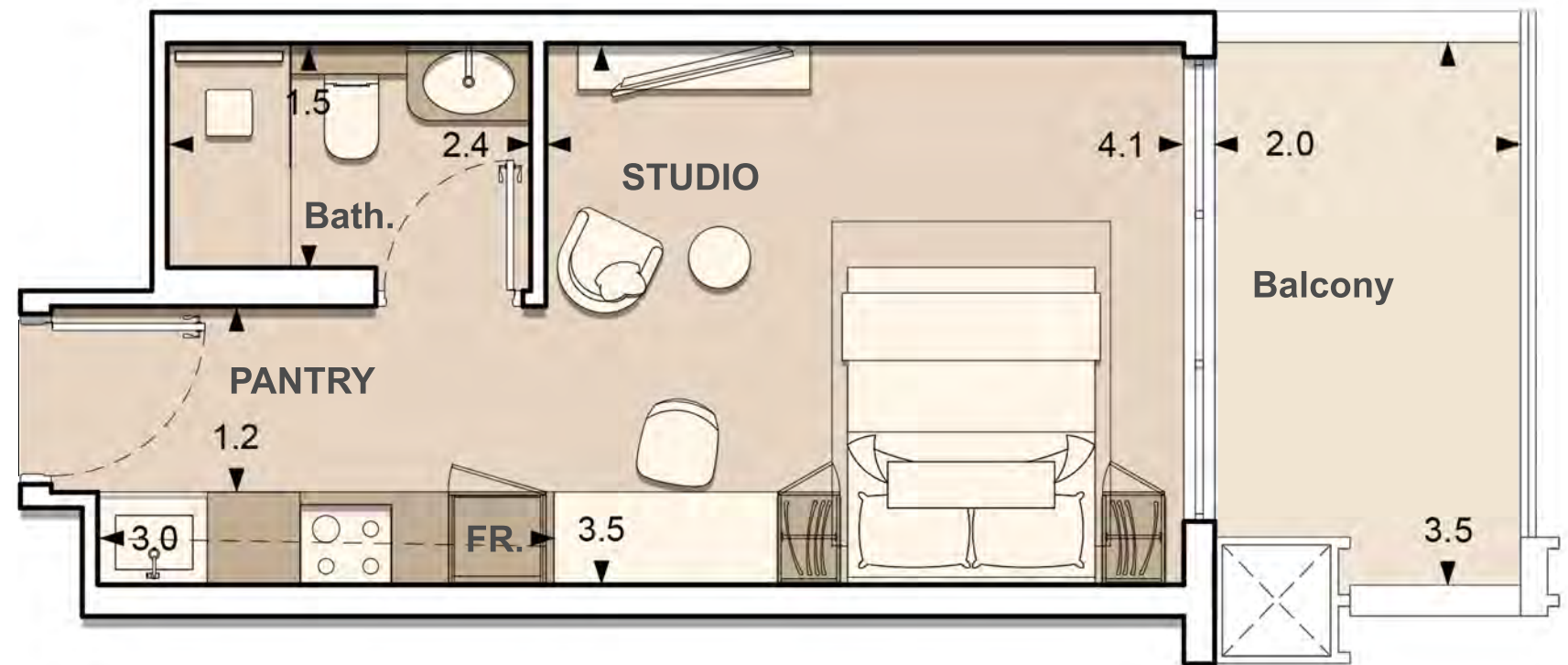
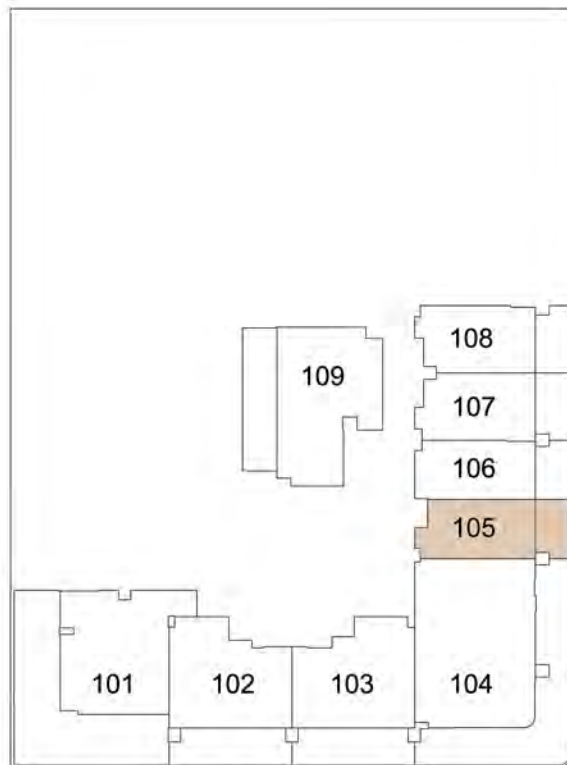


1. All dimensions are in imperial and metric, and measured to structural elements and exclude wall finishes and construction tolerances. 2. All materials, dimensions, and drawings are approximate only. 3. Information is subject to change without notice at developer's absolute discretion. 4. Actual area may vary from the stated area. 5. Drawings not to scale. 6. All images used are for illustrative purposes only and do not represent the actual size, features, specifications, fittings, and furnishings. 7. The developer reserves the right to make revisions / alterations, at its absolute discretion, without any liability whatsoever.

LUME

UNIT : 105 STUDIO TYPE c

APARTMENT AREA	282.34 SQ.FT.
BALCONY AREA	82.02 SQ.FT.
TOTAL AREA	364.36 SQ.FT.

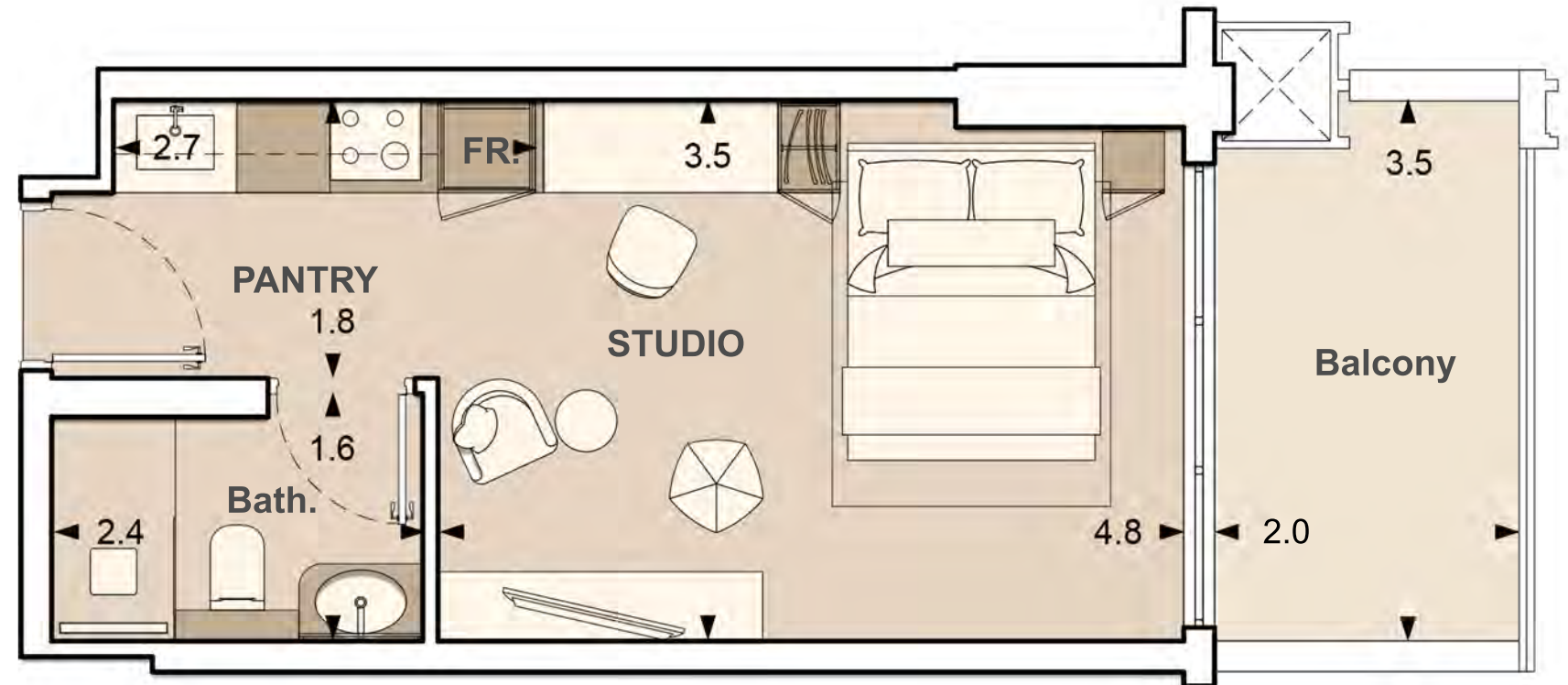
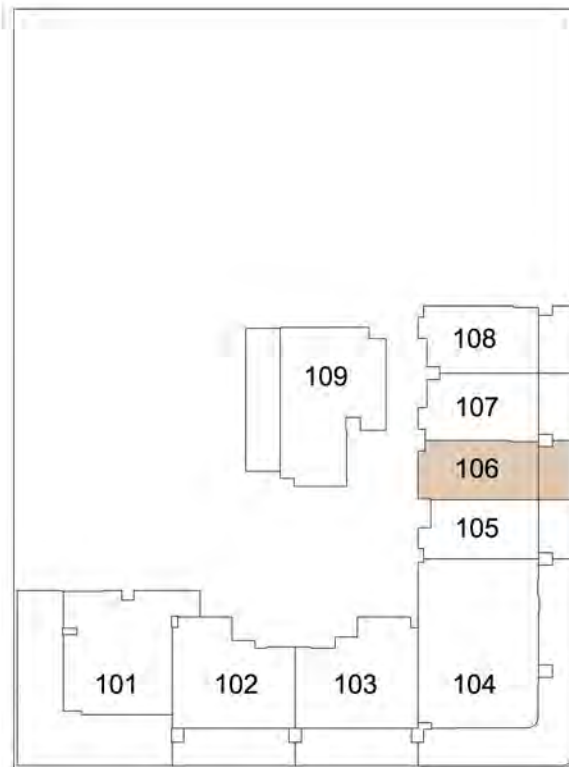


1. All dimensions are in imperial and metric, and measured to structural elements and exclude wall finishes and construction tolerances. 2. All materials, dimensions, and drawings are approximate only. 3. Information is subject to change without notice at developer's absolute discretion. 4. Actual area may vary from the stated area. 5. Drawings not to scale. 6. All images used are for illustrative purposes only and do not represent the actual size, features, specifications, fittings, and furnishings. 7. The developer reserves the right to make revisions / alterations, at its absolute discretion, without any liability whatsoever.

LUME

UNIT : 106 STUDIO TYPE B

APARTMENT AREA	294.61 SQ.FT.
BALCONY AREA	82.02 SQ.FT.
TOTAL AREA	376.63 SQ.FT.

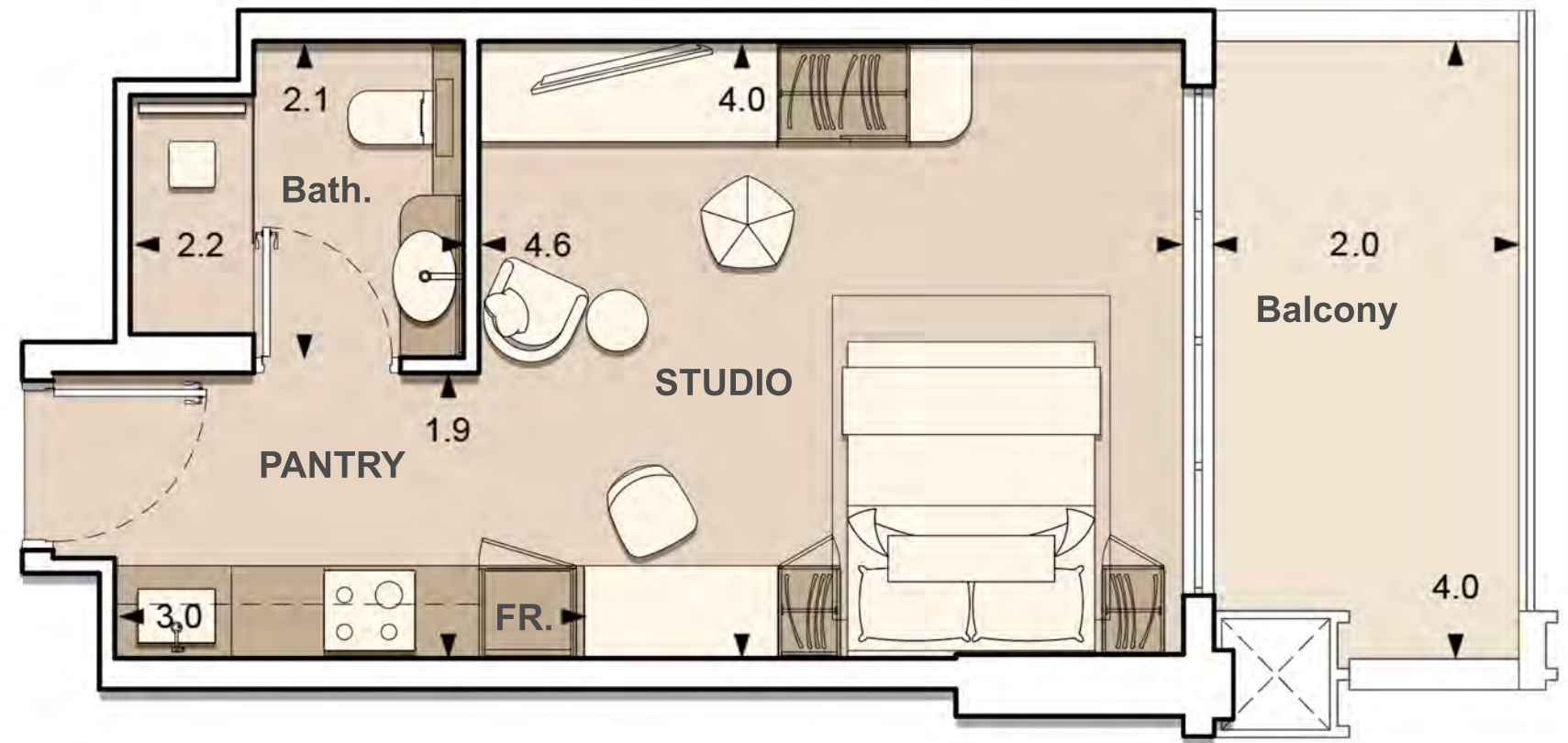
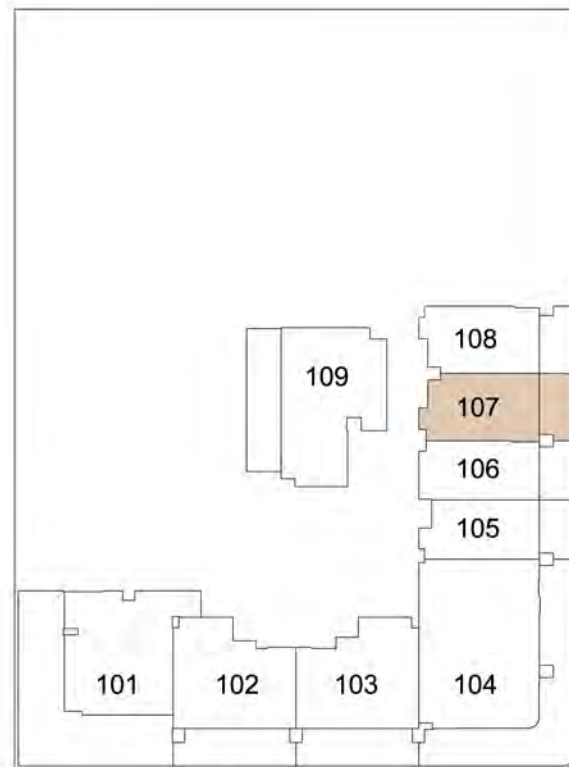


1. All dimensions are in imperial and metric, and measured to structural elements and exclude wall finishes and construction tolerances. 2. All materials, dimensions, and drawings are approximate only. 3. Information is subject to change without notice at developer's absolute discretion. 4. Actual area may vary from the stated area. 5. Drawings not to scale. 6. All images used are for illustrative purposes only and do not represent the actual size, features, specifications, fittings, and furnishings. 7. The developer reserves the right to make revisions / alterations, at its absolute discretion, without any liability whatsoever.

LUME

UNIT : 107 STUDIO TYPE A

APARTMENT AREA	322.06 SQ.FT.
BALCONY AREA	93.65 SQ.FT.
TOTAL AREA	415.70 SQ.FT.


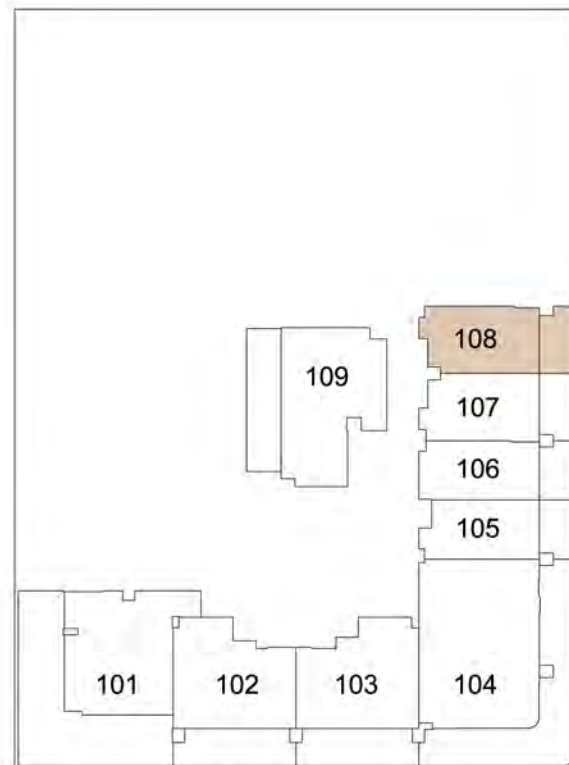


1. All dimensions are in imperial and metric, and measured to structural elements and exclude wall finishes and construction tolerances. 2. All materials, dimensions, and drawings are approximate only. 3. Information is subject to change without notice at developer's absolute discretion. 4. Actual area may vary from the stated area. 5. Drawings not to scale. 6. All images used are for illustrative purposes only and do not represent the actual size, features, specifications, fittings, and furnishings. 7. The developer reserves the right to make revisions / alterations, at its absolute discretion, without any liability whatsoever.

LUME

UNIT : 108 STUDIO TYPE A

APARTMENT AREA	319.58	SQ.FT.
BALCONY AREA	91.82	SQ.FT.
TOTAL AREA	411.40	SQ.FT.

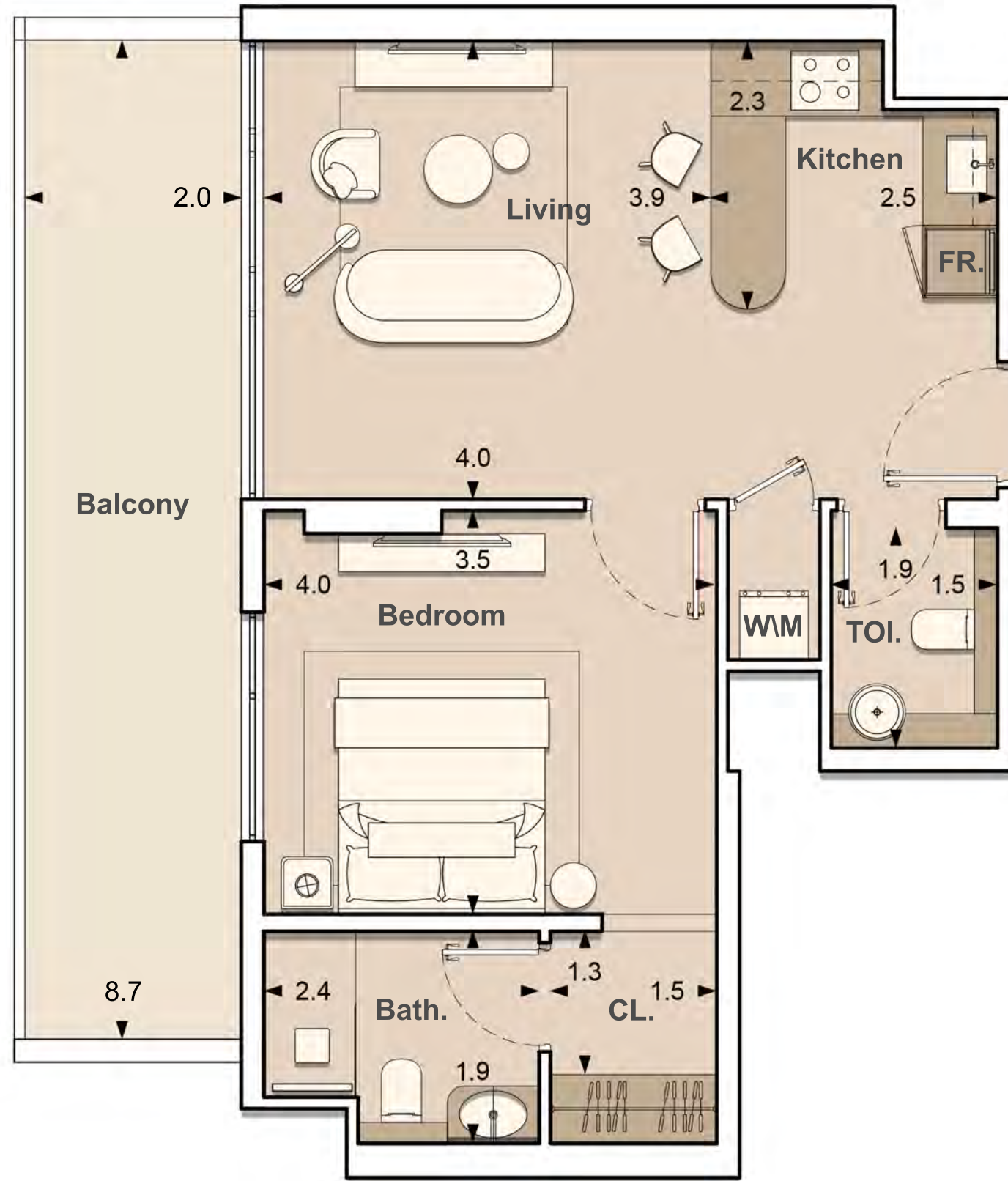
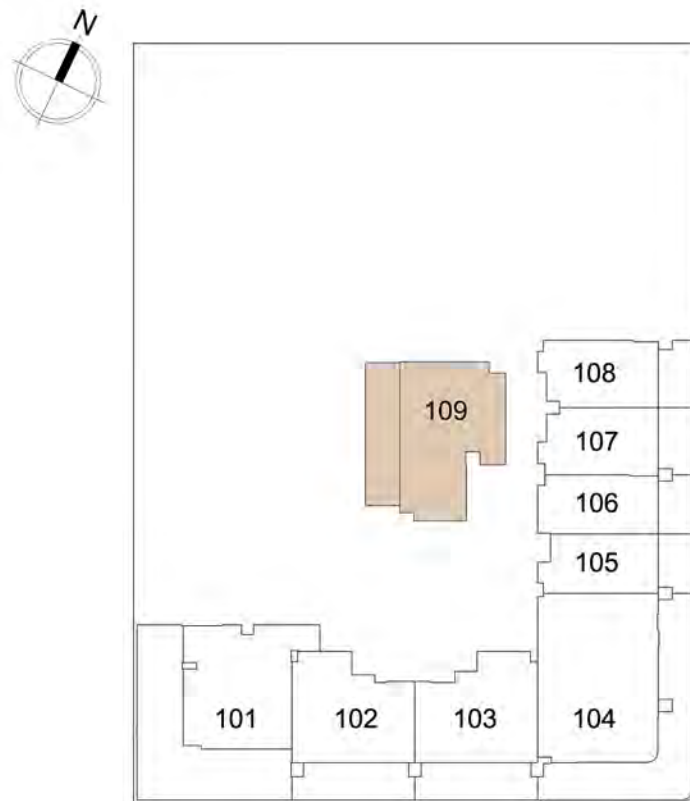


1. All dimensions are in imperial and metric, and measured to structural elements and exclude wall finishes and construction tolerances. 2. All materials, dimensions, and drawings are approximate only. 3. Information is subject to change without notice at developer's absolute discretion. 4. Actual area may vary from the stated area. 5. Drawings not to scale. 6. All images used are for illustrative purposes only and do not represent the actual size, features, specifications, fittings, and furnishings. 7. The developer reserves the right to make revisions / alterations, at its absolute discretion, without any liability whatsoever.

LUME

UNIT : 109 1 BEDROOM TYPE E

APARTMENT AREA	591.91	SQ.FT.
BALCONY AREA	206.45	SQ.FT.
TOTAL AREA	798.36	SQ.FT.



1. All dimensions are in imperial and metric, and measured to structural elements and exclude wall finishes and construction tolerances. 2. All materials, dimensions, and drawings are approximate only. 3. Information is subject to change without notice at developer's absolute discretion. 4. Actual area may vary from the stated area. 5. Drawings not to scale. 6. All images used are for illustrative purposes only and do not represent the actual size, features, specifications, fittings, and furnishings. 7. The developer reserves the right to make revisions / alterations, at its absolute discretion, without any liability whatsoever.

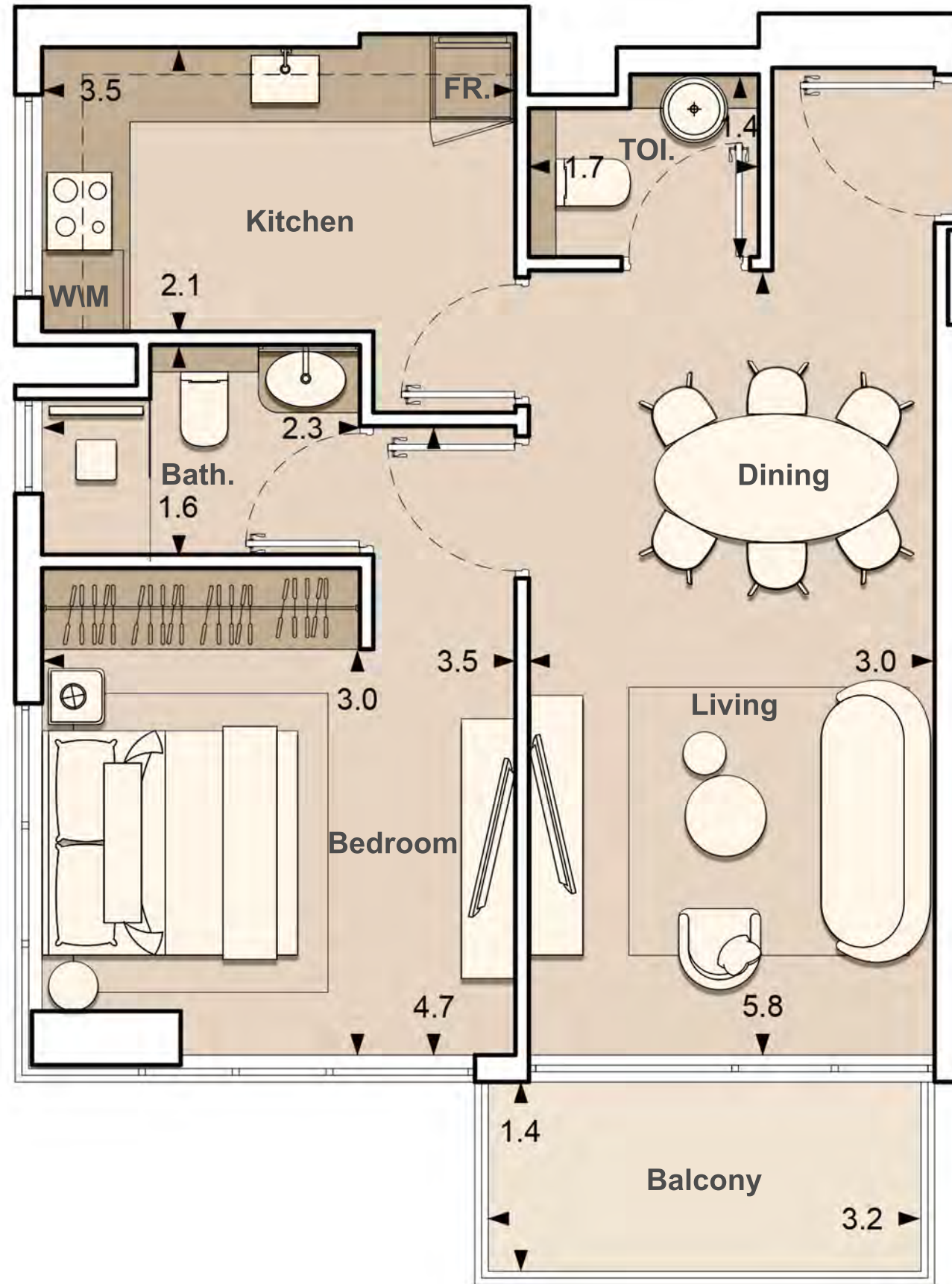
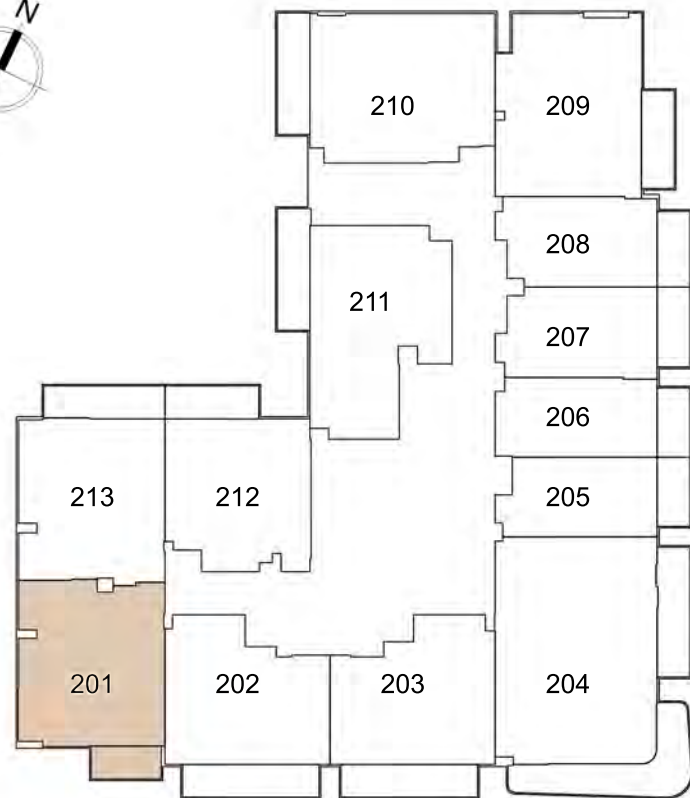


2ND FLOOR

LUME

UNIT : 201 1 - BEDROOM TYPE B

APARTMENT AREA	550.04 SQ.FT.
BALCONY AREA	53.39 SQ.FT.
TOTAL AREA	603.42 SQ.FT.

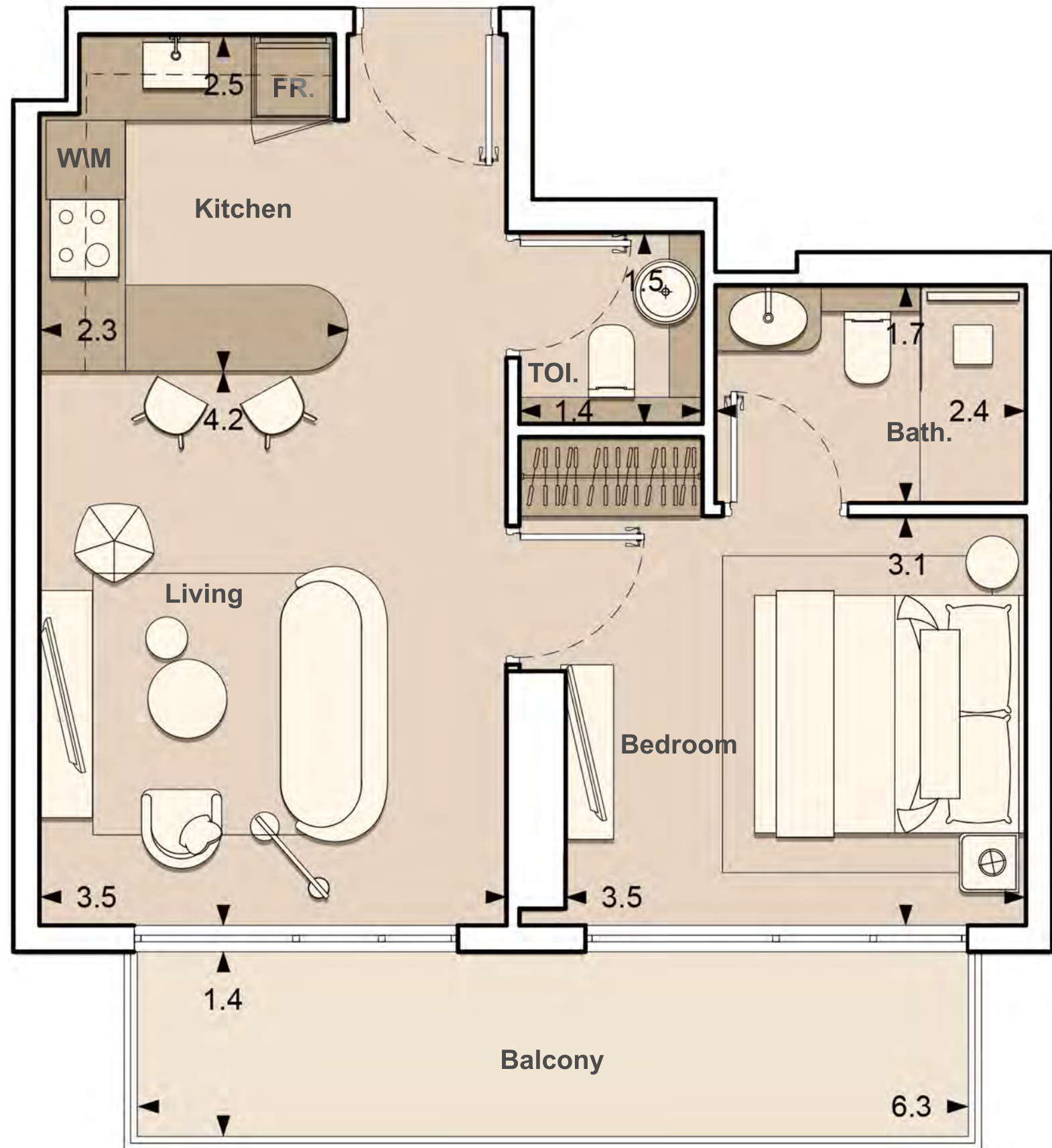
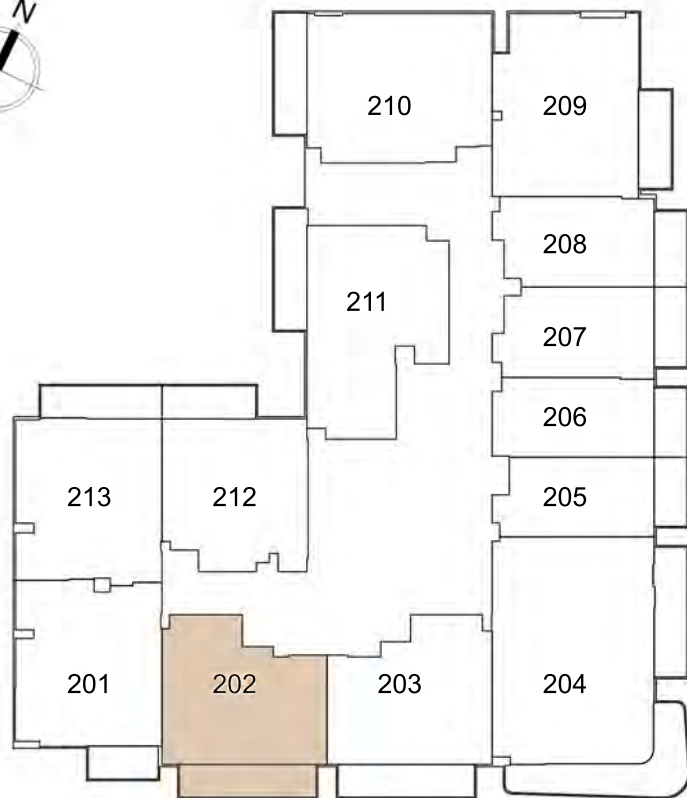


1. All dimensions are in imperial and metric, and measured to structural elements and exclude wall finishes and construction tolerances. 2. All materials, dimensions, and drawings are approximate only. 3. Information is subject to change without notice at developer's absolute discretion. 4. Actual area may vary from the stated area. 5. Drawings not to scale. 6. All images used are for illustrative purposes only and do not represent the actual size, features, specifications, fittings, and furnishings. 7. The developer reserves the right to make revisions / alterations, at its absolute discretion, without any liability whatsoever.

LUME

UNIT : 202 1 - BEDROOM TYPE A

APARTMENT AREA	497.51 SQ.FT.
BALCONY AREA	104.19 SQ.FT.
TOTAL AREA	601.70 SQ.FT.

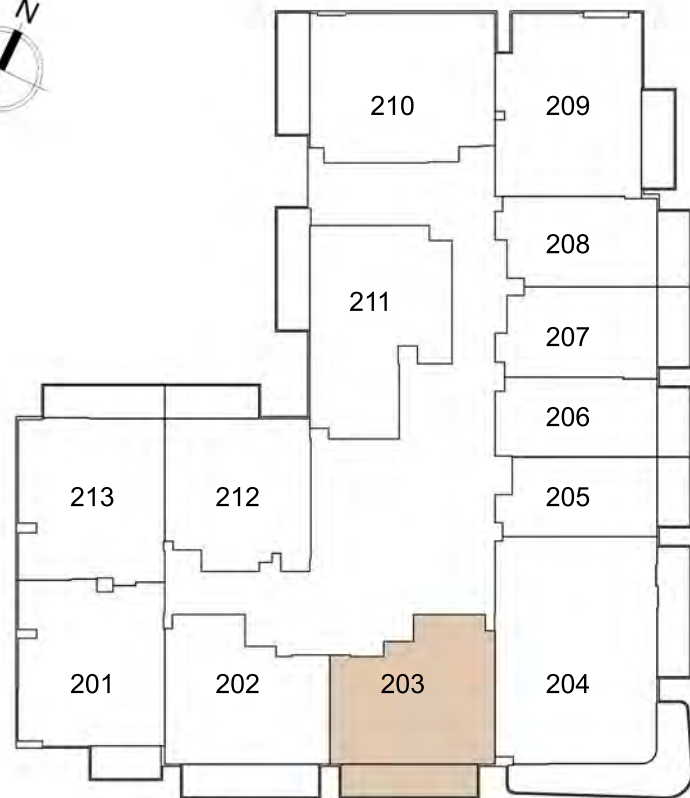


1. All dimensions are in imperial and metric, and measured to structural elements and exclude wall finishes and construction tolerances. 2. All materials, dimensions, and drawings are approximate only. 3. Information is subject to change without notice at developer's absolute discretion. 4. Actual area may vary from the stated area. 5. Drawings not to scale. 6. All images used are for illustrative purposes only and do not represent the actual size, features, specifications, fittings, and furnishings. 7. The developer reserves the right to make revisions / alterations, at its absolute discretion, without any liability whatsoever.

LUME

UNIT : 203 1 - BEDROOM TYPE A

APARTMENT AREA	499.77	SQ.FT.
BALCONY AREA	104.19	SQ.FT.
TOTAL AREA	603.96	SQ.FT.

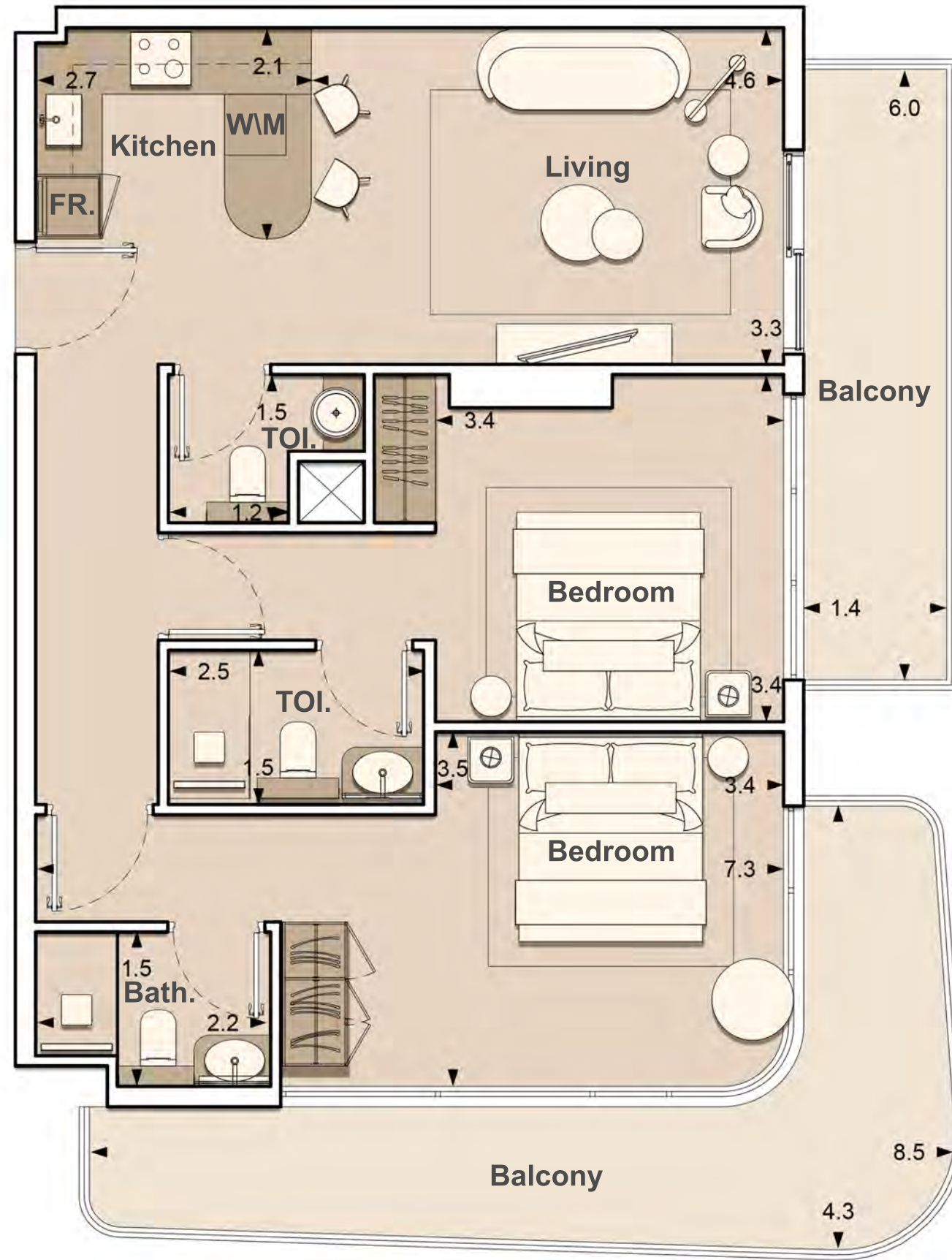
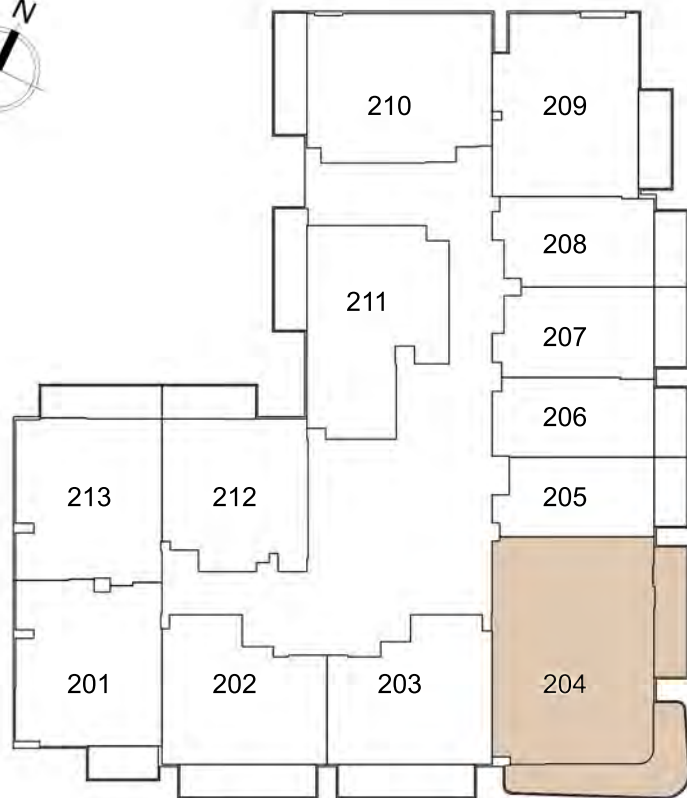


1. All dimensions are in imperial and metric, and measured to structural elements and exclude wall finishes and construction tolerances. 2. All materials, dimensions, and drawings are approximate only. 3. Information is subject to change without notice at developer's absolute discretion. 4. Actual area may vary from the stated area. 5. Drawings not to scale. 6. All images used are for illustrative purposes only and do not represent the actual size, features, specifications, fittings, and furnishings. 7. The developer reserves the right to make revisions / alterations, at its absolute discretion, without any liability whatsoever.

LUME

UNIT : 204 2 - BEDROOM TYPE A

APARTMENT AREA	843.57 SQ.FT.
BALCONY AREA	274.80 SQ.FT.
TOTAL AREA	1118.37 SQ.FT.

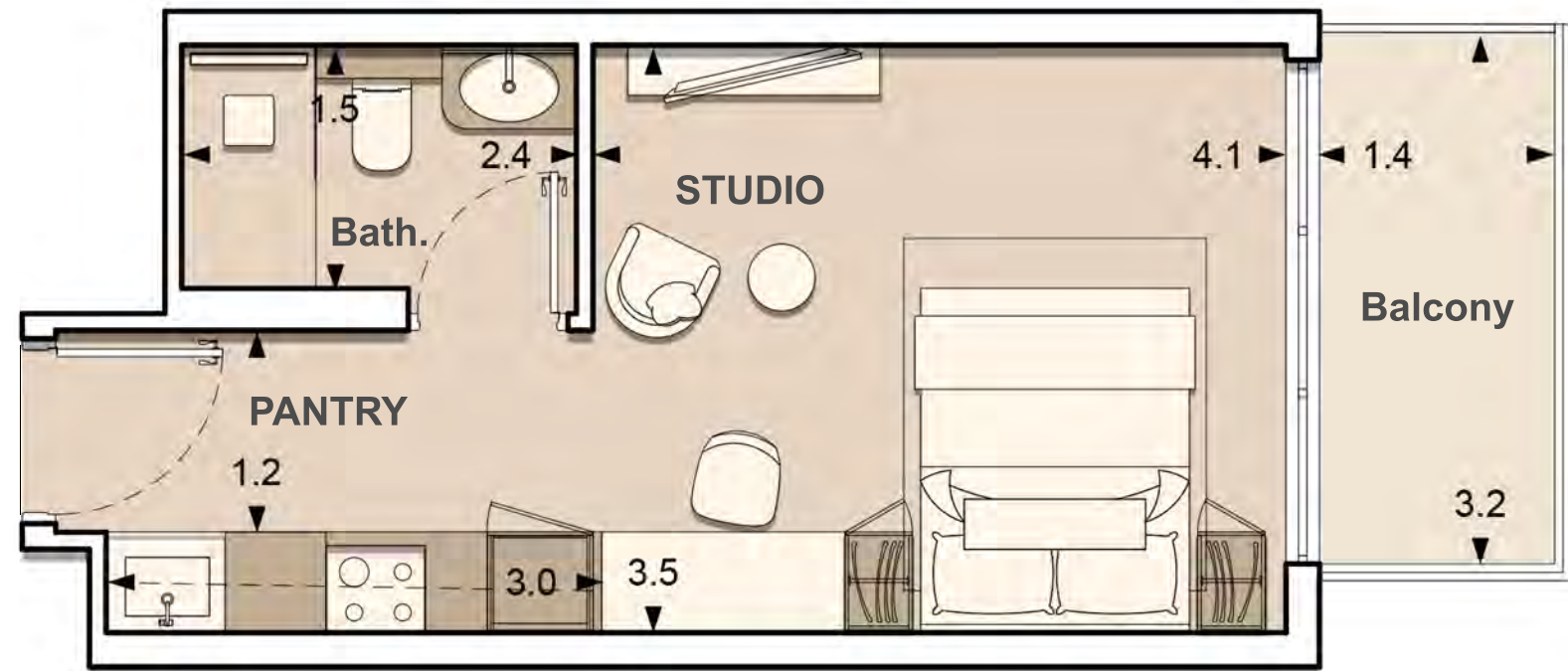
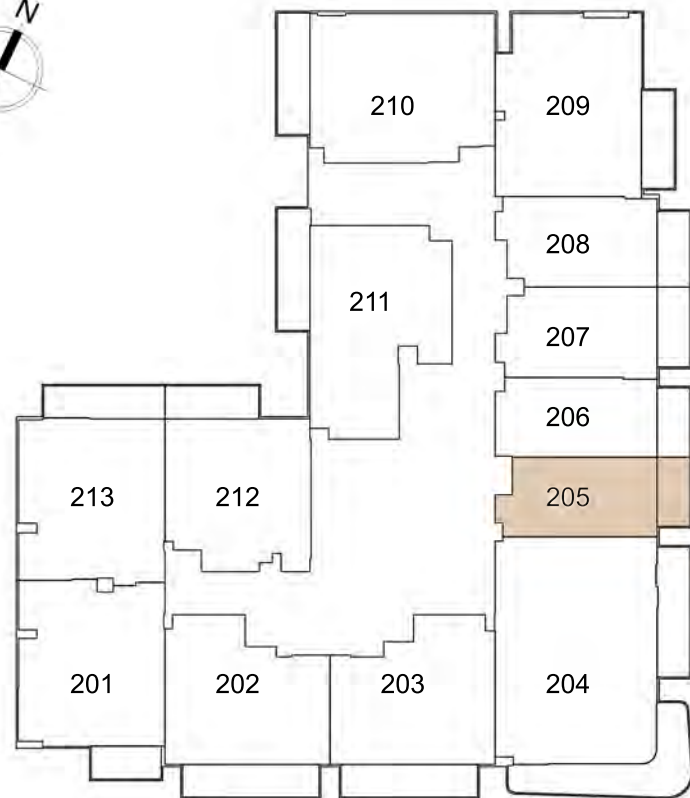


1. All dimensions are in imperial and metric, and measured to structural elements and exclude wall finishes and construction tolerances. 2. All materials, dimensions, and drawings are approximate only. 3. Information is subject to change without notice at developer's absolute discretion. 4. Actual area may vary from the stated area. 5. Drawings not to scale. 6. All images used are for illustrative purposes only and do not represent the actual size, features, specifications, fittings, and furnishings. 7. The developer reserves the right to make revisions / alterations, at its absolute discretion, without any liability whatsoever.

LUME

UNIT : 205 STUDIO TYPE C

APARTMENT AREA	282.34 SQ.FT.
BALCONY AREA	52.74 SQ.FT.
TOTAL AREA	335.08 SQ.FT.

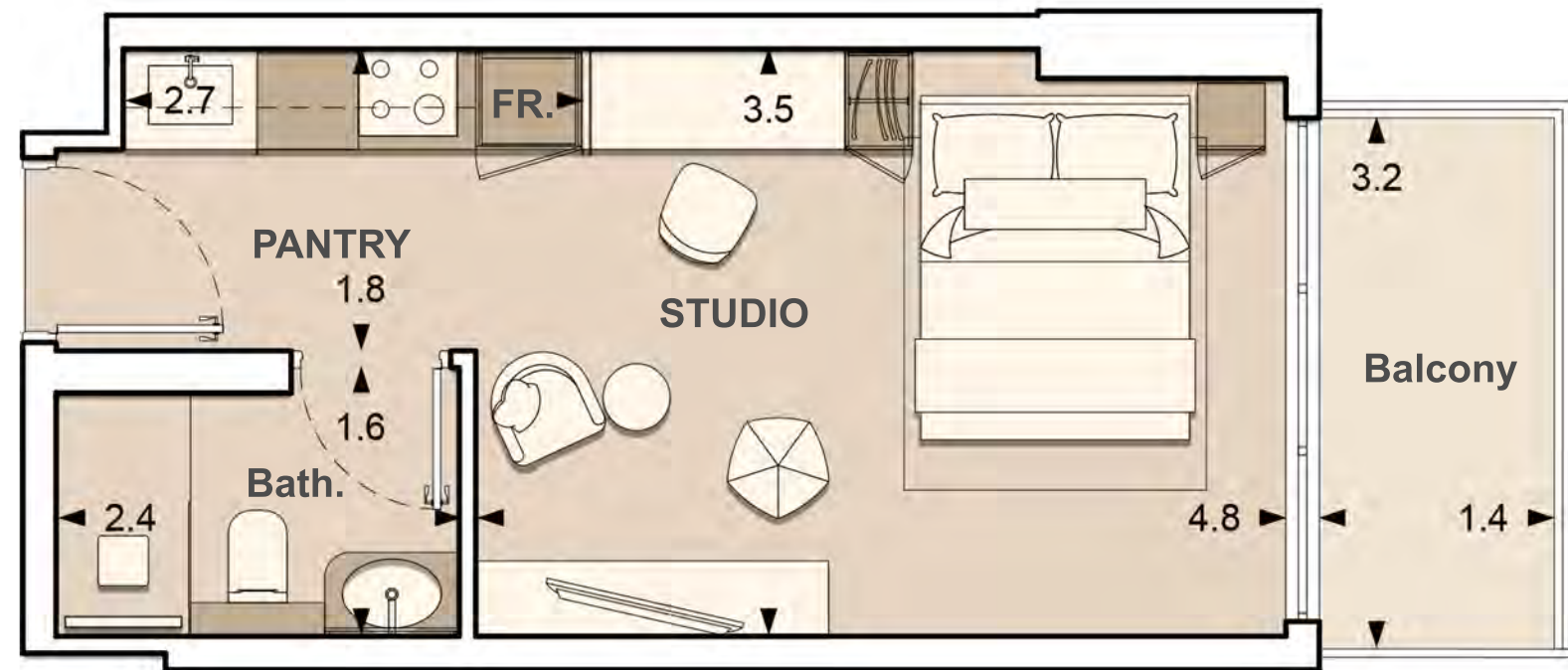
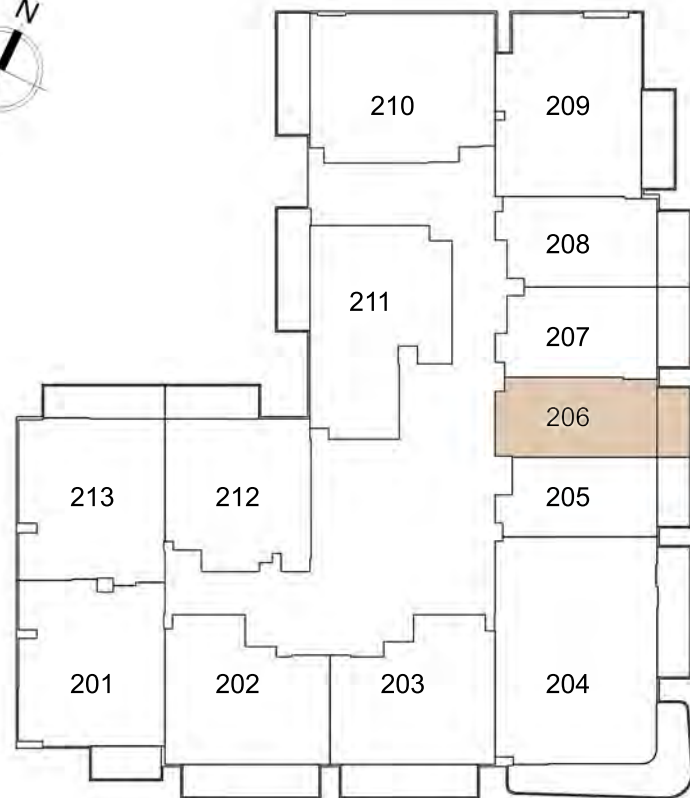


1. All dimensions are in imperial and metric, and measured to structural elements and exclude wall finishes and construction tolerances. 2. All materials, dimensions, and drawings are approximate only. 3. Information is subject to change without notice at developer's absolute discretion. 4. Actual area may vary from the stated area. 5. Drawings not to scale. 6. All images used are for illustrative purposes only and do not represent the actual size, features, specifications, fittings, and furnishings. 7. The developer reserves the right to make revisions / alterations, at its absolute discretion, without any liability whatsoever.

LUME

UNIT : 206 STUDIO TYPE B

APARTMENT AREA	294.82 SQ.FT.
BALCONY AREA	52.74 SQ.FT.
TOTAL AREA	347.57 SQ.FT.

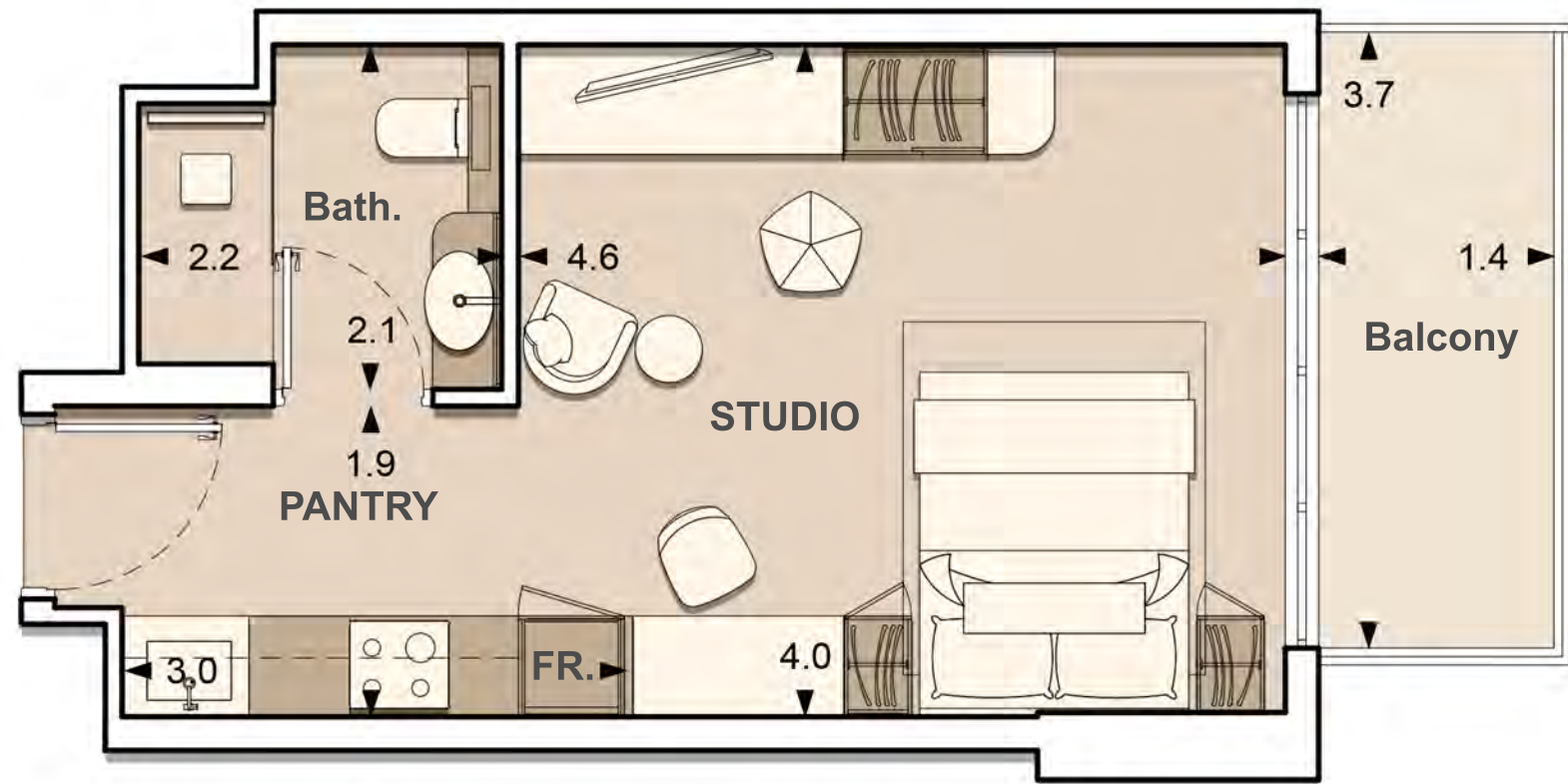
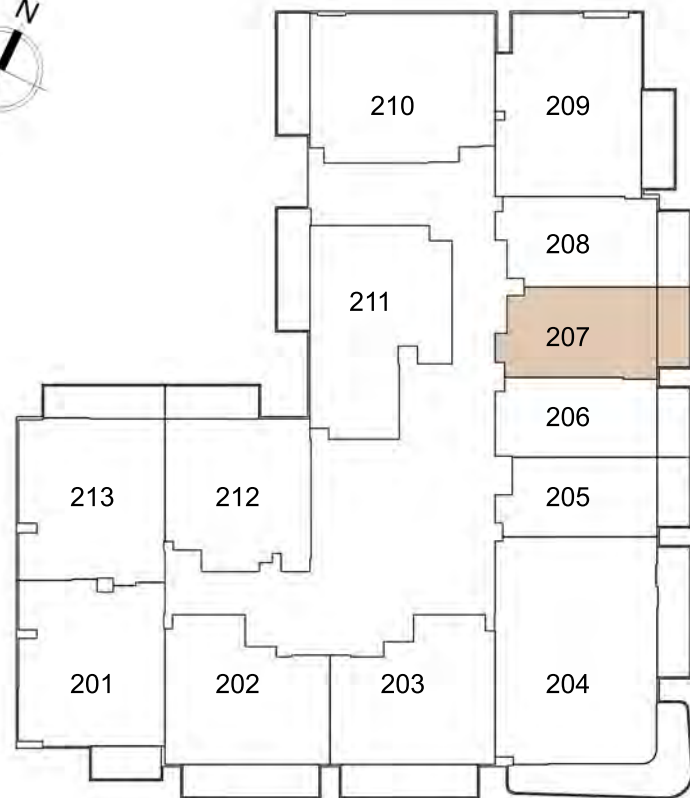


1. All dimensions are in imperial and metric, and measured to structural elements and exclude wall finishes and construction tolerances. 2. All materials, dimensions, and drawings are approximate only. 3. Information is subject to change without notice at developer's absolute discretion. 4. Actual area may vary from the stated area. 5. Drawings not to scale. 6. All images used are for illustrative purposes only and do not represent the actual size, features, specifications, fittings, and furnishings. 7. The developer reserves the right to make revisions / alterations, at its absolute discretion, without any liability whatsoever.

LUME

UNIT : 207 STUDIO TYPE A

APARTMENT AREA	321.95	SQ.FT.
BALCONY AREA	61.03	SQ.FT.
TOTAL AREA	382.98	SQ.FT.

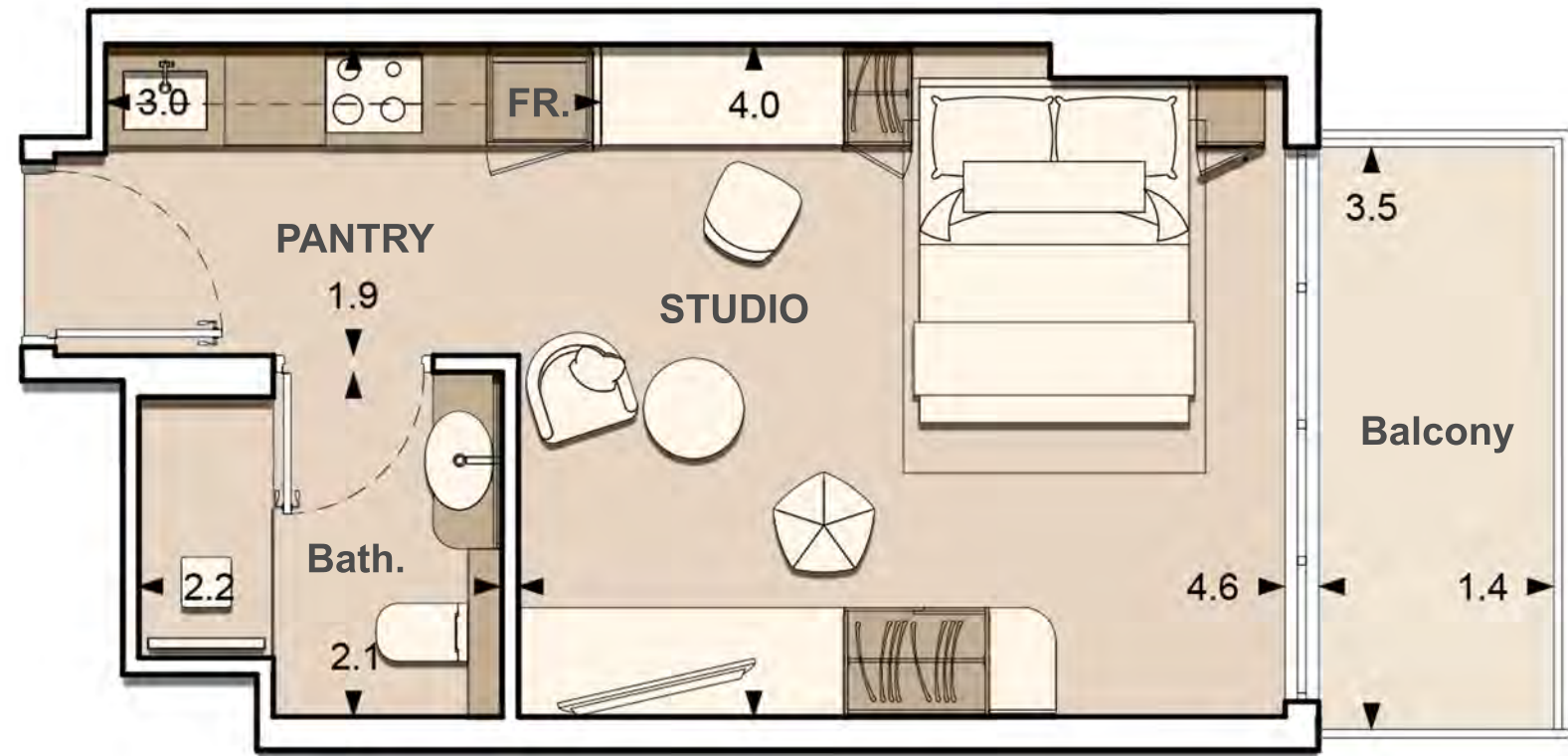
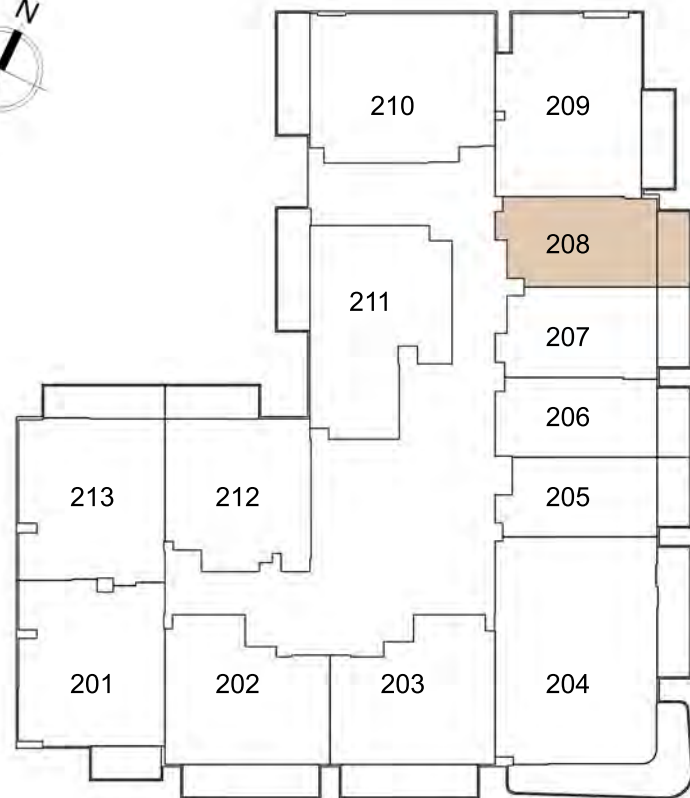


1. All dimensions are in imperial and metric, and measured to structural elements and exclude wall finishes and construction tolerances. 2. All materials, dimensions, and drawings are approximate only. 3. Information is subject to change without notice at developer's absolute discretion. 4. Actual area may vary from the stated area. 5. Drawings not to scale. 6. All images used are for illustrative purposes only and do not represent the actual size, features, specifications, fittings, and furnishings. 7. The developer reserves the right to make revisions / alterations, at its absolute discretion, without any liability whatsoever.

LUME

UNIT : 208 STUDIO TYPE A

APARTMENT AREA	319.58	SQ.FT.
BALCONY AREA	57.69	SQ.FT.
TOTAL AREA	377.28	SQ.FT.

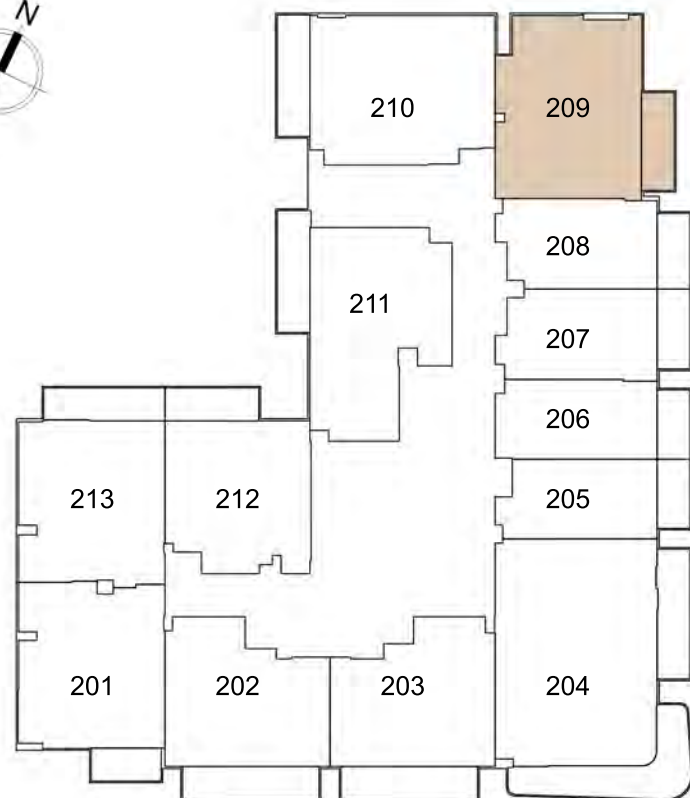


1. All dimensions are in imperial and metric, and measured to structural elements and exclude wall finishes and construction tolerances. 2. All materials, dimensions, and drawings are approximate only. 3. Information is subject to change without notice at developer's absolute discretion. 4. Actual area may vary from the stated area. 5. Drawings not to scale. 6. All images used are for illustrative purposes only and do not represent the actual size, features, specifications, fittings, and furnishings. 7. The developer reserves the right to make revisions / alterations, at its absolute discretion, without any liability whatsoever.

LUME

UNIT : 209 1 - BEDROOM TYPE C

APARTMENT AREA	601.81	SQ.FT.
BALCONY AREA	74.70	SQ.FT.
TOTAL AREA	676.51	SQ.FT.

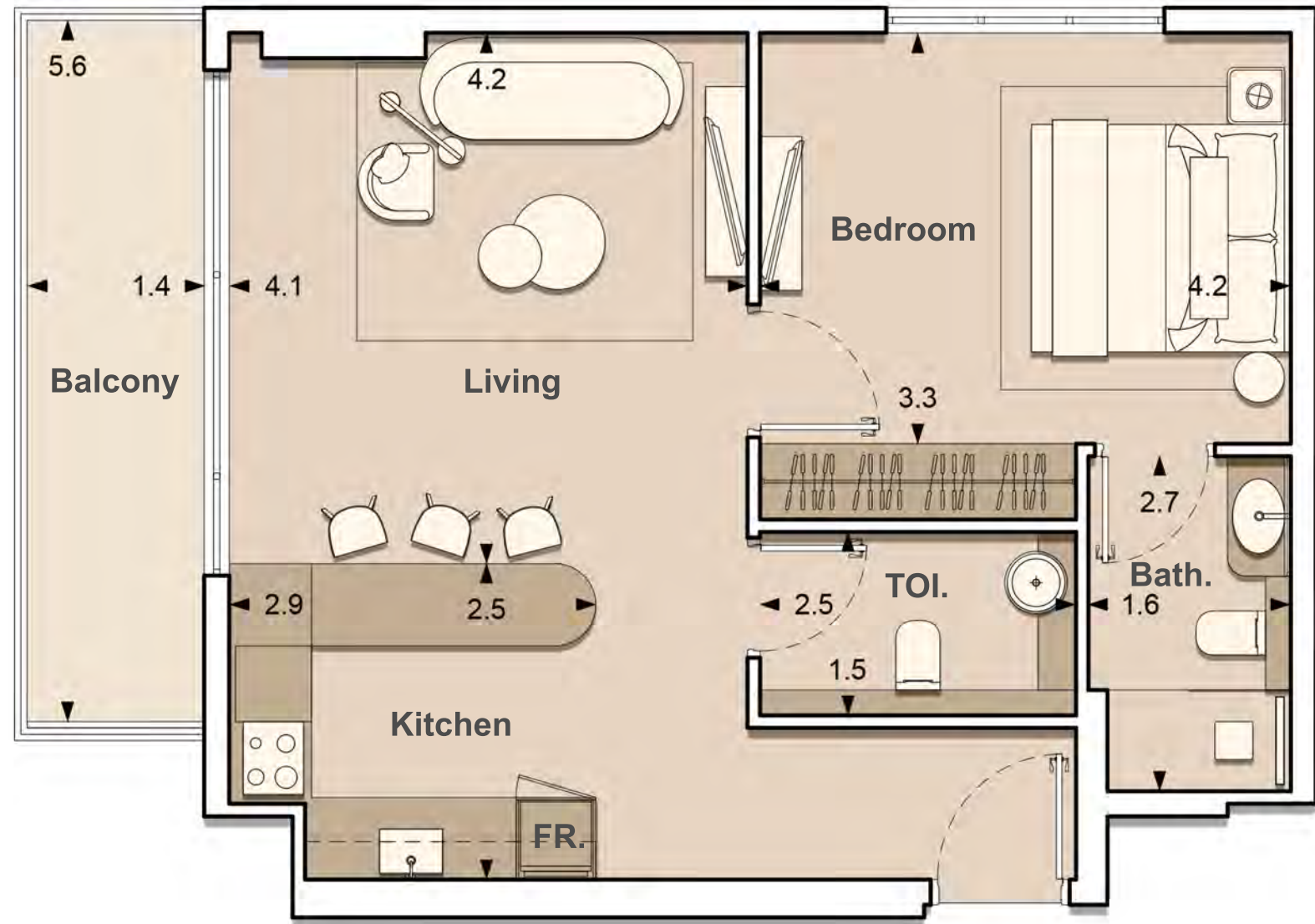
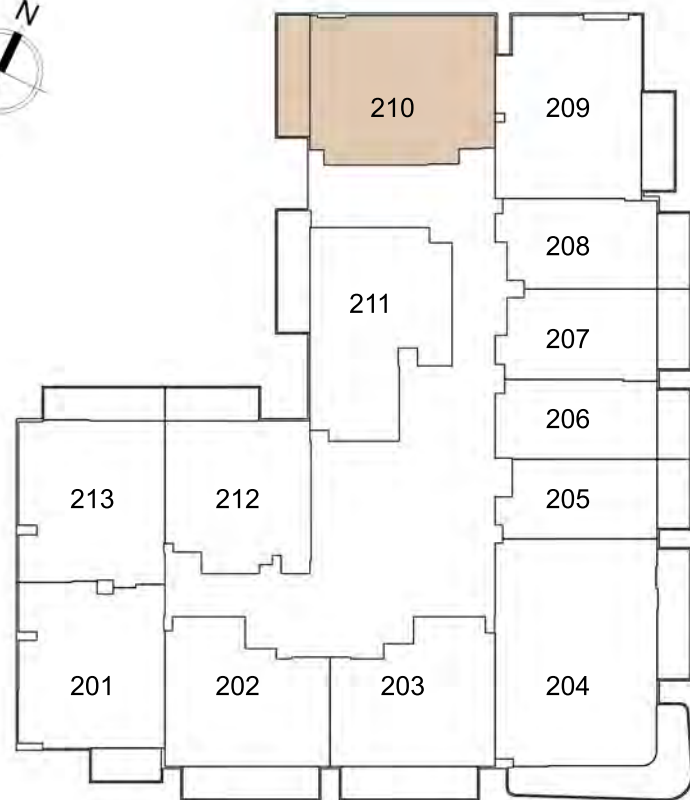


1. All dimensions are in imperial and metric, and measured to structural elements and exclude wall finishes and construction tolerances. 2. All materials, dimensions, and drawings are approximate only. 3. Information is subject to change without notice at developer's absolute discretion. 4. Actual area may vary from the stated area. 5. Drawings not to scale. 6. All images used are for illustrative purposes only and do not represent the actual size, features, specifications, fittings, and furnishings. 7. The developer reserves the right to make revisions / alterations, at its absolute discretion, without any liability whatsoever.

LUME

UNIT : 210 1 - BEDROOM TYPE D

APARTMENT AREA	622.37	SQ.FT.
BALCONY AREA	92.78	SQ.FT.
TOTAL AREA	715.15	SQ.FT.

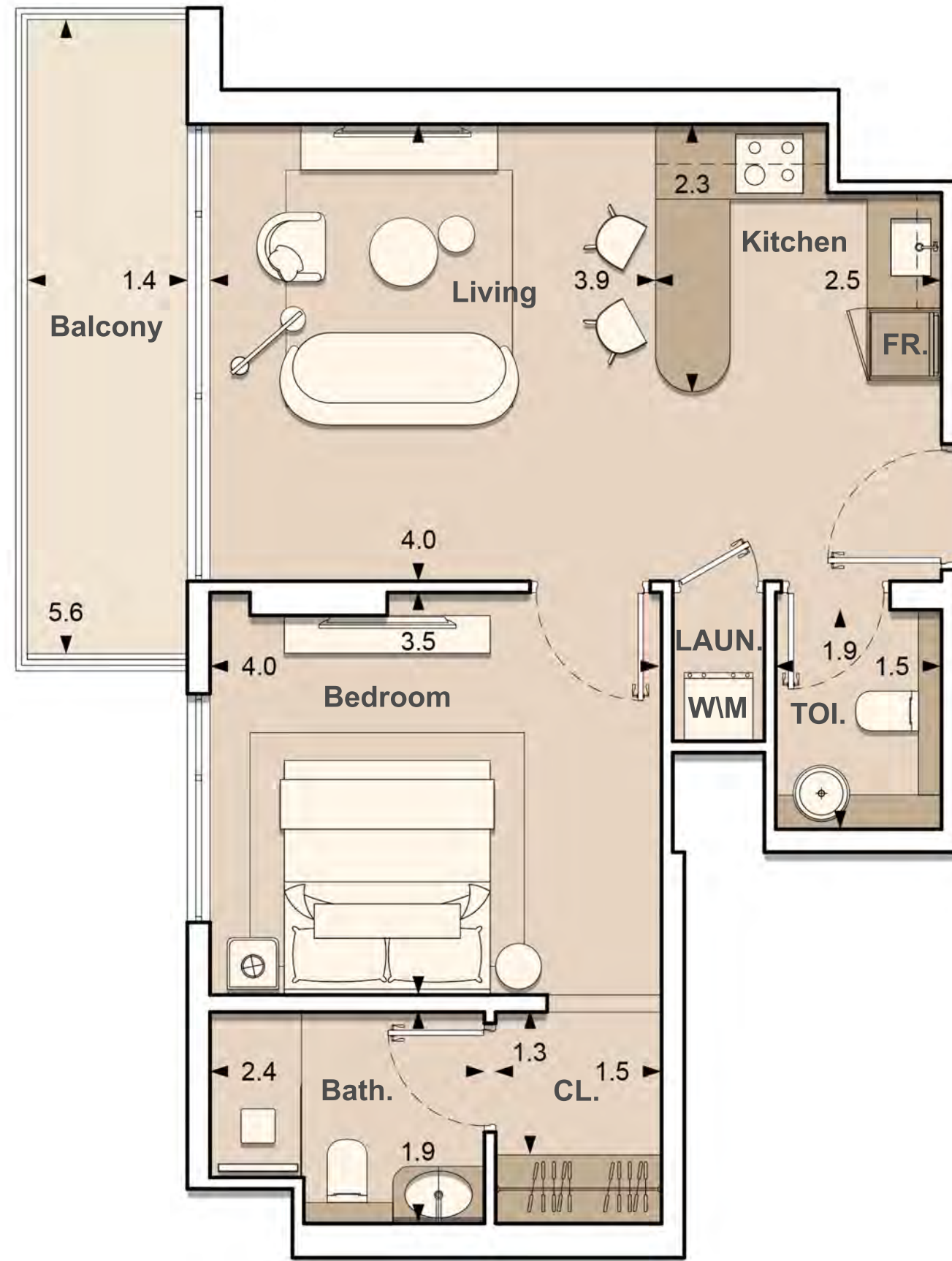
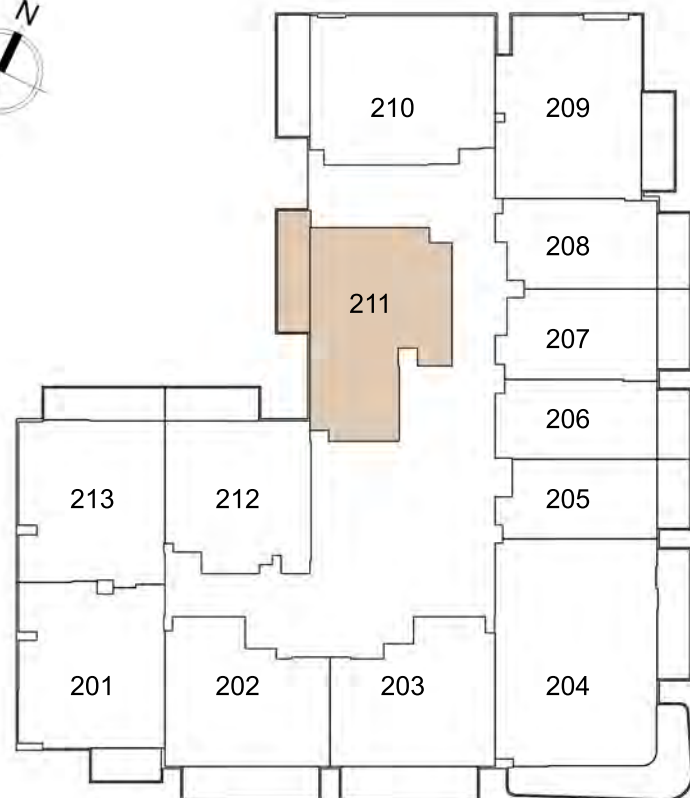


1. All dimensions are in imperial and metric, and measured to structural elements and exclude wall finishes and construction tolerances. 2. All materials, dimensions, and drawings are approximate only. 3. Information is subject to change without notice at developer's absolute discretion. 4. Actual area may vary from the stated area. 5. Drawings not to scale. 6. All images used are for illustrative purposes only and do not represent the actual size, features, specifications, fittings, and furnishings. 7. The developer reserves the right to make revisions / alterations, at its absolute discretion, without any liability whatsoever.

LUME

UNIT : 211 1 - BEDROOM TYPE E

APARTMENT AREA	591.91	SQ.FT.
BALCONY AREA	93.22	SQ.FT.
TOTAL AREA	685.12	SQ.FT.

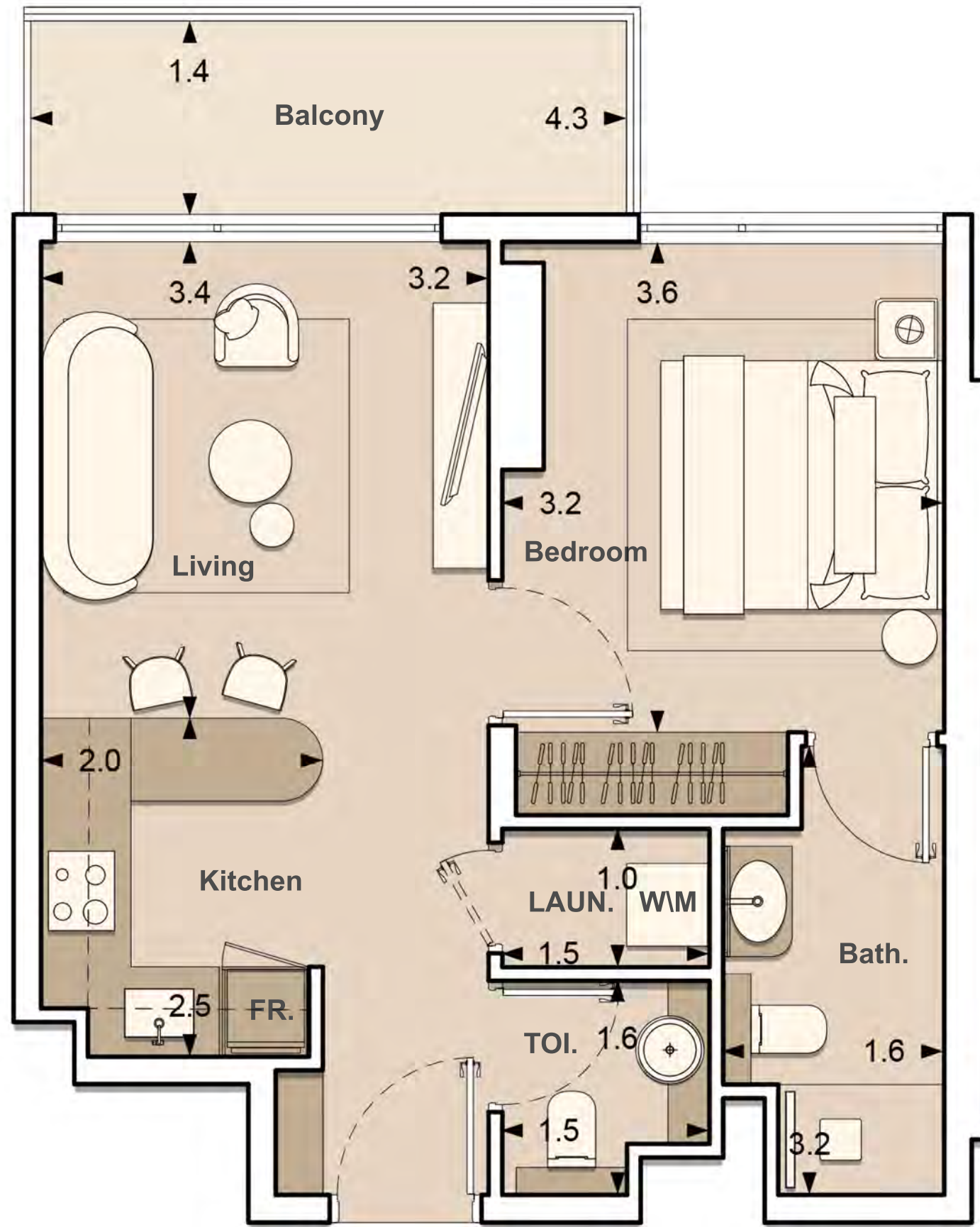
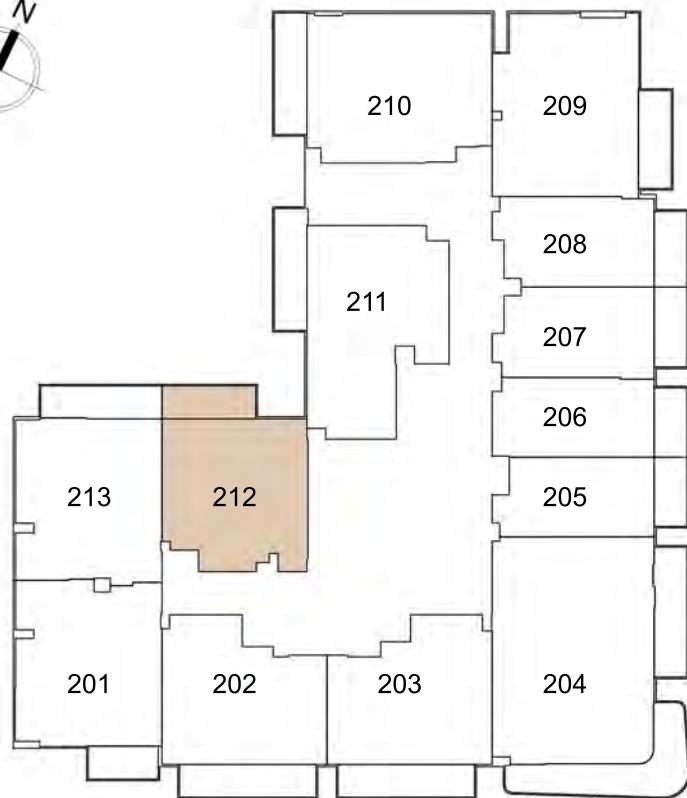


1. All dimensions are in imperial and metric, and measured to structural elements and exclude wall finishes and construction tolerances. 2. All materials, dimensions, and drawings are approximate only. 3. Information is subject to change without notice at developer's absolute discretion. 4. Actual area may vary from the stated area. 5. Drawings not to scale. 6. All images used are for illustrative purposes only and do not represent the actual size, features, specifications, fittings, and furnishings. 7. The developer reserves the right to make revisions / alterations, at its absolute discretion, without any liability whatsoever.

LUME

UNIT : 212 1 - BEDROOM TYPE F

APARTMENT AREA	491.70	SQ.FT.
BALCONY AREA	71.69	SQ.FT.
TOTAL AREA	563.38	SQ.FT.

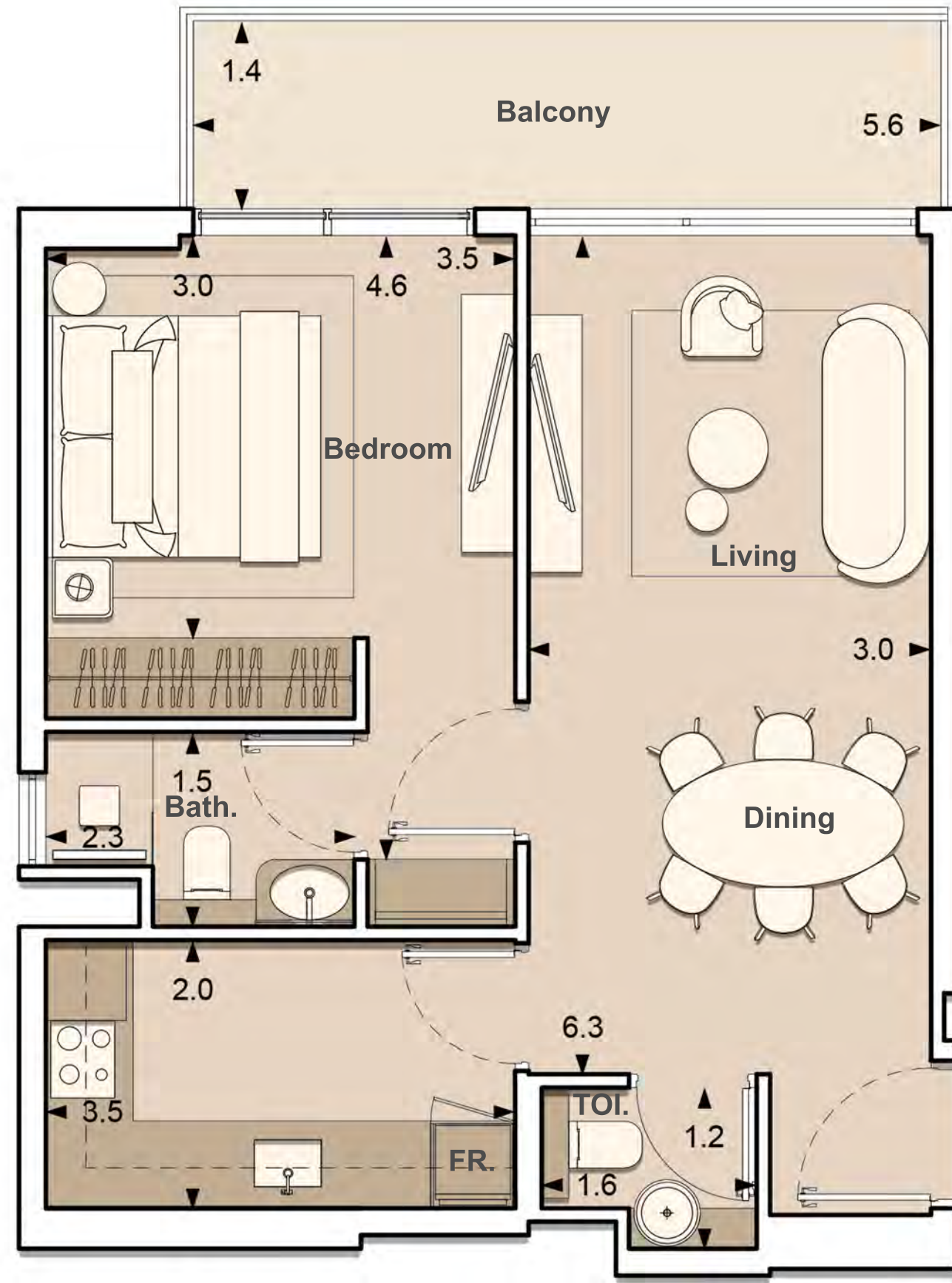
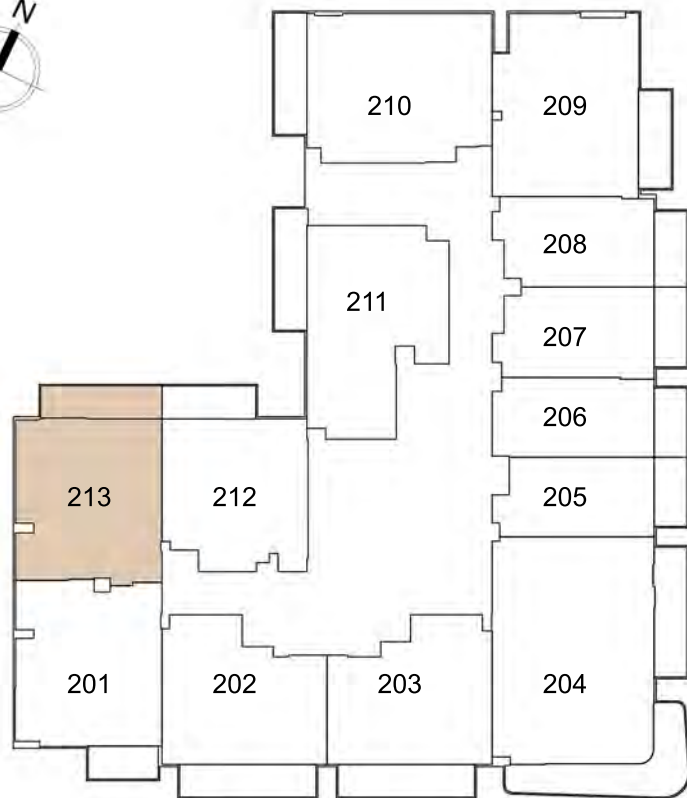


1. All dimensions are in imperial and metric, and measured to structural elements and exclude wall finishes and construction tolerances. 2. All materials, dimensions, and drawings are approximate only. 3. Information is subject to change without notice at developer's absolute discretion. 4. Actual area may vary from the stated area. 5. Drawings not to scale. 6. All images used are for illustrative purposes only and do not represent the actual size, features, specifications, fittings, and furnishings. 7. The developer reserves the right to make revisions / alterations, at its absolute discretion, without any liability whatsoever.

LUME

UNIT : 213 1 - BEDROOM TYPE G

APARTMENT AREA	547.88 SQ.FT.
BALCONY AREA	91.28 SQ.FT.
TOTAL AREA	639.16 SQ.FT.



1. All dimensions are in imperial and metric, and measured to structural elements and exclude wall finishes and construction tolerances. 2. All materials, dimensions, and drawings are approximate only. 3. Information is subject to change without notice at developer's absolute discretion. 4. Actual area may vary from the stated area. 5. Drawings not to scale. 6. All images used are for illustrative purposes only and do not represent the actual size, features, specifications, fittings, and furnishings. 7. The developer reserves the right to make revisions / alterations, at its absolute discretion, without any liability whatsoever.

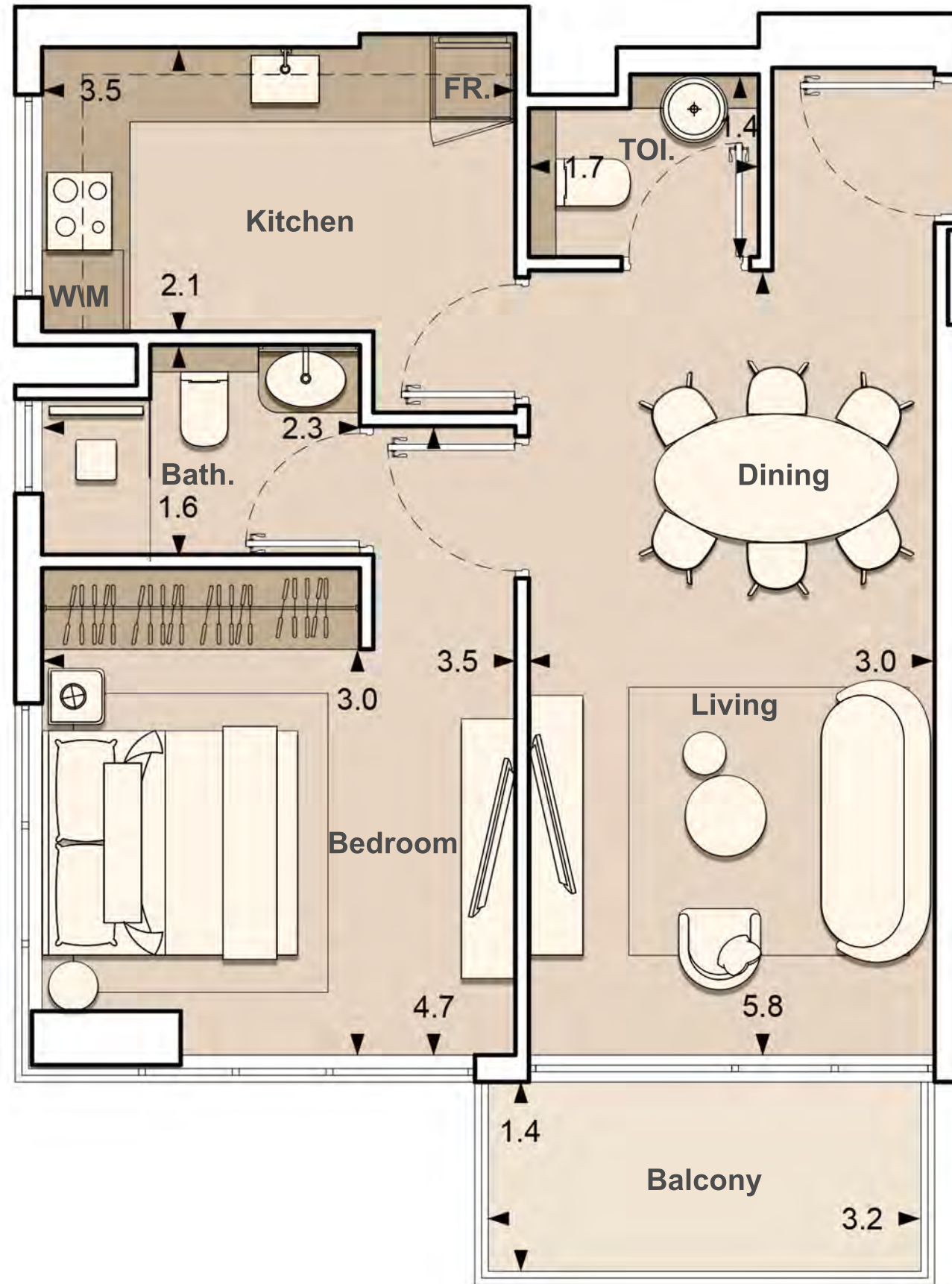
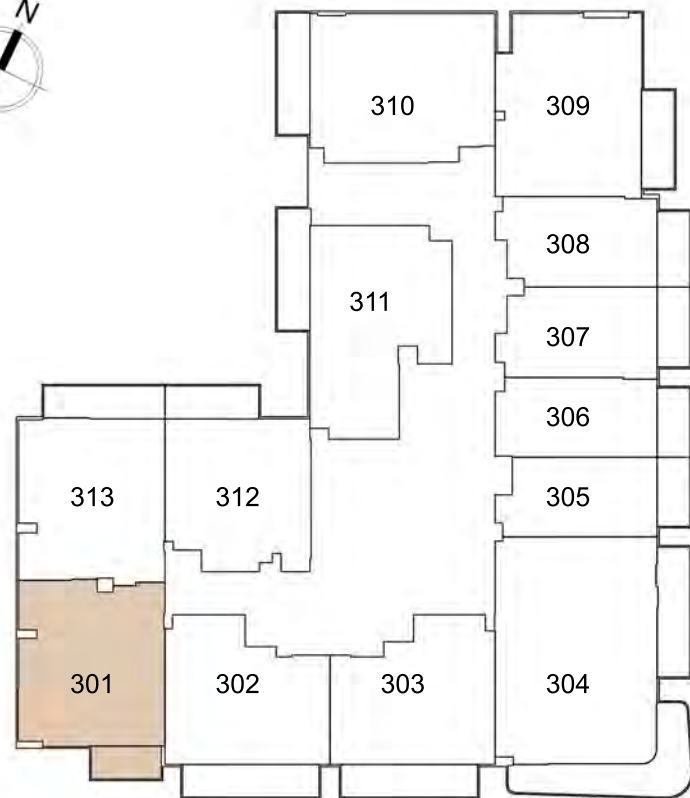


3RD FLOOR

LUME

UNIT : 301 1 - BEDROOM TYPE B

APARTMENT AREA	550.04 SQ.FT.
BALCONY AREA	53.39 SQ.FT.
TOTAL AREA	603.42 SQ.FT.

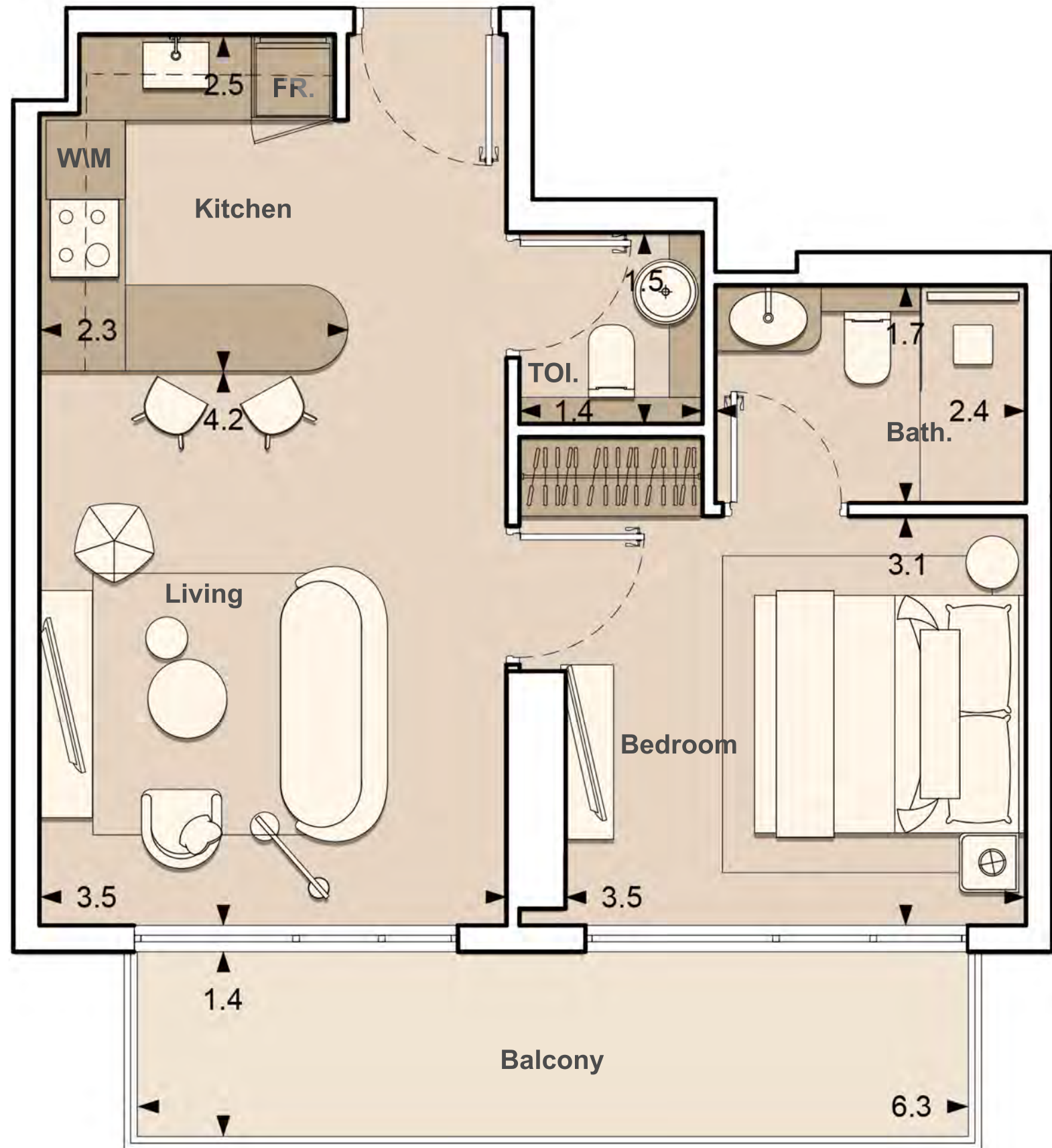
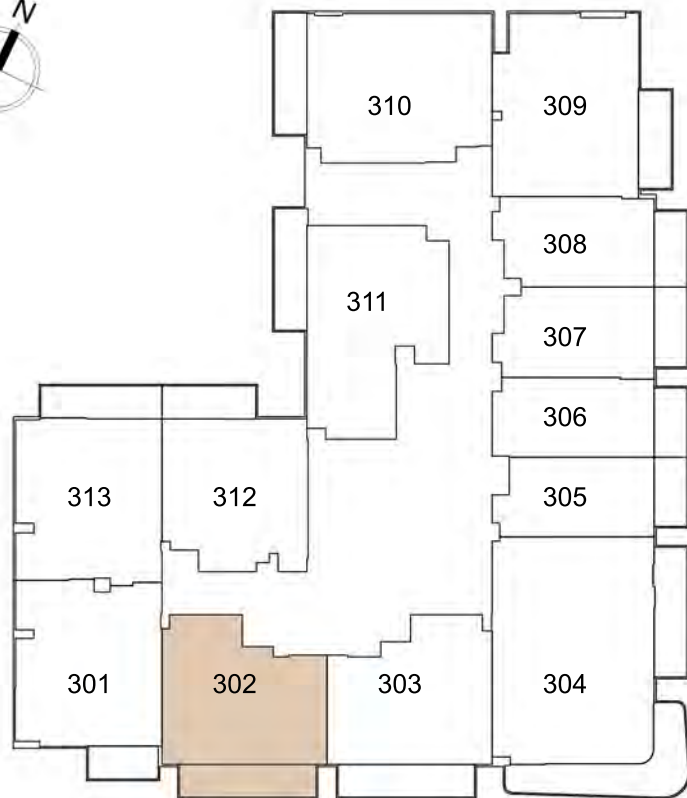


1. All dimensions are in imperial and metric, and measured to structural elements and exclude wall finishes and construction tolerances. 2. All materials, dimensions, and drawings are approximate only. 3. Information is subject to change without notice at developer's absolute discretion. 4. Actual area may vary from the stated area. 5. Drawings not to scale. 6. All images used are for illustrative purposes only and do not represent the actual size, features, specifications, fittings, and furnishings. 7. The developer reserves the right to make revisions / alterations, at its absolute discretion, without any liability whatsoever.

LUME

UNIT : 302 1 - BEDROOM TYPE A

APARTMENT AREA	497.51 SQ.FT.
BALCONY AREA	104.19 SQ.FT.
TOTAL AREA	601.70 SQ.FT.

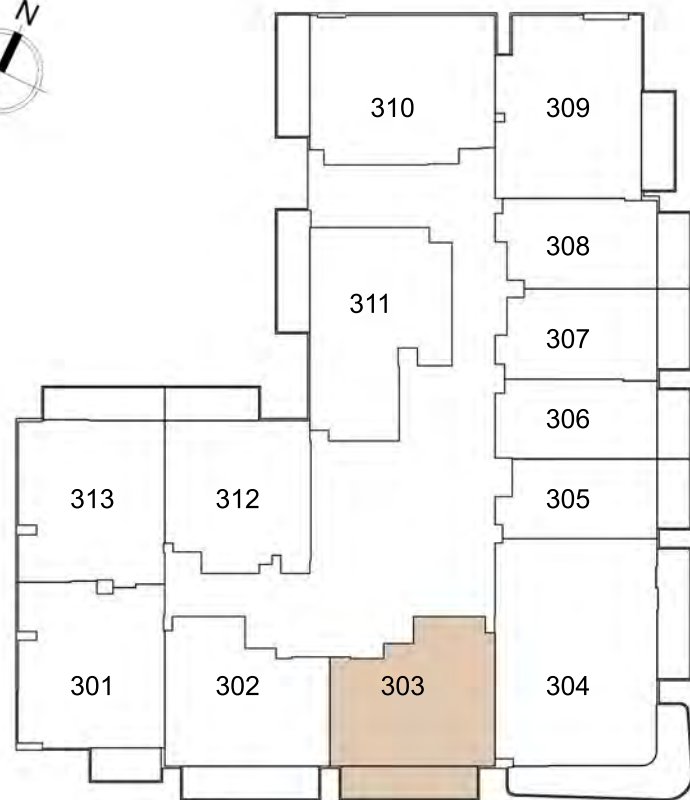


1. All dimensions are in imperial and metric, and measured to structural elements and exclude wall finishes and construction tolerances. 2. All materials, dimensions, and drawings are approximate only. 3. Information is subject to change without notice at developer's absolute discretion. 4. Actual area may vary from the stated area. 5. Drawings not to scale. 6. All images used are for illustrative purposes only and do not represent the actual size, features, specifications, fittings, and furnishings. 7. The developer reserves the right to make revisions / alterations, at its absolute discretion, without any liability whatsoever.

LUME

UNIT : 303 1 - BEDROOM TYPE A

APARTMENT AREA	499.77	SQ.FT.
BALCONY AREA	104.19	SQ.FT.
TOTAL AREA	603.96	SQ.FT.

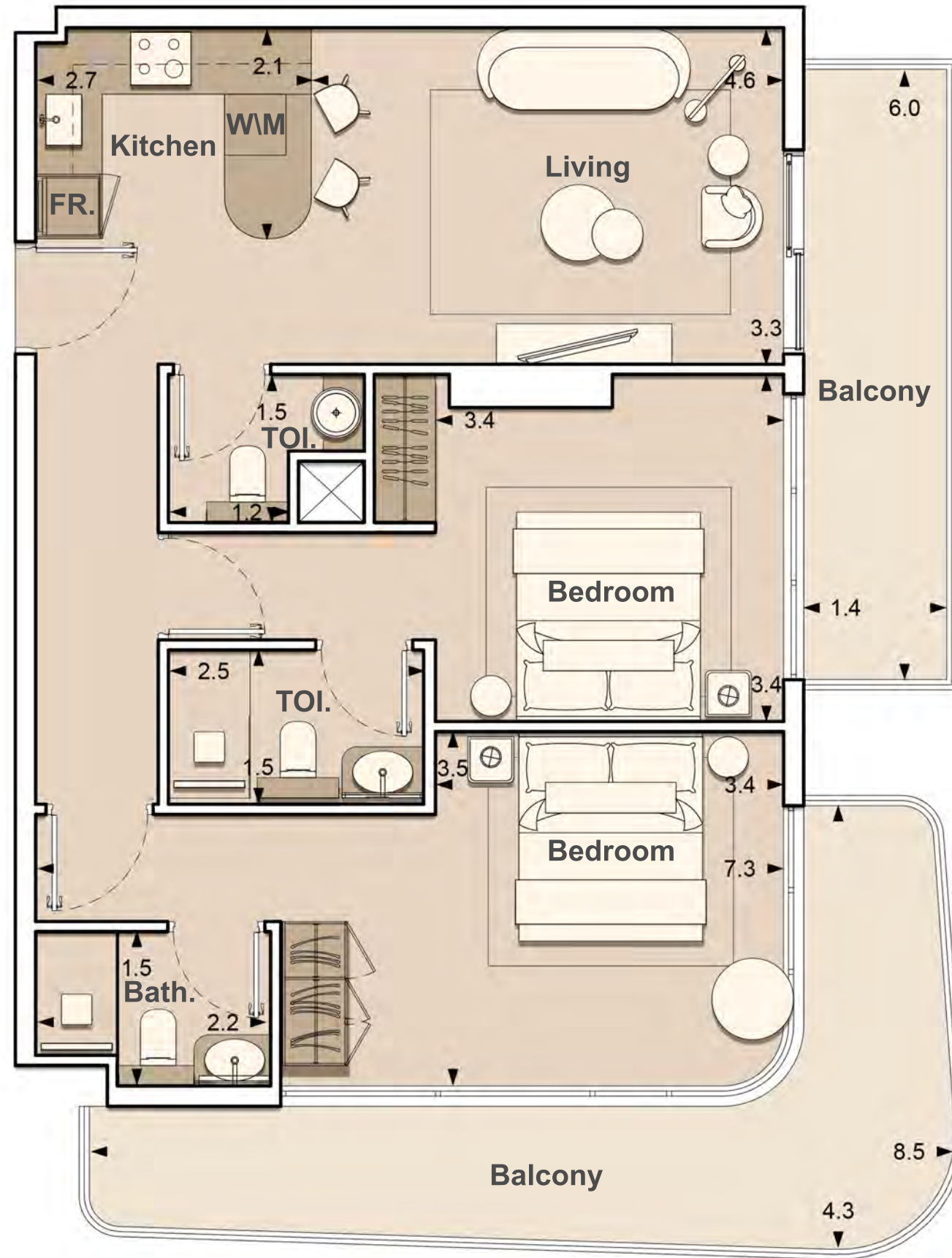
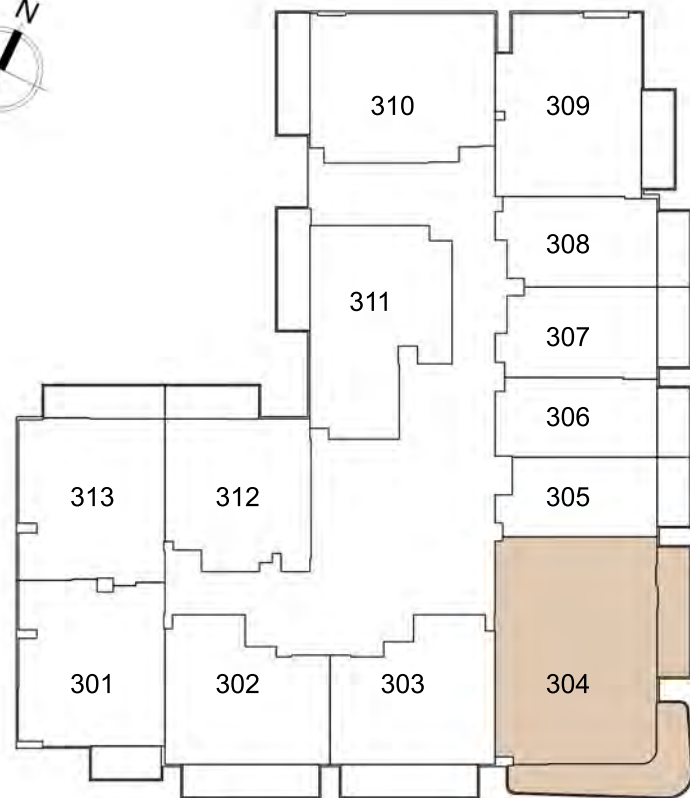


1. All dimensions are in imperial and metric, and measured to structural elements and exclude wall finishes and construction tolerances. 2. All materials, dimensions, and drawings are approximate only. 3. Information is subject to change without notice at developer's absolute discretion. 4. Actual area may vary from the stated area. 5. Drawings not to scale. 6. All images used are for illustrative purposes only and do not represent the actual size, features, specifications, fittings, and furnishings. 7. The developer reserves the right to make revisions / alterations, at its absolute discretion, without any liability whatsoever.

LUME

UNIT : 304 2 - BEDROOM TYPE A

APARTMENT AREA	843.57 SQ.FT.
BALCONY AREA	274.80 SQ.FT.
TOTAL AREA	1118.37 SQ.FT.

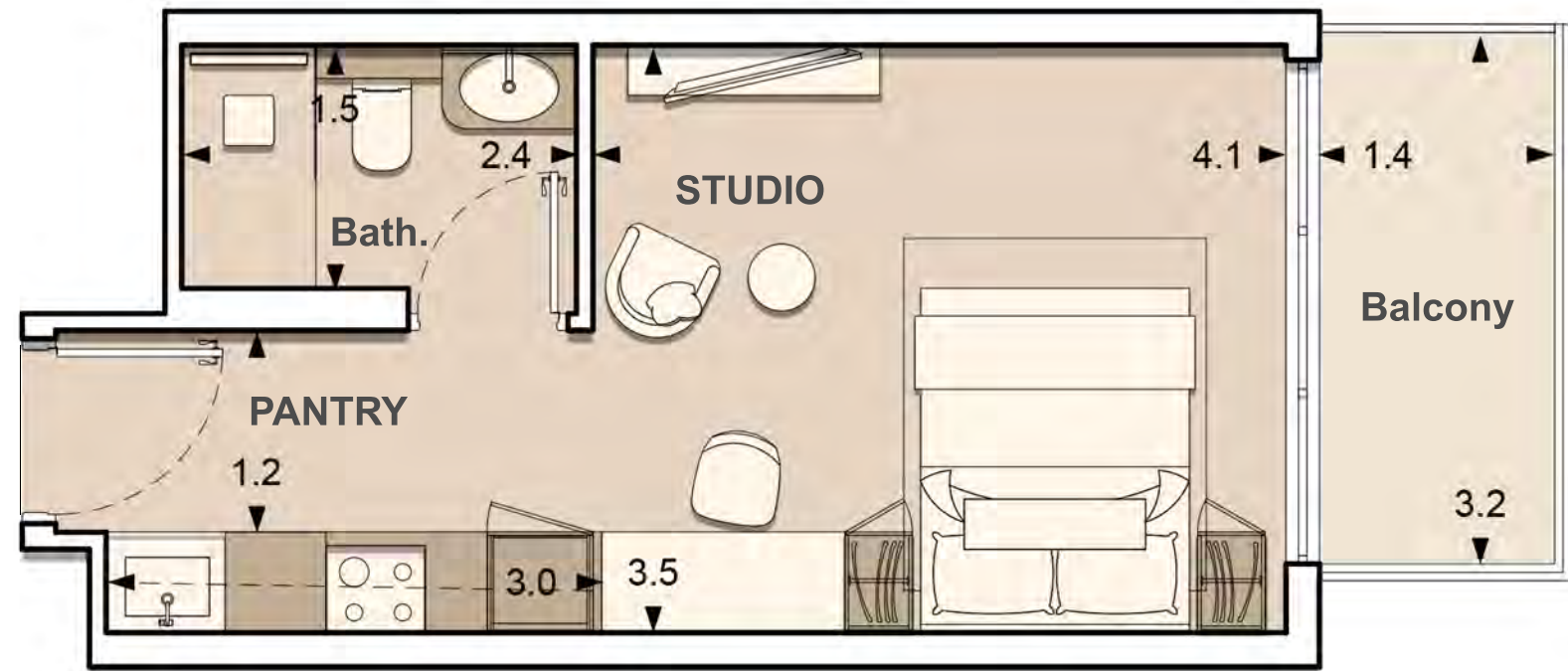
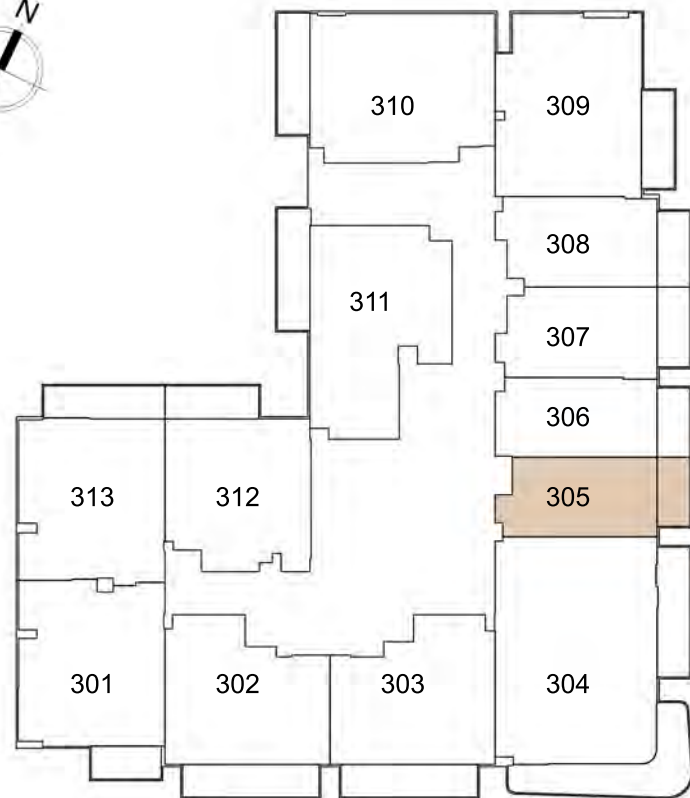


1. All dimensions are in imperial and metric, and measured to structural elements and exclude wall finishes and construction tolerances. 2. All materials, dimensions, and drawings are approximate only. 3. Information is subject to change without notice at developer's absolute discretion. 4. Actual area may vary from the stated area. 5. Drawings not to scale. 6. All images used are for illustrative purposes only and do not represent the actual size, features, specifications, fittings, and furnishings. 7. The developer reserves the right to make revisions / alterations, at its absolute discretion, without any liability whatsoever.

LUME

UNIT : 305 STUDIO TYPE C

APARTMENT AREA	282.34 SQ.FT.
BALCONY AREA	52.74 SQ.FT.
TOTAL AREA	335.08 SQ.FT.

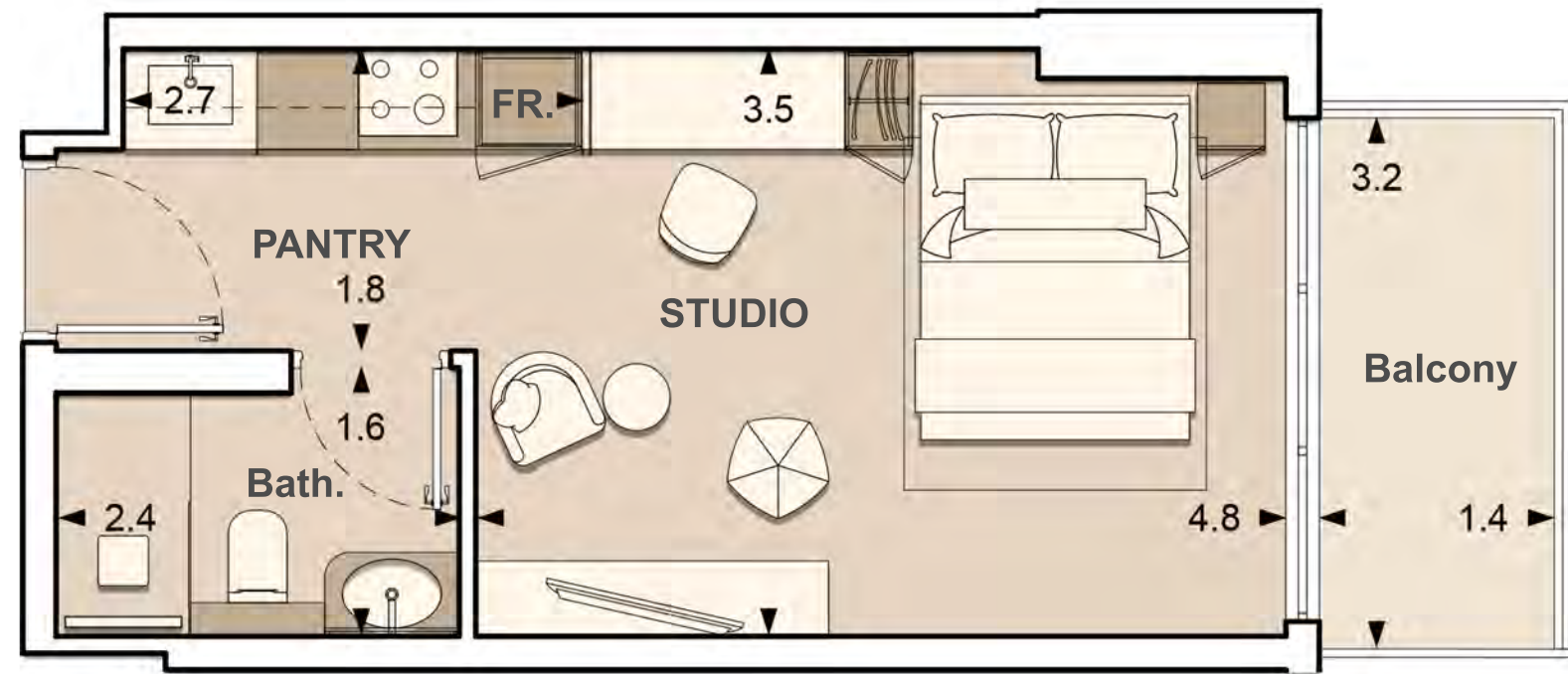
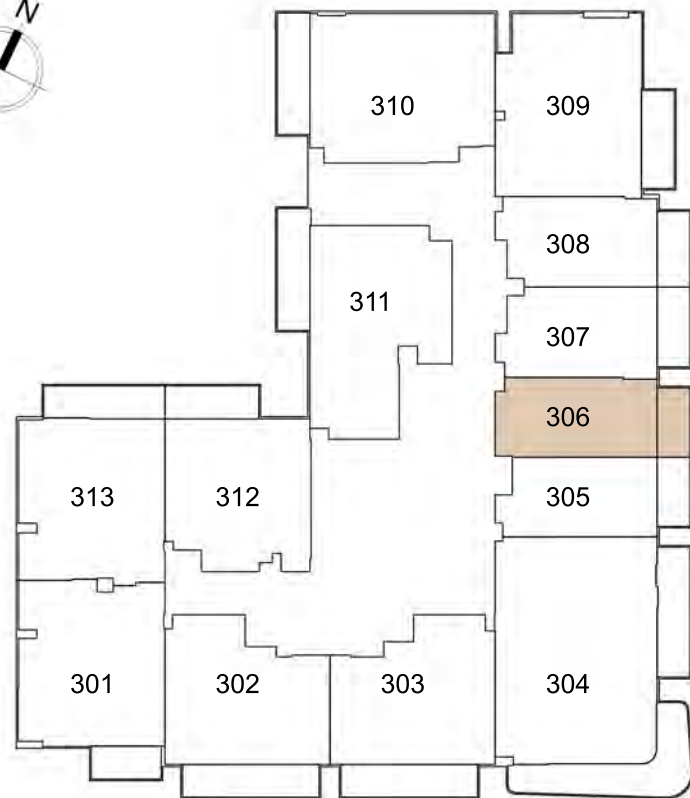


1. All dimensions are in imperial and metric, and measured to structural elements and exclude wall finishes and construction tolerances. 2. All materials, dimensions, and drawings are approximate only. 3. Information is subject to change without notice at developer's absolute discretion. 4. Actual area may vary from the stated area. 5. Drawings not to scale. 6. All images used are for illustrative purposes only and do not represent the actual size, features, specifications, fittings, and furnishings. 7. The developer reserves the right to make revisions / alterations, at its absolute discretion, without any liability whatsoever.

LUME

UNIT : 306 STUDIO TYPE B

APARTMENT AREA	294.82 SQ.FT.
BALCONY AREA	52.74 SQ.FT.
TOTAL AREA	347.57 SQ.FT.

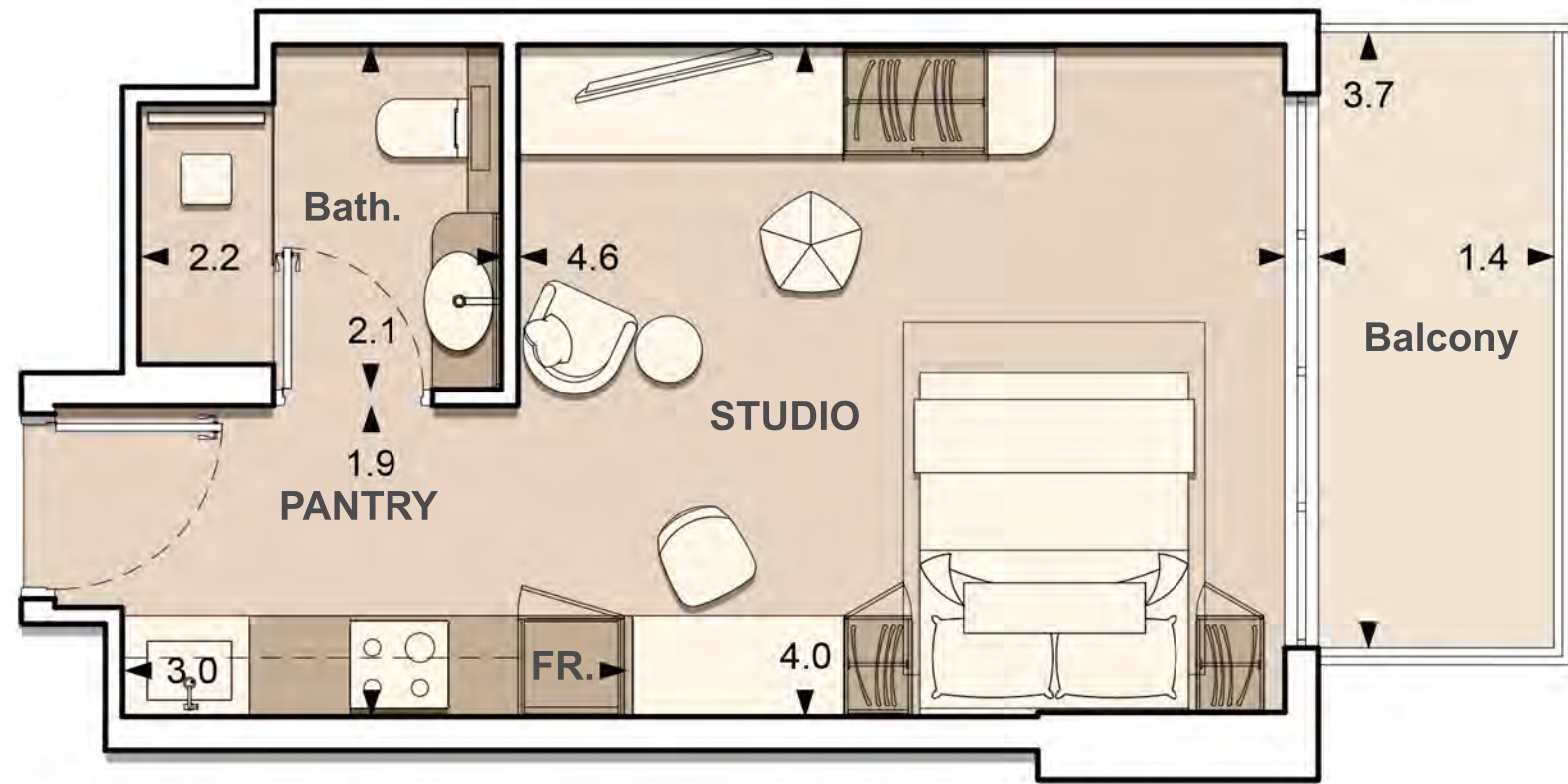
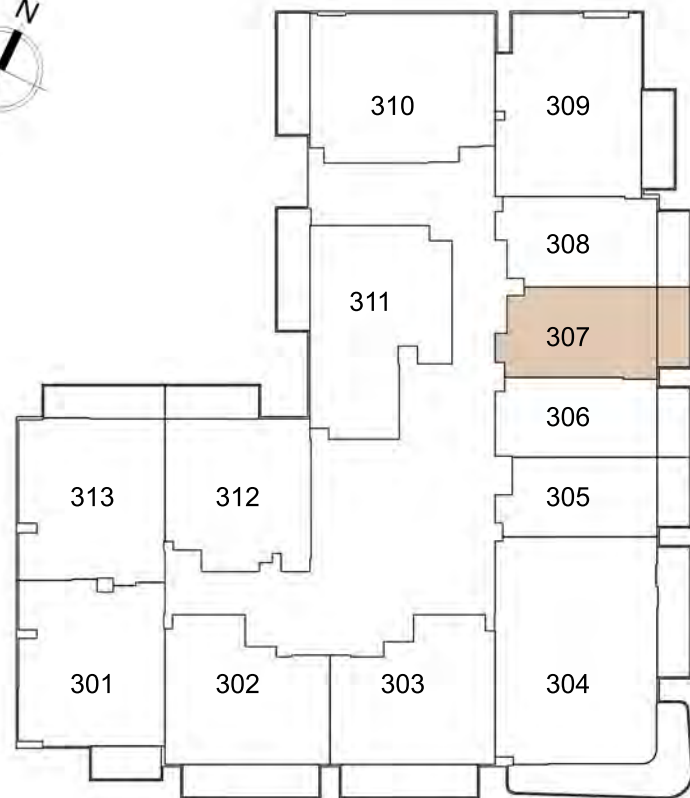


1. All dimensions are in imperial and metric, and measured to structural elements and exclude wall finishes and construction tolerances. 2. All materials, dimensions, and drawings are approximate only. 3. Information is subject to change without notice at developer's absolute discretion. 4. Actual area may vary from the stated area. 5. Drawings not to scale. 6. All images used are for illustrative purposes only and do not represent the actual size, features, specifications, fittings, and furnishings. 7. The developer reserves the right to make revisions / alterations, at its absolute discretion, without any liability whatsoever.

LUME

UNIT : 307 STUDIO TYPE A

APARTMENT AREA	321.95	SQ.FT.
BALCONY AREA	61.03	SQ.FT.
TOTAL AREA	382.98	SQ.FT.

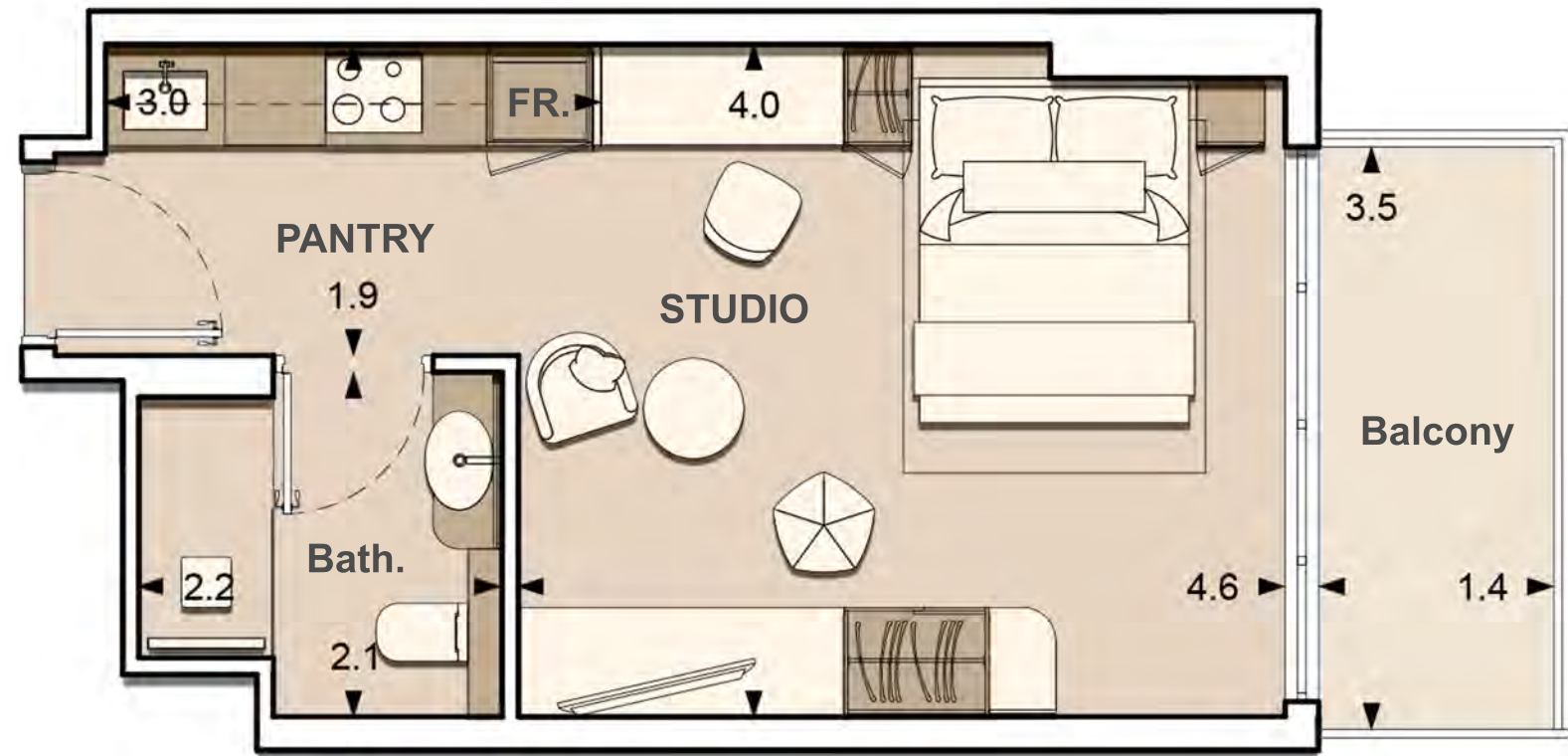
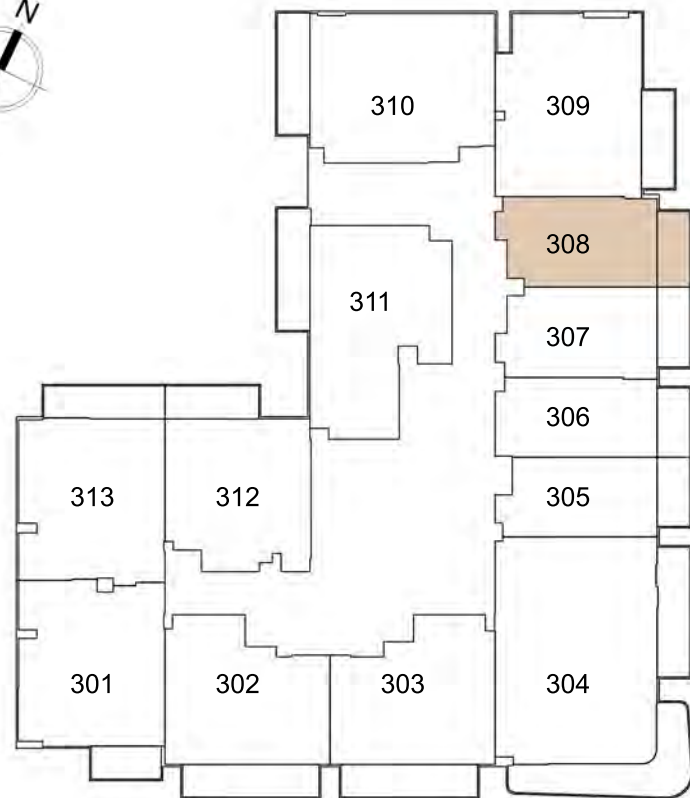


1. All dimensions are in imperial and metric, and measured to structural elements and exclude wall finishes and construction tolerances. 2. All materials, dimensions, and drawings are approximate only. 3. Information is subject to change without notice at developer's absolute discretion. 4. Actual area may vary from the stated area. 5. Drawings not to scale. 6. All images used are for illustrative purposes only and do not represent the actual size, features, specifications, fittings, and furnishings. 7. The developer reserves the right to make revisions / alterations, at its absolute discretion, without any liability whatsoever.

LUME

UNIT : 308 STUDIO TYPE A

APARTMENT AREA	319.58	SQ.FT.
BALCONY AREA	57.69	SQ.FT.
TOTAL AREA	377.28	SQ.FT.

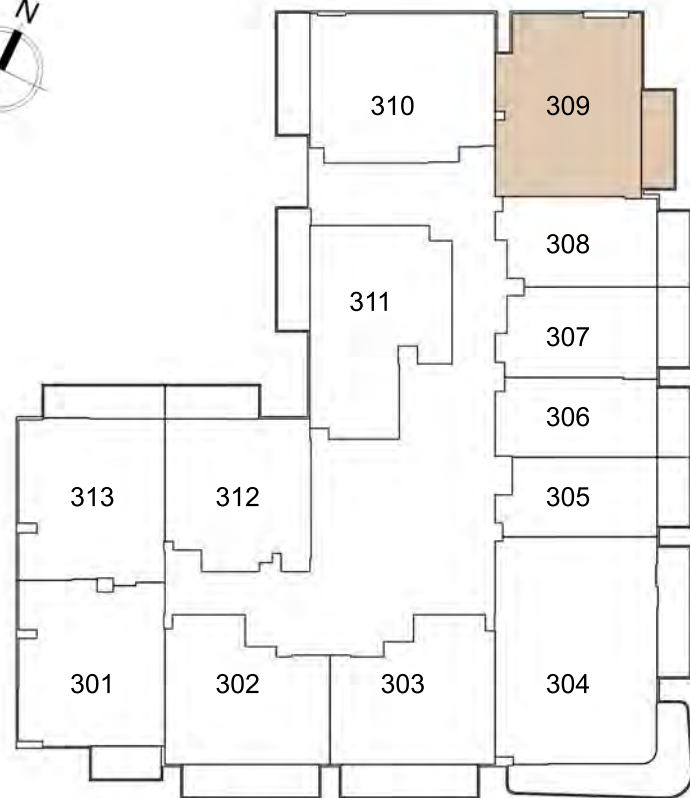


1. All dimensions are in imperial and metric, and measured to structural elements and exclude wall finishes and construction tolerances. 2. All materials, dimensions, and drawings are approximate only. 3. Information is subject to change without notice at developer's absolute discretion. 4. Actual area may vary from the stated area. 5. Drawings not to scale. 6. All images used are for illustrative purposes only and do not represent the actual size, features, specifications, fittings, and furnishings. 7. The developer reserves the right to make revisions / alterations, at its absolute discretion, without any liability whatsoever.

LUME

UNIT : 309 1 - BEDROOM TYPE C

APARTMENT AREA	601.81	SQ.FT.
BALCONY AREA	74.70	SQ.FT.
TOTAL AREA	676.51	SQ.FT.

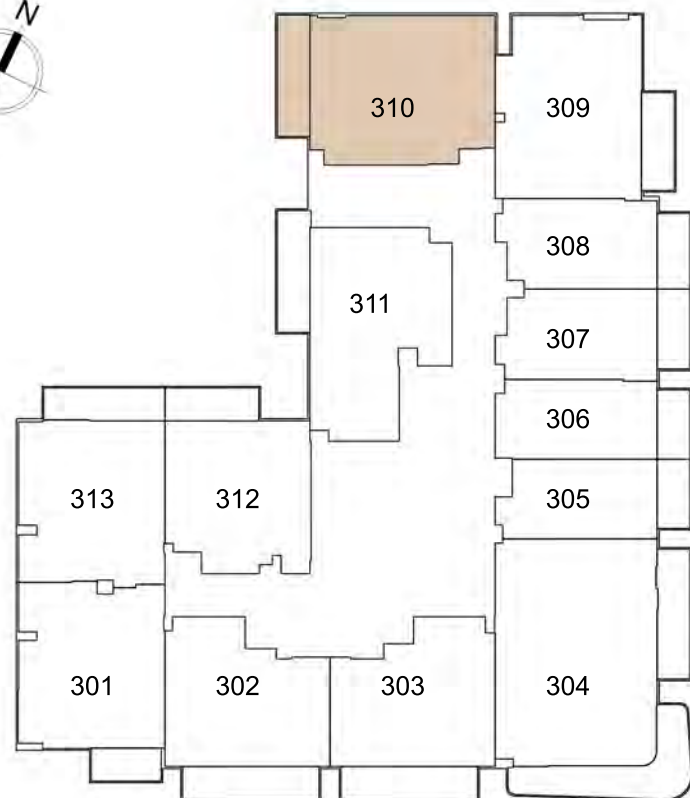


1. All dimensions are in imperial and metric, and measured to structural elements and exclude wall finishes and construction tolerances. 2. All materials, dimensions, and drawings are approximate only. 3. Information is subject to change without notice at developer's absolute discretion. 4. Actual area may vary from the stated area. 5. Drawings not to scale. 6. All images used are for illustrative purposes only and do not represent the actual size, features, specifications, fittings, and furnishings. 7. The developer reserves the right to make revisions / alterations, at its absolute discretion, without any liability whatsoever.

LUME

UNIT : 310 1 - BEDROOM TYPE D

APARTMENT AREA	622.37	SQ.FT.
BALCONY AREA	92.78	SQ.FT.
TOTAL AREA	715.15	SQ.FT.

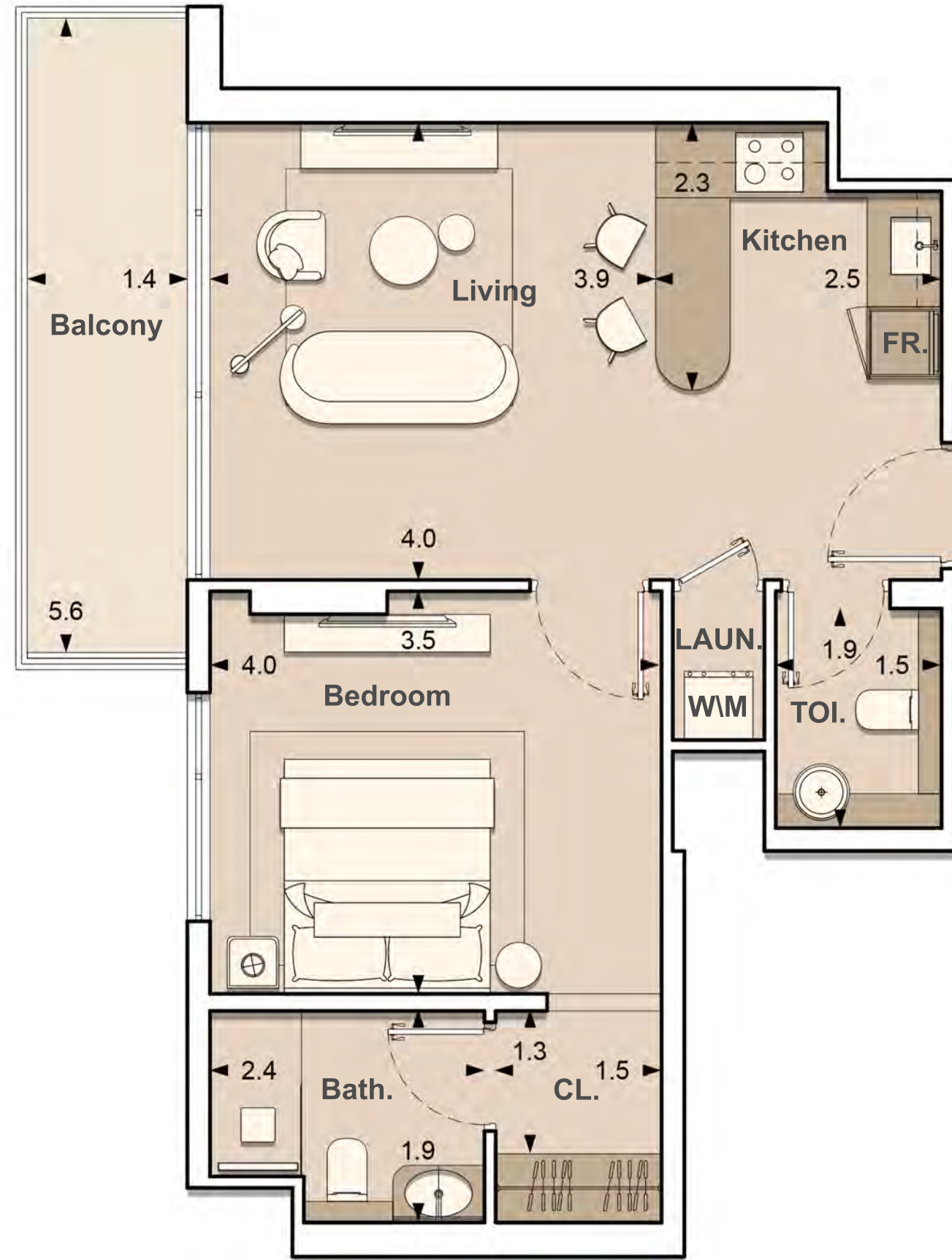
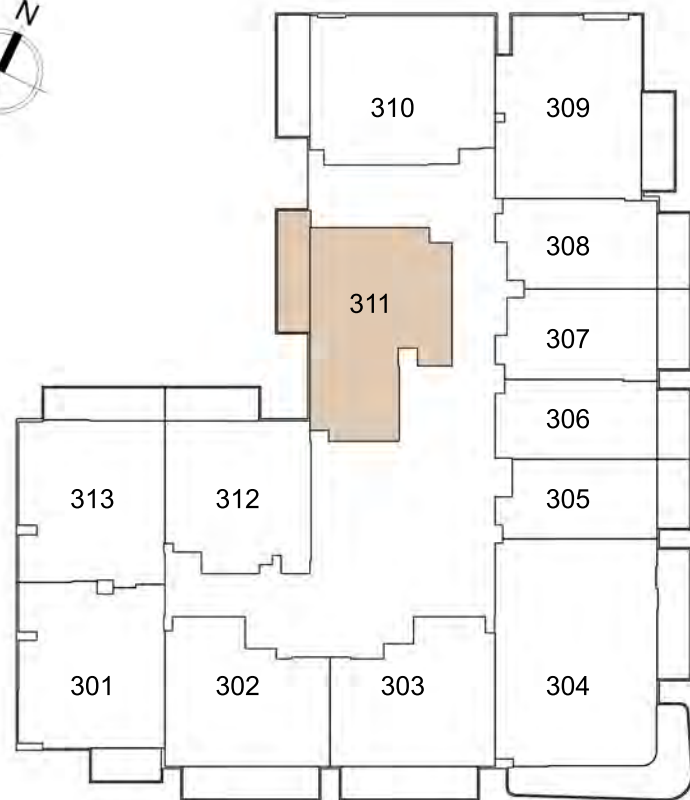


1. All dimensions are in imperial and metric, and measured to structural elements and exclude wall finishes and construction tolerances. 2. All materials, dimensions, and drawings are approximate only. 3. Information is subject to change without notice at developer's absolute discretion. 4. Actual area may vary from the stated area. 5. Drawings not to scale. 6. All images used are for illustrative purposes only and do not represent the actual size, features, specifications, fittings, and furnishings. 7. The developer reserves the right to make revisions / alterations, at its absolute discretion, without any liability whatsoever.

LUME

UNIT : 311 1 - BEDROOM TYPE E

APARTMENT AREA	591.91	SQ.FT.
BALCONY AREA	93.22	SQ.FT.
TOTAL AREA	685.12	SQ.FT.

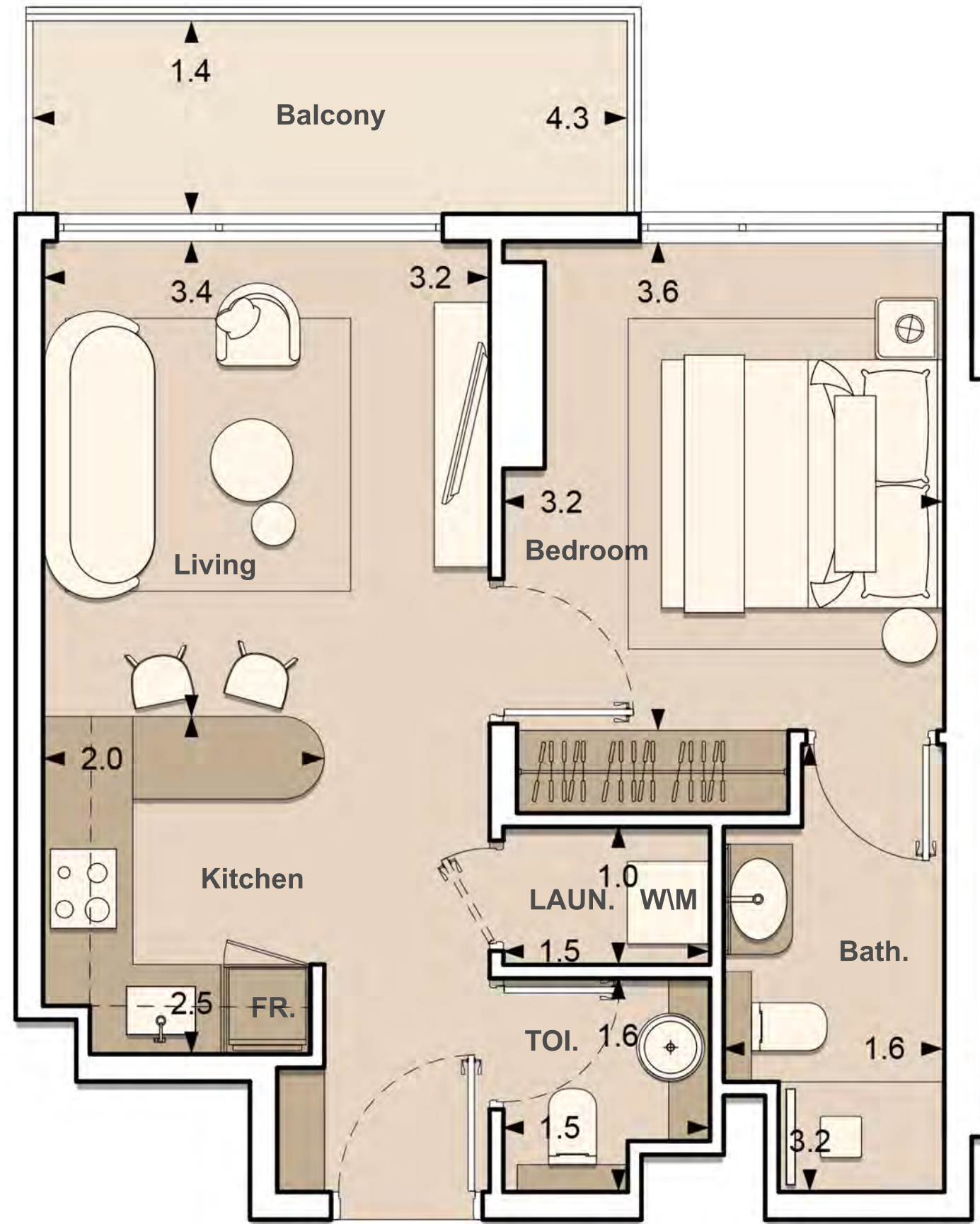
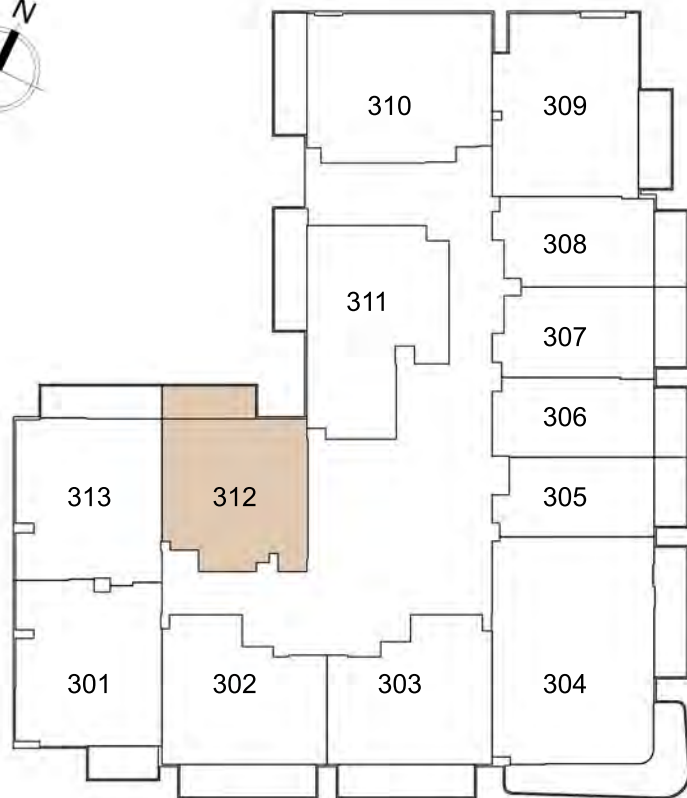


1. All dimensions are in imperial and metric, and measured to structural elements and exclude wall finishes and construction tolerances. 2. All materials, dimensions, and drawings are approximate only. 3. Information is subject to change without notice at developer's absolute discretion. 4. Actual area may vary from the stated area. 5. Drawings not to scale. 6. All images used are for illustrative purposes only and do not represent the actual size, features, specifications, fittings, and furnishings. 7. The developer reserves the right to make revisions / alterations, at its absolute discretion, without any liability whatsoever.

LUME

UNIT : 312 1 - BEDROOM TYPE F

APARTMENT AREA	491.70	SQ.FT.
BALCONY AREA	71.69	SQ.FT.
TOTAL AREA	563.38	SQ.FT.

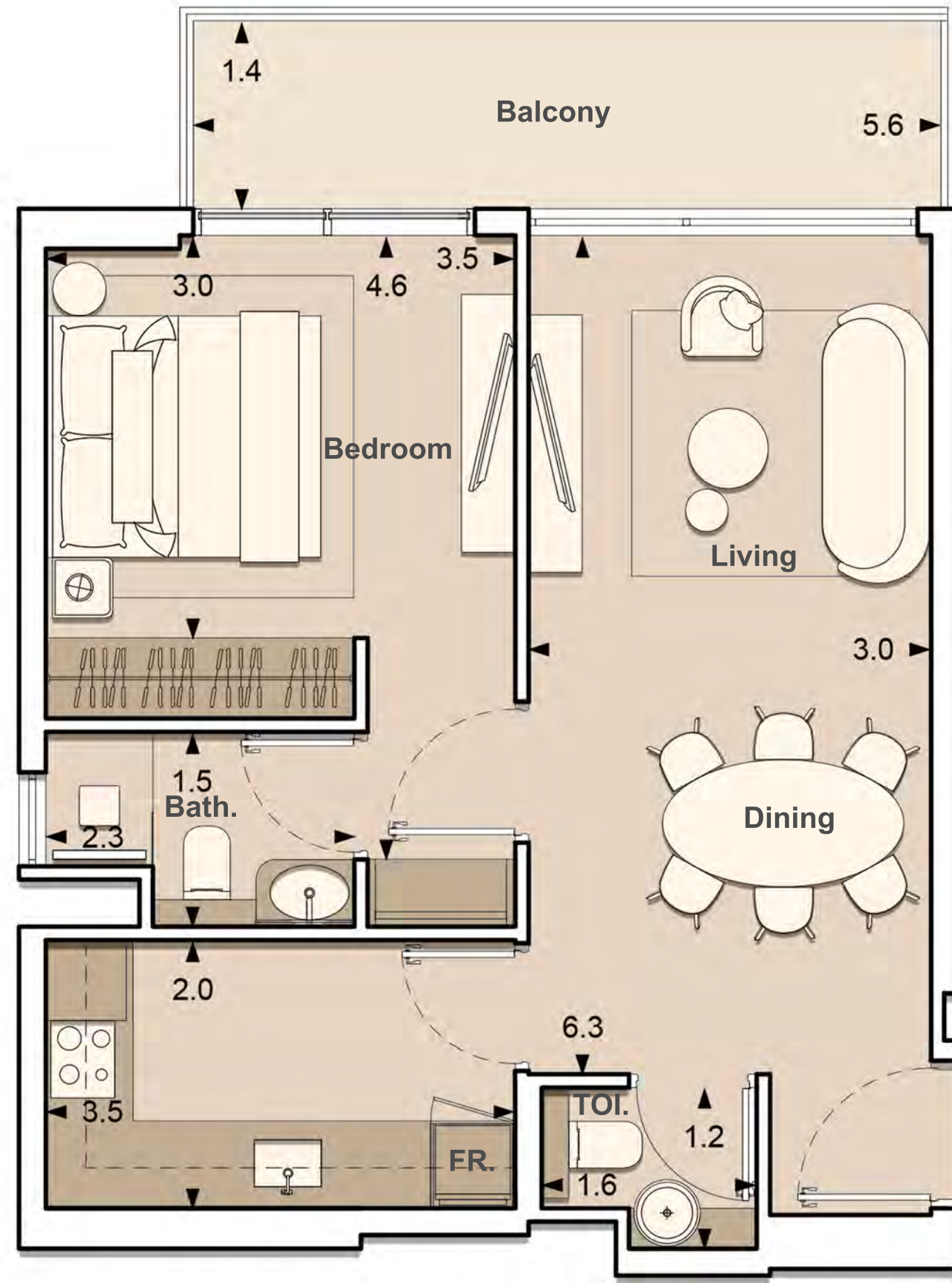
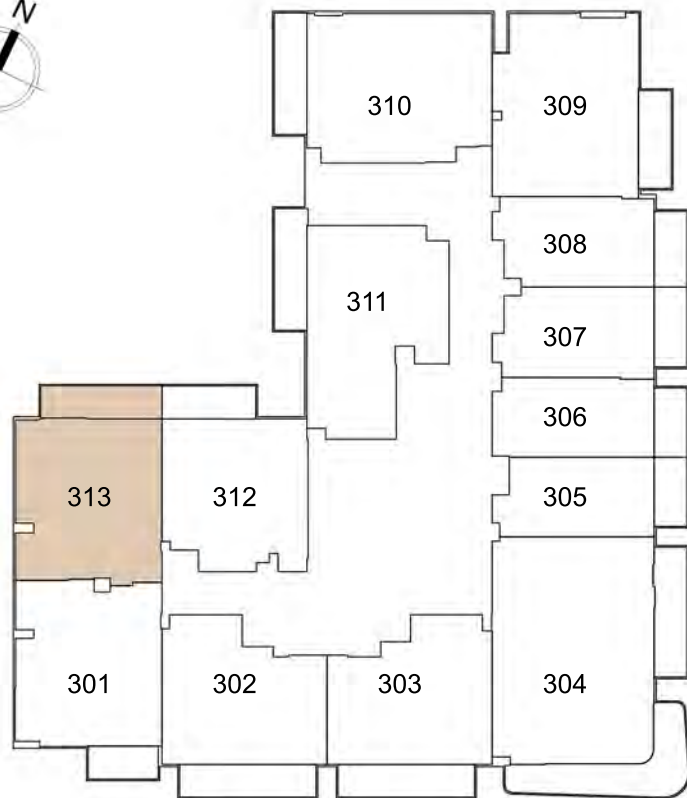


1. All dimensions are in imperial and metric, and measured to structural elements and exclude wall finishes and construction tolerances. 2. All materials, dimensions, and drawings are approximate only. 3. Information is subject to change without notice at developer's absolute discretion. 4. Actual area may vary from the stated area. 5. Drawings not to scale. 6. All images used are for illustrative purposes only and do not represent the actual size, features, specifications, fittings, and furnishings. 7. The developer reserves the right to make revisions / alterations, at its absolute discretion, without any liability whatsoever.

LUME

UNIT : 313 1 - BEDROOM TYPE G

APARTMENT AREA	547.88 SQ.FT.
BALCONY AREA	91.28 SQ.FT.
TOTAL AREA	639.16 SQ.FT.



1. All dimensions are in imperial and metric, and measured to structural elements and exclude wall finishes and construction tolerances. 2. All materials, dimensions, and drawings are approximate only. 3. Information is subject to change without notice at developer's absolute discretion. 4. Actual area may vary from the stated area. 5. Drawings not to scale. 6. All images used are for illustrative purposes only and do not represent the actual size, features, specifications, fittings, and furnishings. 7. The developer reserves the right to make revisions / alterations, at its absolute discretion, without any liability whatsoever.

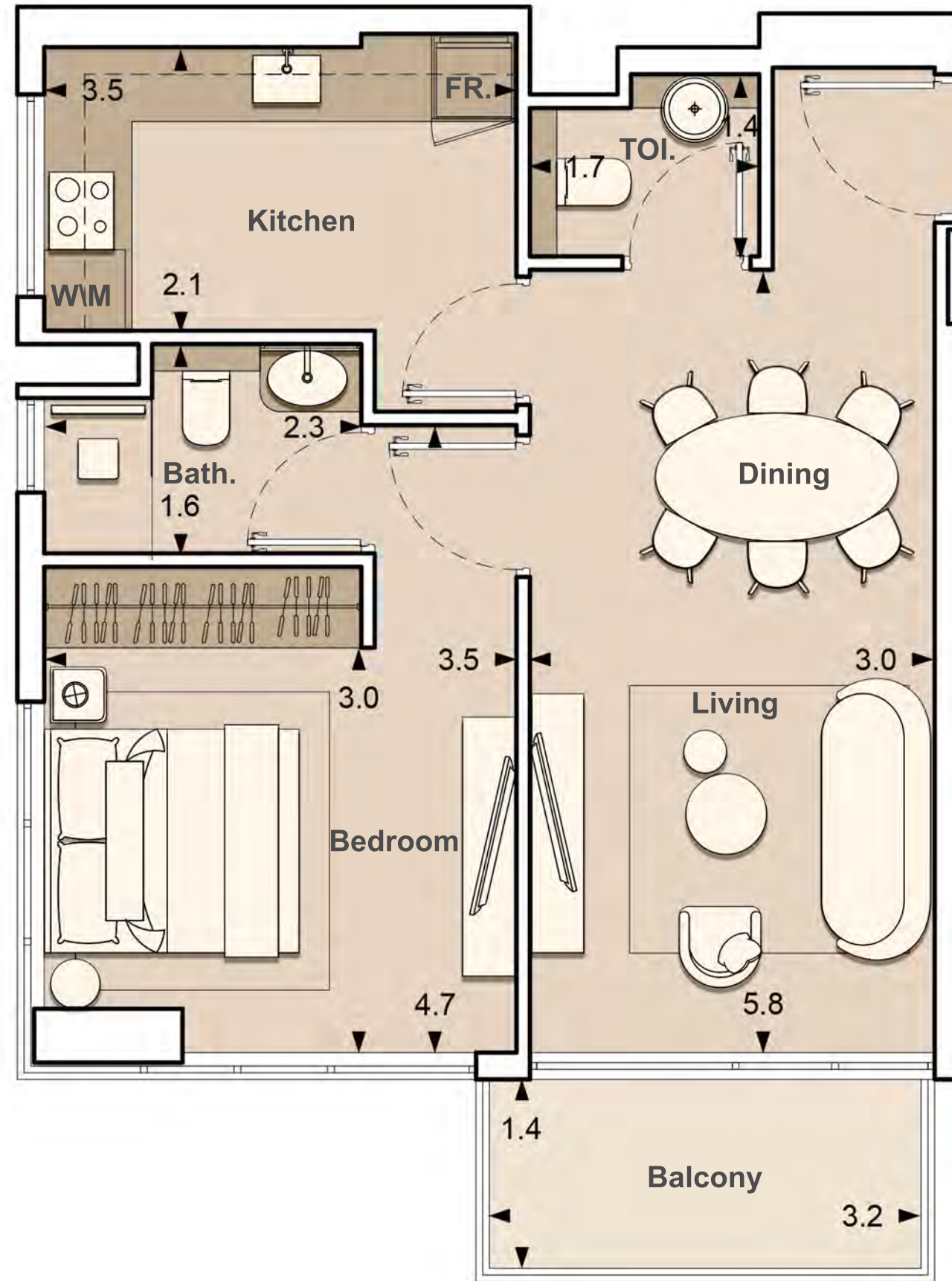
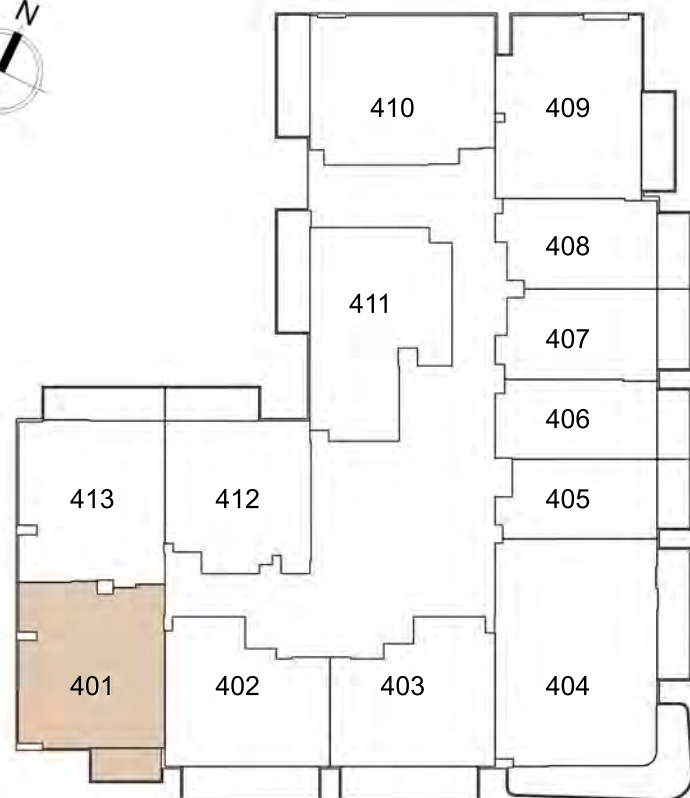


4TH FLOOR

LUME

UNIT : 401 1 - BEDROOM TYPE B

APARTMENT AREA	550.04 SQ.FT.
BALCONY AREA	53.39 SQ.FT.
TOTAL AREA	603.42 SQ.FT.

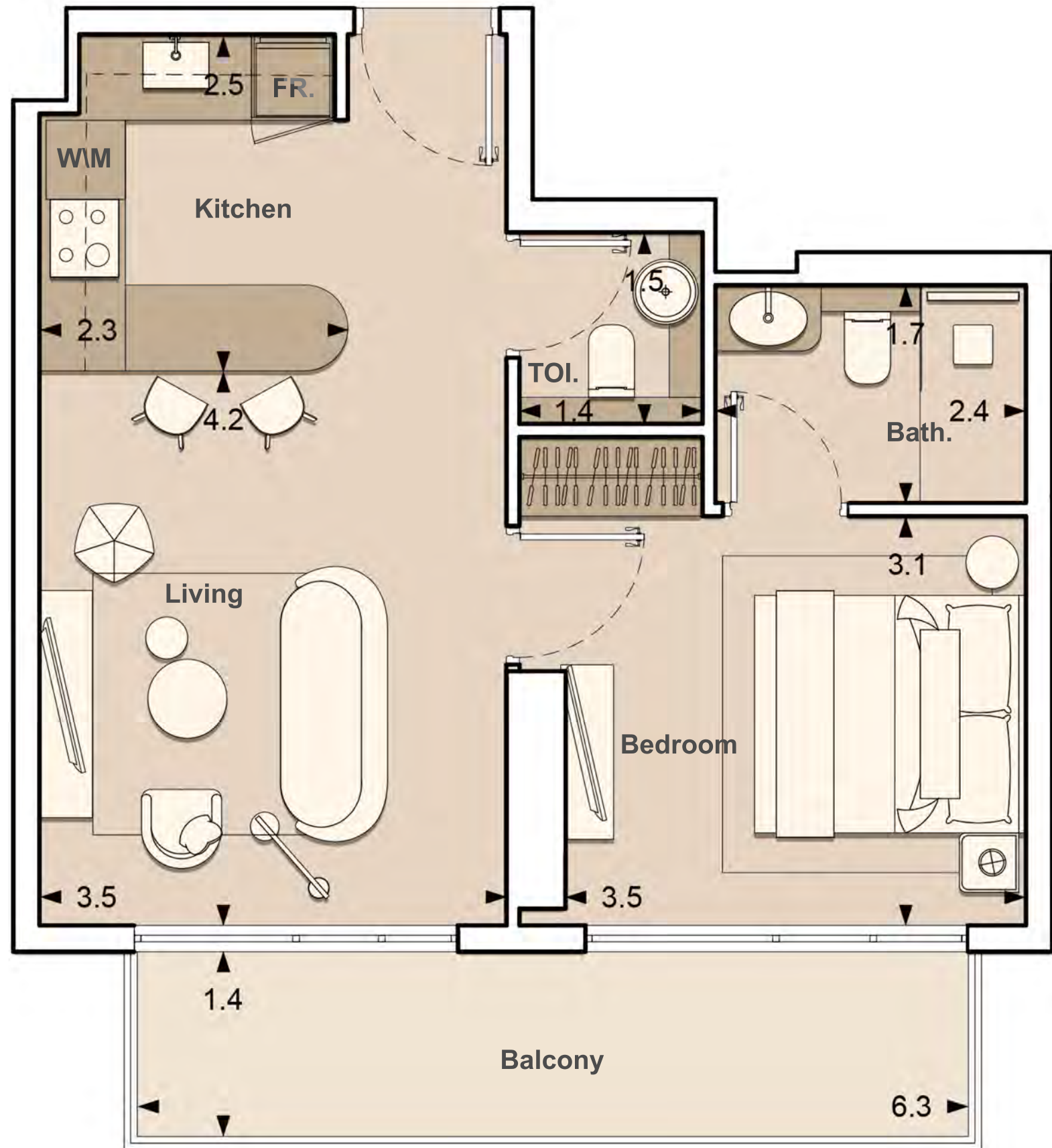
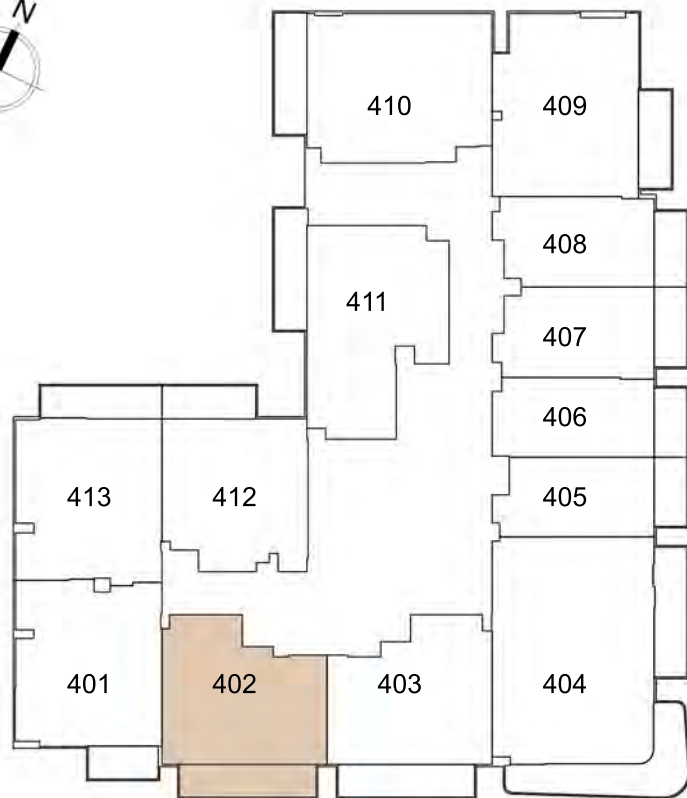


1. All dimensions are in imperial and metric, and measured to structural elements and exclude wall finishes and construction tolerances. 2. All materials, dimensions, and drawings are approximate only. 3. Information is subject to change without notice at developer's absolute discretion. 4. Actual area may vary from the stated area. 5. Drawings not to scale. 6. All images used are for illustrative purposes only and do not represent the actual size, features, specifications, fittings, and furnishings. 7. The developer reserves the right to make revisions / alterations, at its absolute discretion, without any liability whatsoever.

LUME

UNIT : 402 1 - BEDROOM TYPE A

APARTMENT AREA	497.51 SQ.FT.
BALCONY AREA	104.19 SQ.FT.
TOTAL AREA	601.70 SQ.FT.

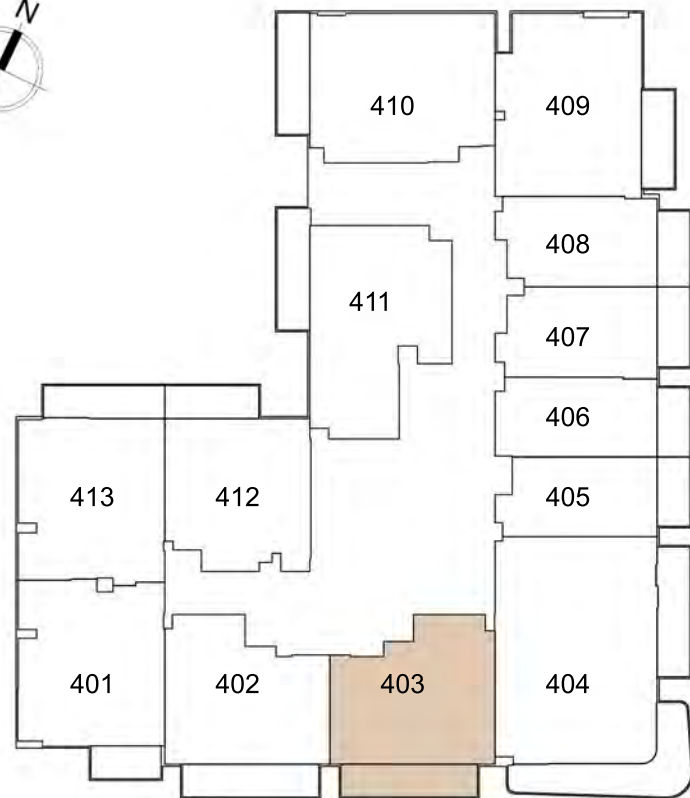


1. All dimensions are in imperial and metric, and measured to structural elements and exclude wall finishes and construction tolerances. 2. All materials, dimensions, and drawings are approximate only. 3. Information is subject to change without notice at developer's absolute discretion. 4. Actual area may vary from the stated area. 5. Drawings not to scale. 6. All images used are for illustrative purposes only and do not represent the actual size, features, specifications, fittings, and furnishings. 7. The developer reserves the right to make revisions / alterations, at its absolute discretion, without any liability whatsoever.

LUME

UNIT : 403 1 - BEDROOM TYPE A

APARTMENT AREA	499.77	SQ.FT.
BALCONY AREA	104.19	SQ.FT.
TOTAL AREA	603.96	SQ.FT.

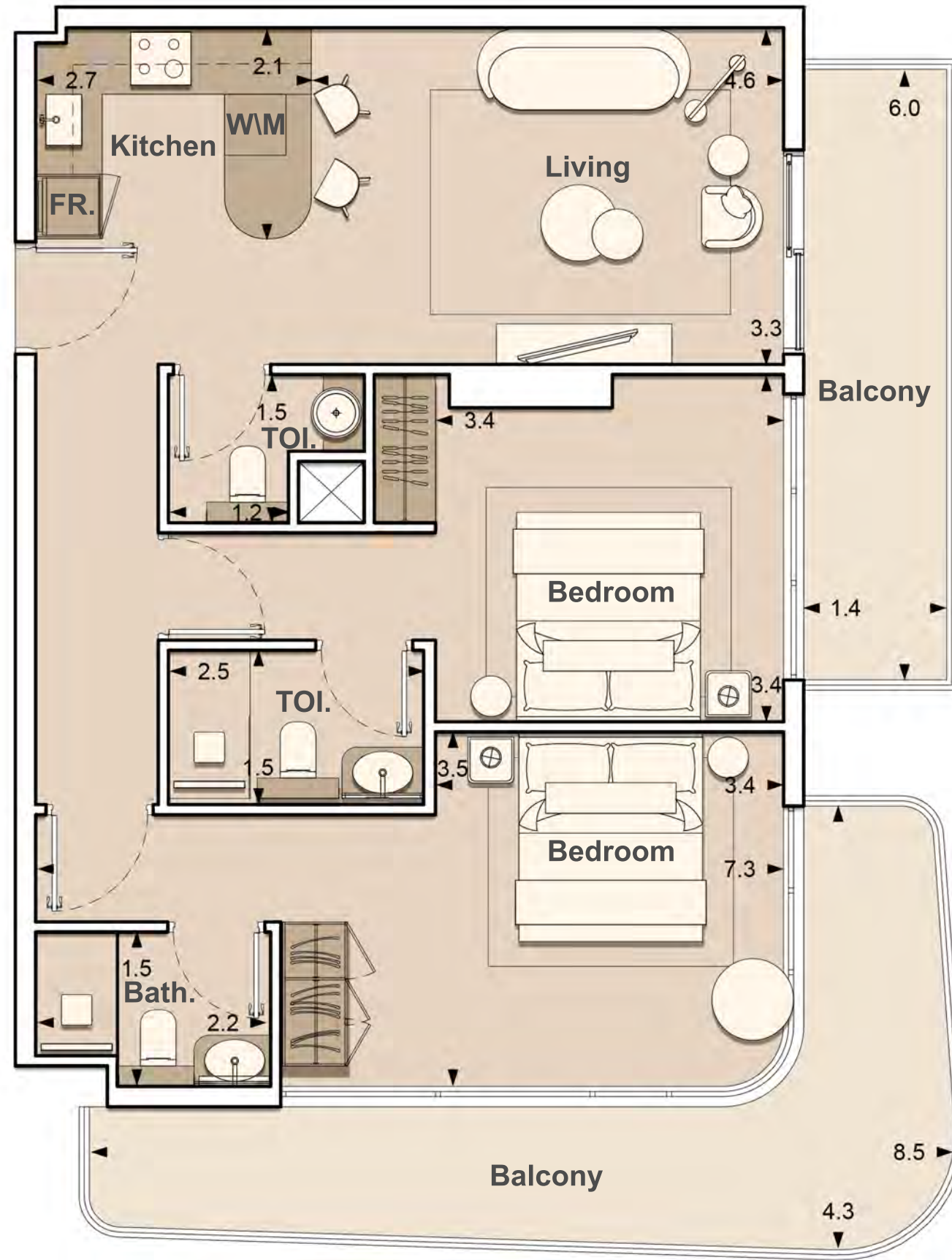
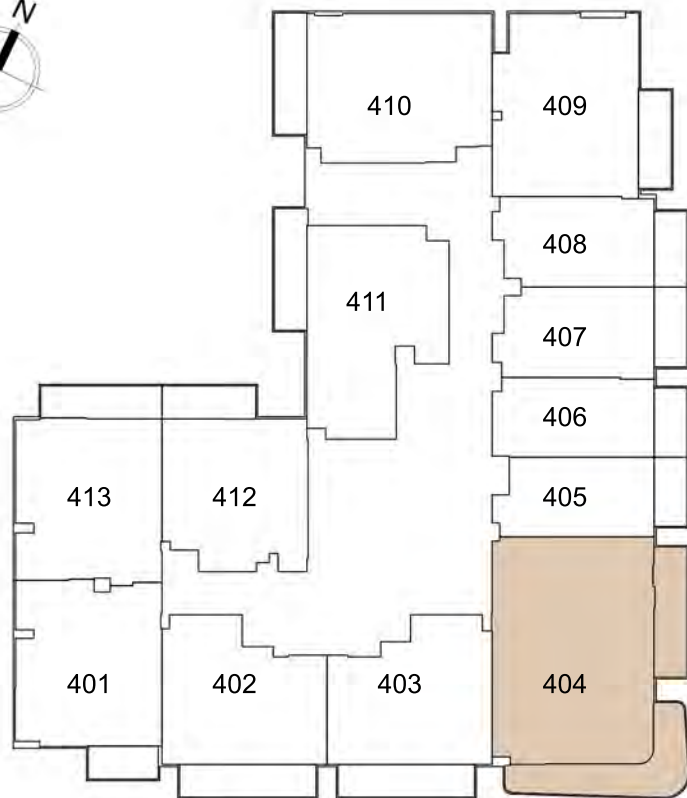


1. All dimensions are in imperial and metric, and measured to structural elements and exclude wall finishes and construction tolerances. 2. All materials, dimensions, and drawings are approximate only. 3. Information is subject to change without notice at developer's absolute discretion. 4. Actual area may vary from the stated area. 5. Drawings not to scale. 6. All images used are for illustrative purposes only and do not represent the actual size, features, specifications, fittings, and furnishings. 7. The developer reserves the right to make revisions / alterations, at its absolute discretion, without any liability whatsoever.

LUME

UNIT : 404 2 - BEDROOM TYPE A

APARTMENT AREA	843.57 SQ.FT.
BALCONY AREA	274.80 SQ.FT.
TOTAL AREA	1118.37 SQ.FT.

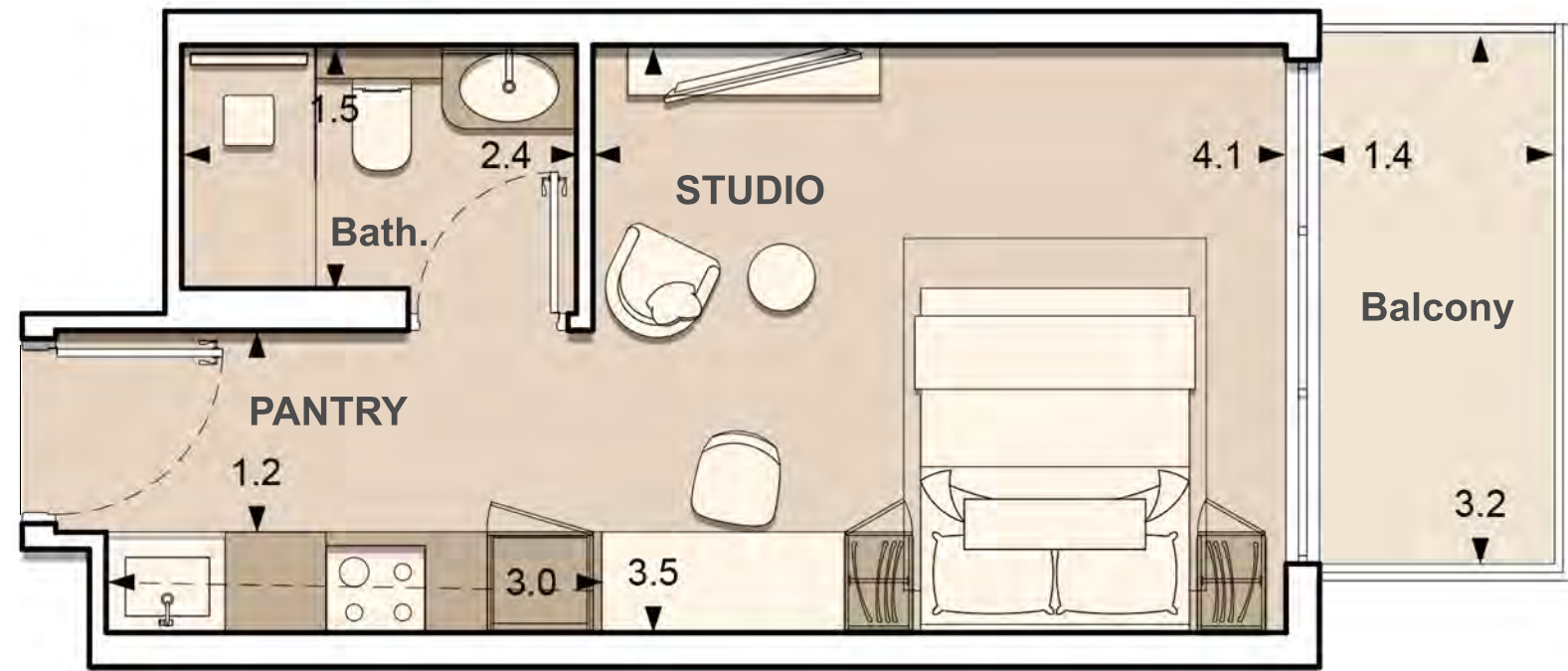
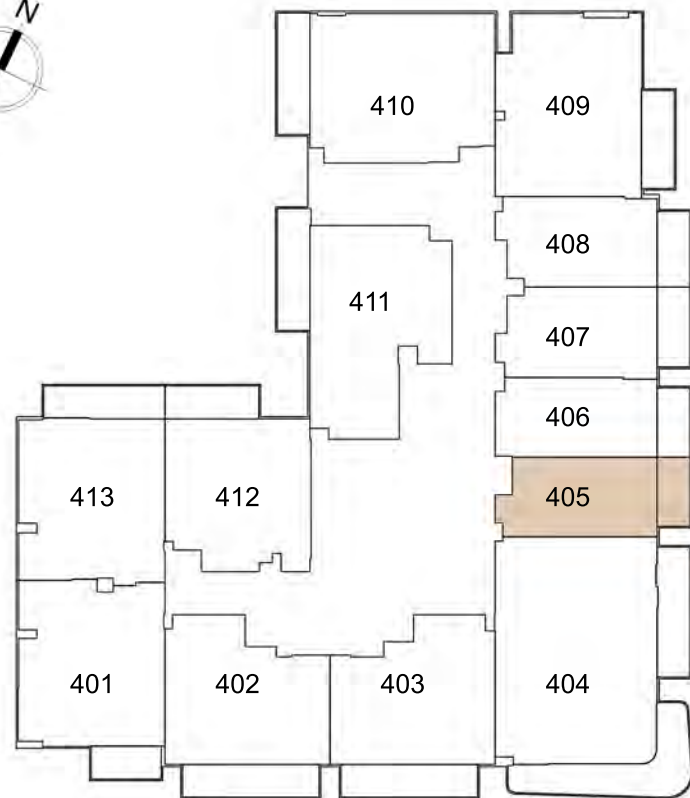


1. All dimensions are in imperial and metric, and measured to structural elements and exclude wall finishes and construction tolerances. 2. All materials, dimensions, and drawings are approximate only. 3. Information is subject to change without notice at developer's absolute discretion. 4. Actual area may vary from the stated area. 5. Drawings not to scale. 6. All images used are for illustrative purposes only and do not represent the actual size, features, specifications, fittings, and furnishings. 7. The developer reserves the right to make revisions / alterations, at its absolute discretion, without any liability whatsoever.

LUME

UNIT : 405 STUDIO TYPE C

APARTMENT AREA	282.34 SQ.FT.
BALCONY AREA	52.74 SQ.FT.
TOTAL AREA	335.08 SQ.FT.

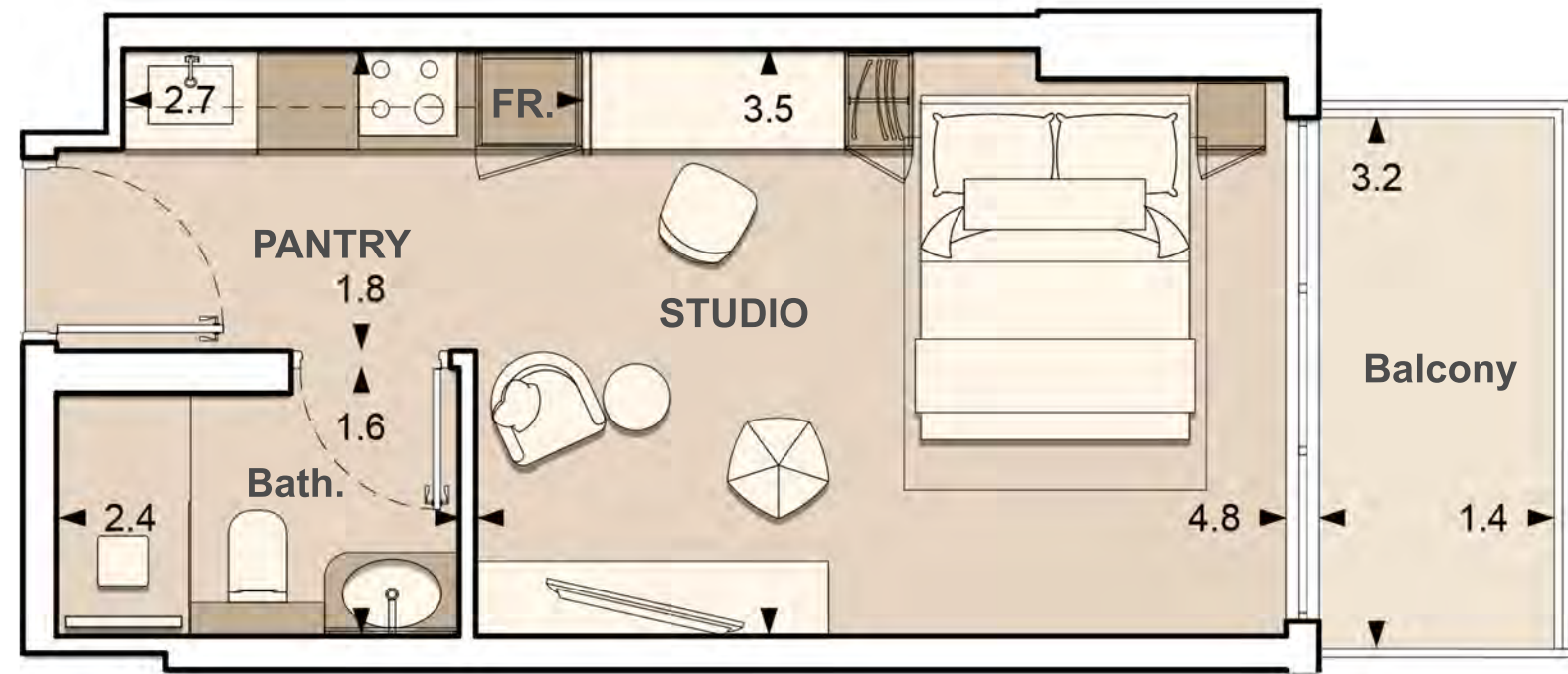
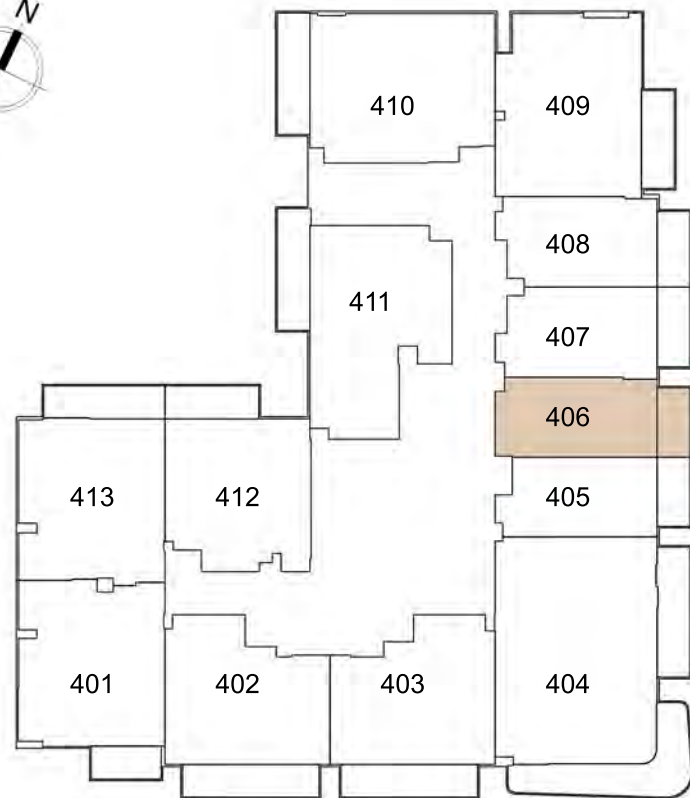


1. All dimensions are in imperial and metric, and measured to structural elements and exclude wall finishes and construction tolerances. 2. All materials, dimensions, and drawings are approximate only. 3. Information is subject to change without notice at developer's absolute discretion. 4. Actual area may vary from the stated area. 5. Drawings not to scale. 6. All images used are for illustrative purposes only and do not represent the actual size, features, specifications, fittings, and furnishings. 7. The developer reserves the right to make revisions / alterations, at its absolute discretion, without any liability whatsoever.

LUME

UNIT : 406 STUDIO TYPE B

APARTMENT AREA	294.82 SQ.FT.
BALCONY AREA	52.74 SQ.FT.
TOTAL AREA	347.57 SQ.FT.

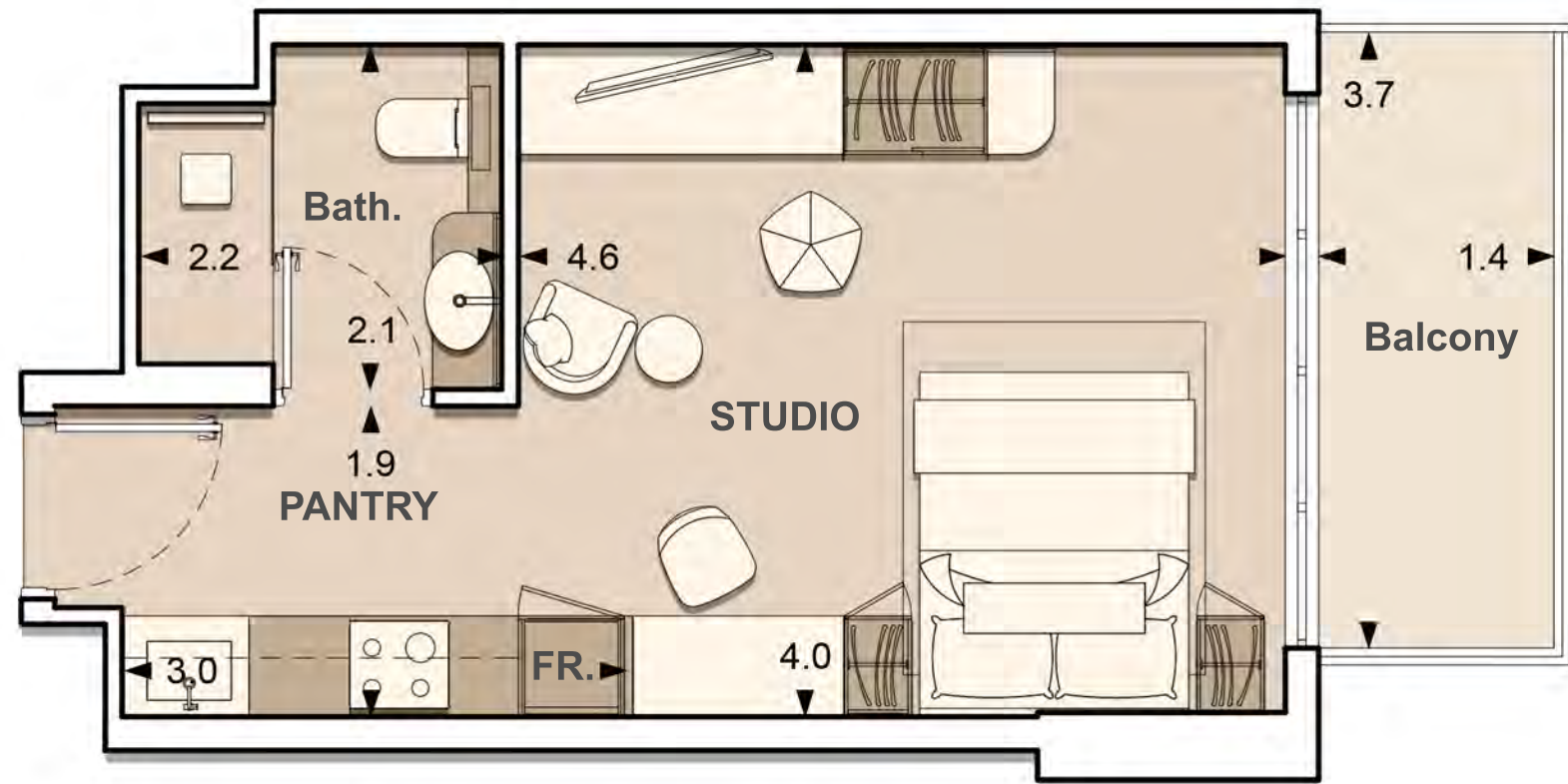
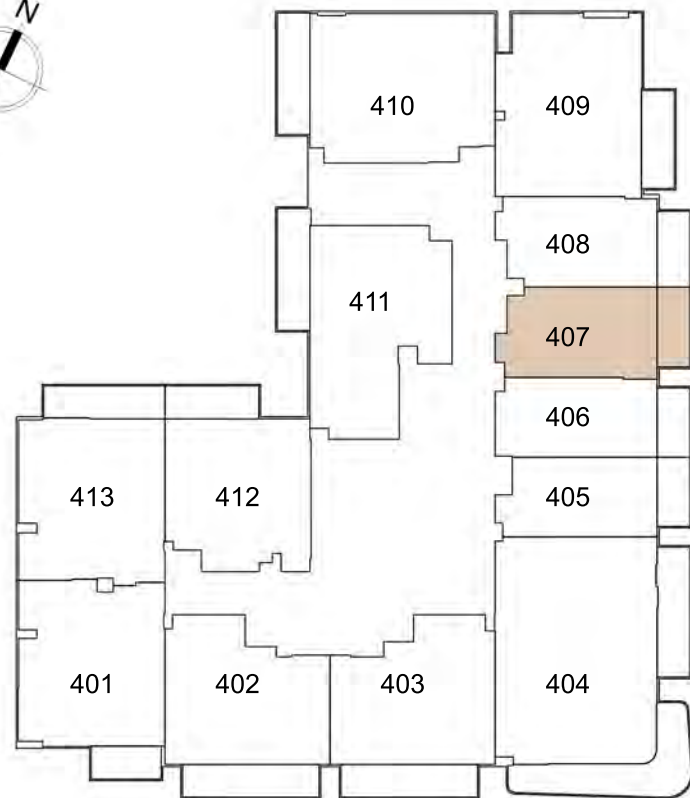


1. All dimensions are in imperial and metric, and measured to structural elements and exclude wall finishes and construction tolerances. 2. All materials, dimensions, and drawings are approximate only. 3. Information is subject to change without notice at developer's absolute discretion. 4. Actual area may vary from the stated area. 5. Drawings not to scale. 6. All images used are for illustrative purposes only and do not represent the actual size, features, specifications, fittings, and furnishings. 7. The developer reserves the right to make revisions / alterations, at its absolute discretion, without any liability whatsoever.

LUME

UNIT : 407 STUDIO TYPE A

APARTMENT AREA	321.95	SQ.FT.
BALCONY AREA	61.03	SQ.FT.
TOTAL AREA	382.98	SQ.FT.

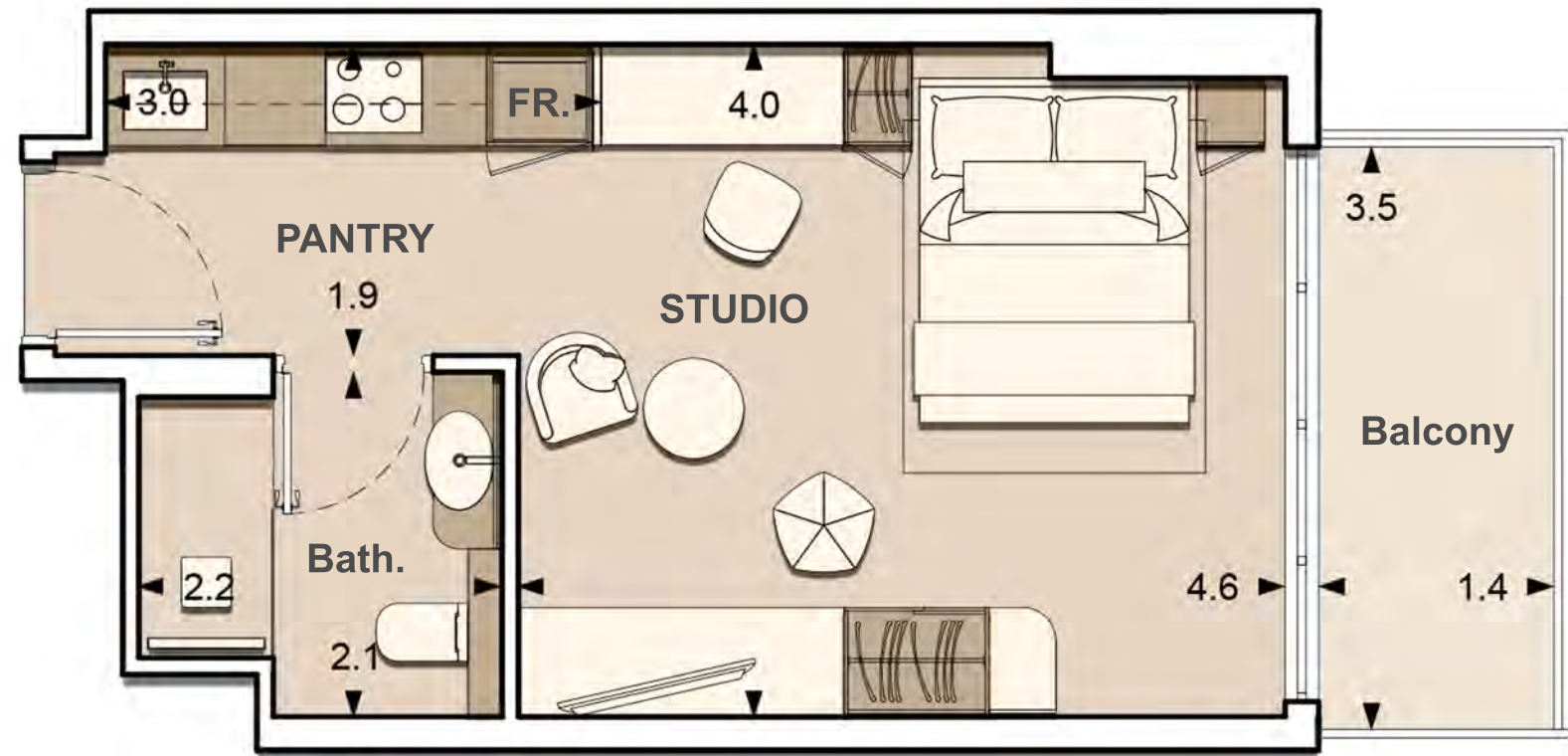
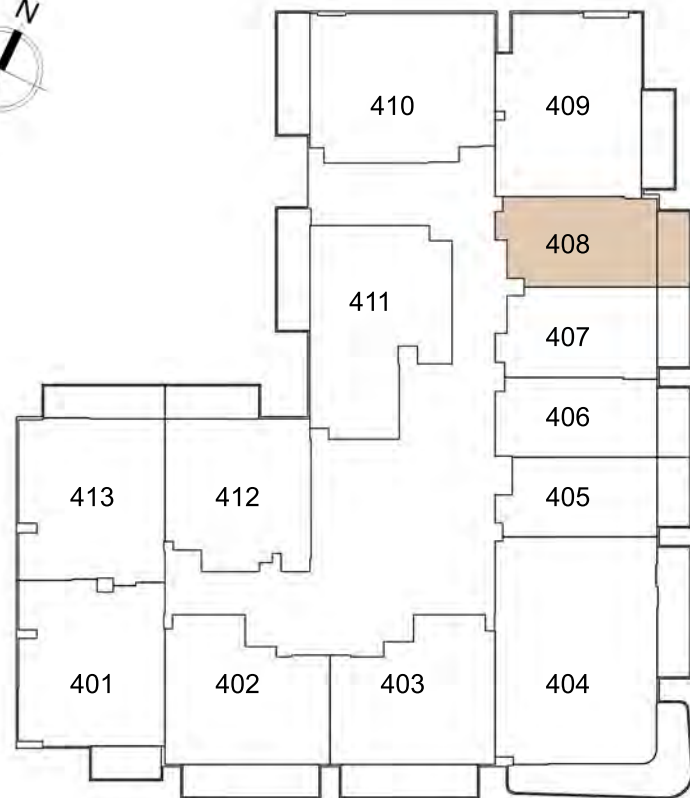


1. All dimensions are in imperial and metric, and measured to structural elements and exclude wall finishes and construction tolerances. 2. All materials, dimensions, and drawings are approximate only. 3. Information is subject to change without notice at developer's absolute discretion. 4. Actual area may vary from the stated area. 5. Drawings not to scale. 6. All images used are for illustrative purposes only and do not represent the actual size, features, specifications, fittings, and furnishings. 7. The developer reserves the right to make revisions / alterations, at its absolute discretion, without any liability whatsoever.

LUME

UNIT : 408 STUDIO TYPE A

APARTMENT AREA	319.58	SQ.FT.
BALCONY AREA	57.69	SQ.FT.
TOTAL AREA	377.28	SQ.FT.

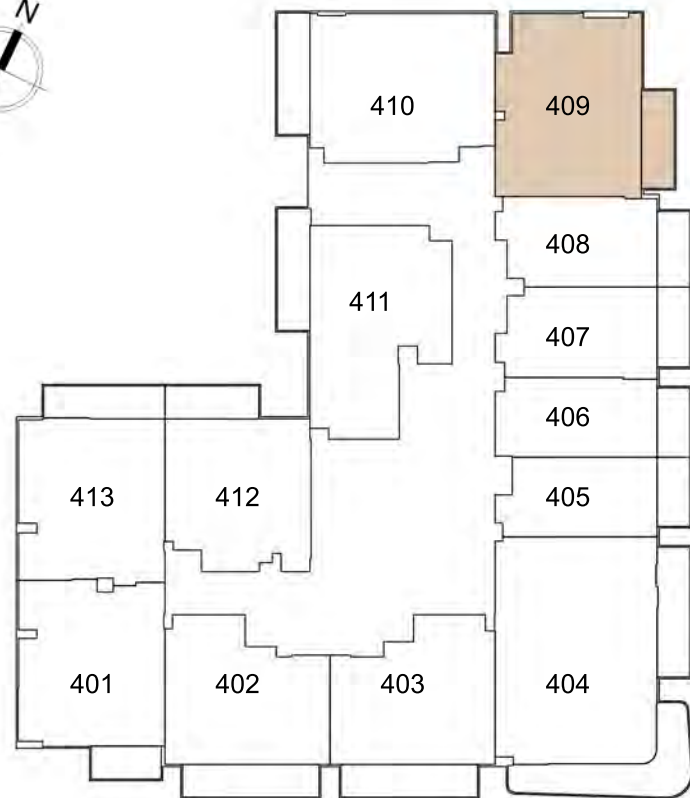


1. All dimensions are in imperial and metric, and measured to structural elements and exclude wall finishes and construction tolerances. 2. All materials, dimensions, and drawings are approximate only. 3. Information is subject to change without notice at developer's absolute discretion. 4. Actual area may vary from the stated area. 5. Drawings not to scale. 6. All images used are for illustrative purposes only and do not represent the actual size, features, specifications, fittings, and furnishings. 7. The developer reserves the right to make revisions / alterations, at its absolute discretion, without any liability whatsoever.

LUME

UNIT : 409 1 - BEDROOM TYPE C

APARTMENT AREA	601.81	SQ.FT.
BALCONY AREA	74.70	SQ.FT.
TOTAL AREA	676.51	SQ.FT.

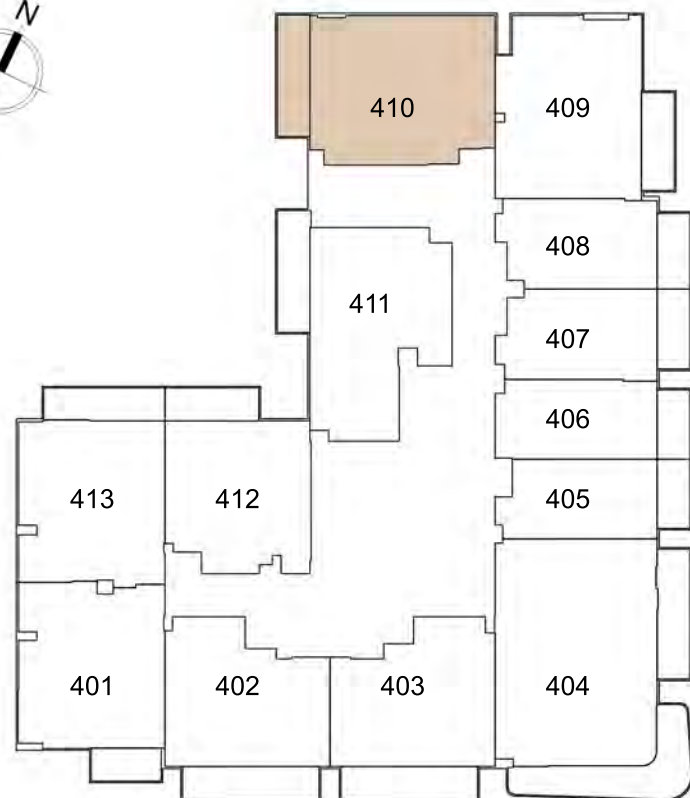


1. All dimensions are in imperial and metric, and measured to structural elements and exclude wall finishes and construction tolerances. 2. All materials, dimensions, and drawings are approximate only. 3. Information is subject to change without notice at developer's absolute discretion. 4. Actual area may vary from the stated area. 5. Drawings not to scale. 6. All images used are for illustrative purposes only and do not represent the actual size, features, specifications, fittings, and furnishings. 7. The developer reserves the right to make revisions / alterations, at its absolute discretion, without any liability whatsoever.

LUME

UNIT : 410 1 - BEDROOM TYPE D

APARTMENT AREA	622.37	SQ.FT.
BALCONY AREA	92.78	SQ.FT.
TOTAL AREA	715.15	SQ.FT.

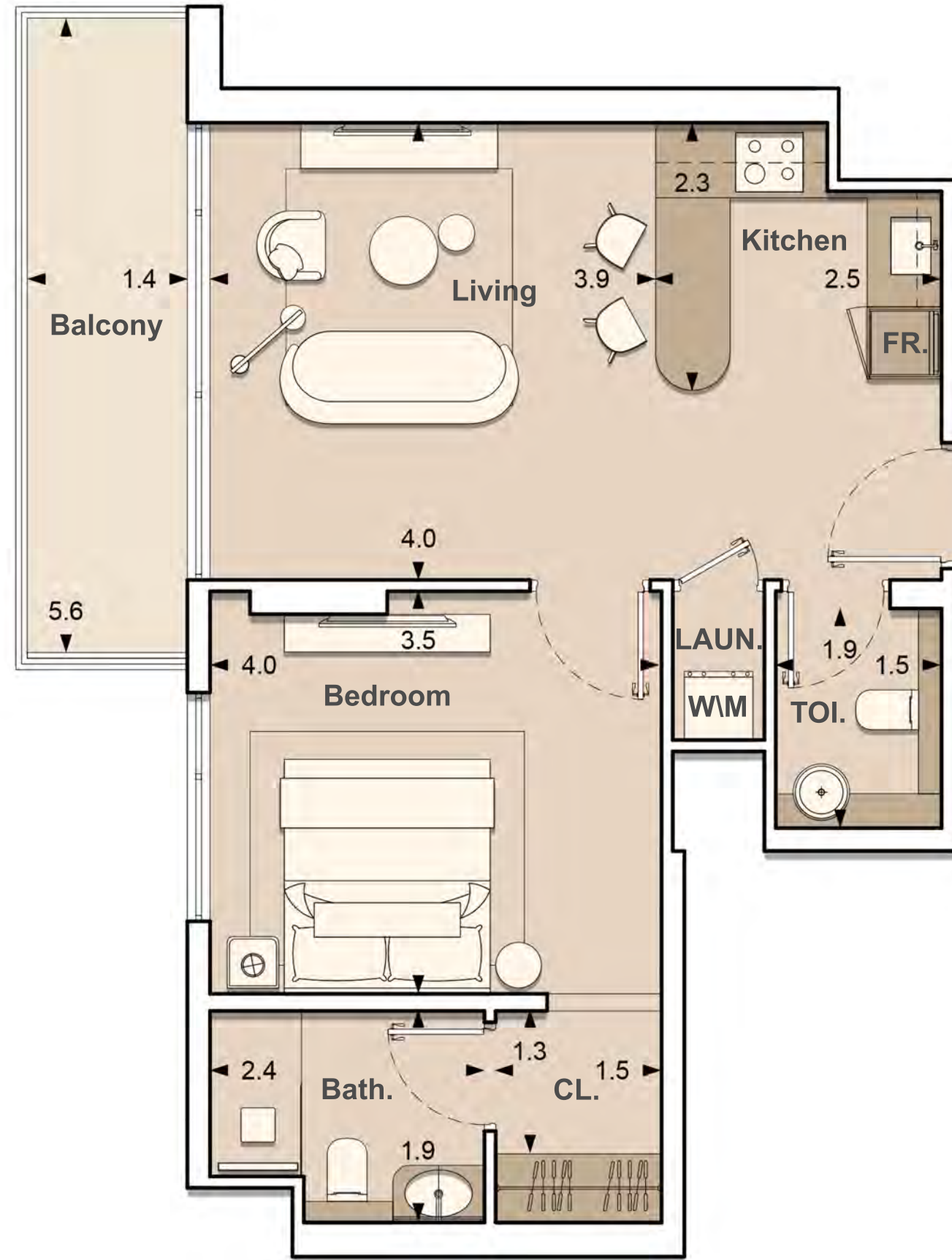
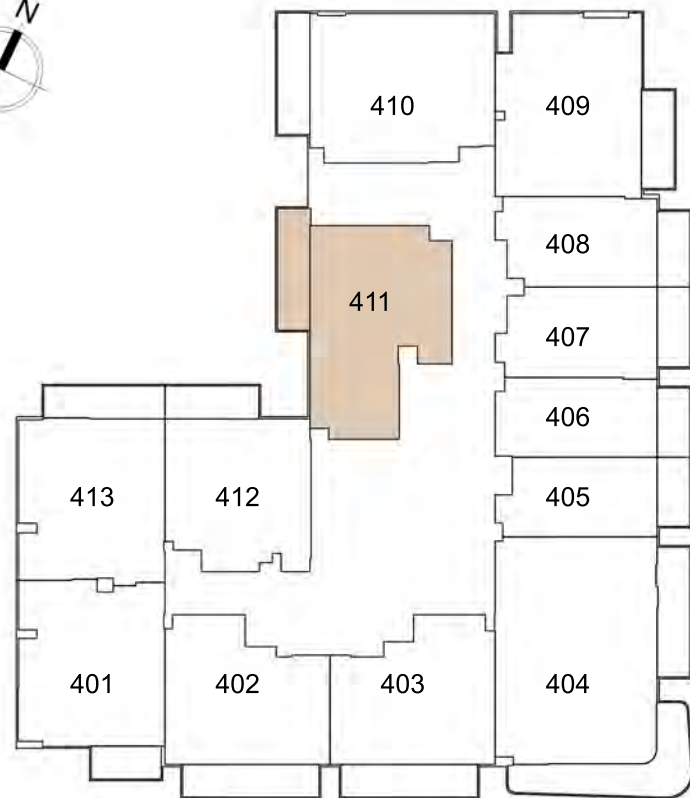


1. All dimensions are in imperial and metric, and measured to structural elements and exclude wall finishes and construction tolerances. 2. All materials, dimensions, and drawings are approximate only. 3. Information is subject to change without notice at developer's absolute discretion. 4. Actual area may vary from the stated area. 5. Drawings not to scale. 6. All images used are for illustrative purposes only and do not represent the actual size, features, specifications, fittings, and furnishings. 7. The developer reserves the right to make revisions / alterations, at its absolute discretion, without any liability whatsoever.

LUME

UNIT : 411 1 - BEDROOM TYPE E

APARTMENT AREA	591.91	SQ.FT.
BALCONY AREA	93.22	SQ.FT.
TOTAL AREA	685.12	SQ.FT.

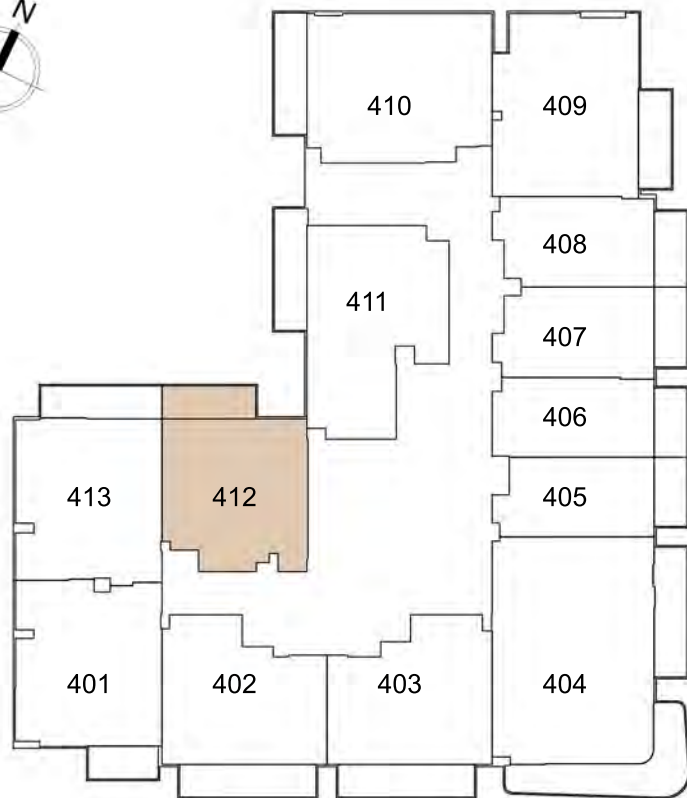


1. All dimensions are in imperial and metric, and measured to structural elements and exclude wall finishes and construction tolerances. 2. All materials, dimensions, and drawings are approximate only. 3. Information is subject to change without notice at developer's absolute discretion. 4. Actual area may vary from the stated area. 5. Drawings not to scale. 6. All images used are for illustrative purposes only and do not represent the actual size, features, specifications, fittings, and furnishings. 7. The developer reserves the right to make revisions / alterations, at its absolute discretion, without any liability whatsoever.

LUME

UNIT : 412 1 - BEDROOM TYPE F

APARTMENT AREA	491.70	SQ.FT.
BALCONY AREA	71.69	SQ.FT.
TOTAL AREA	563.38	SQ.FT.

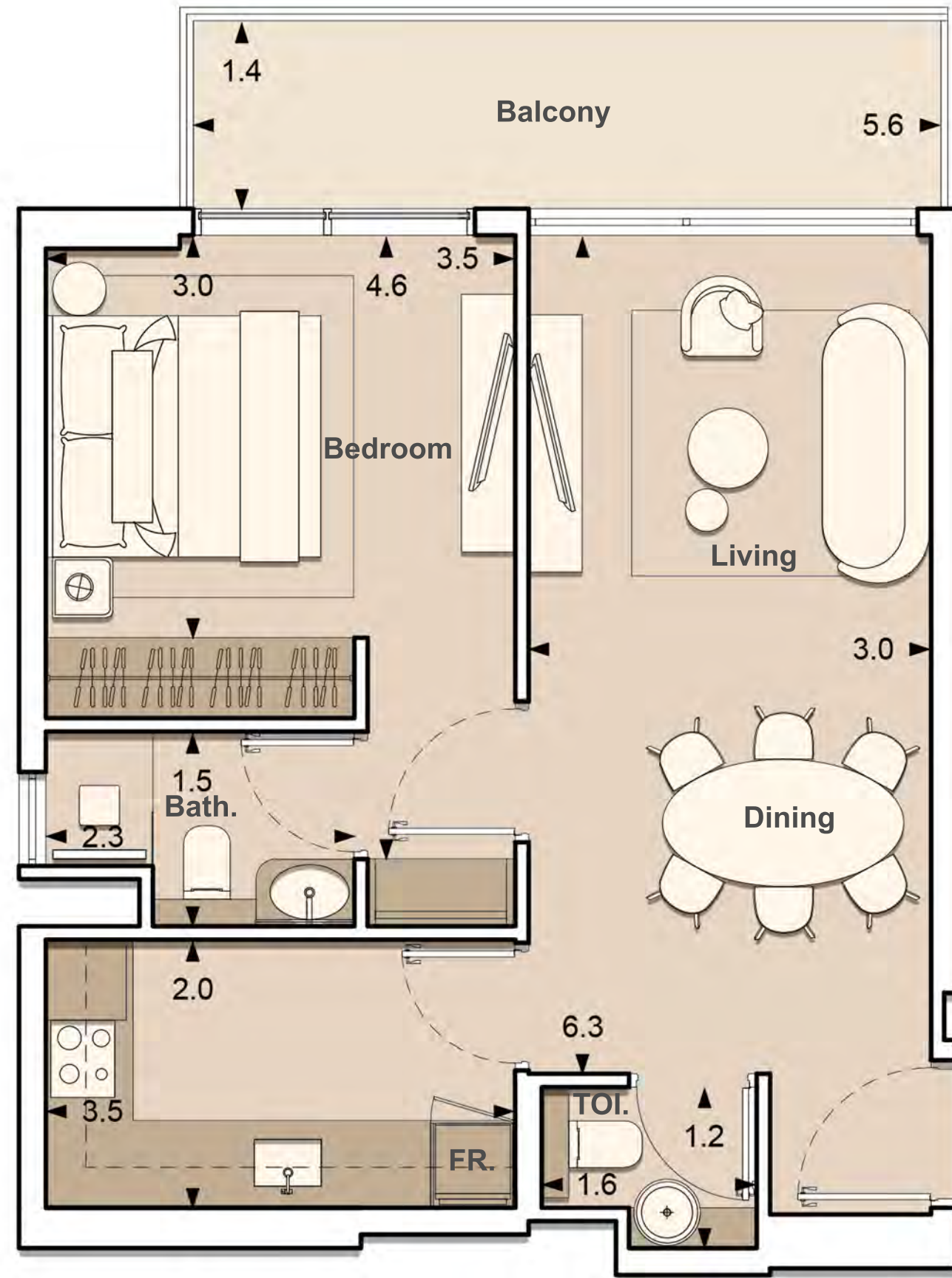
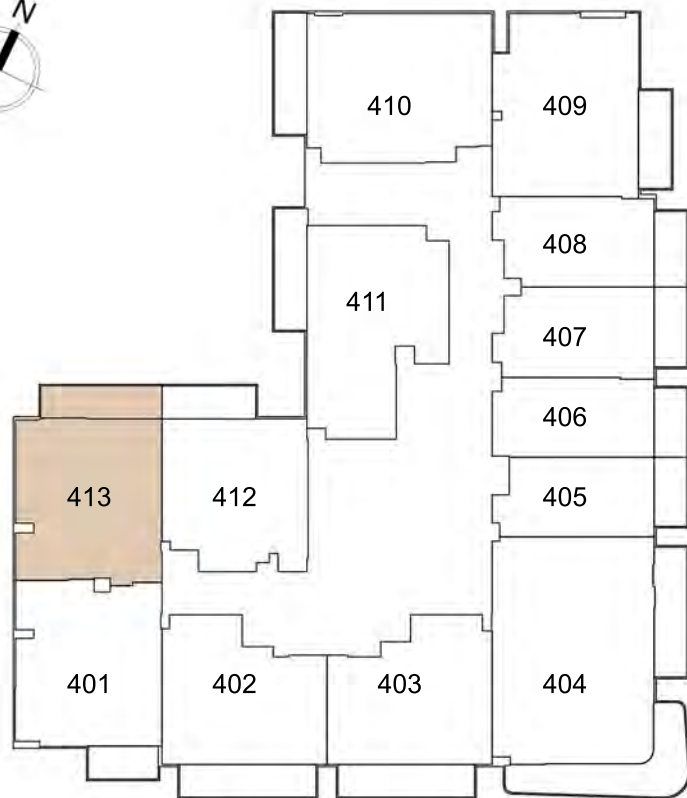


1. All dimensions are in imperial and metric, and measured to structural elements and exclude wall finishes and construction tolerances. 2. All materials, dimensions, and drawings are approximate only. 3. Information is subject to change without notice at developer's absolute discretion. 4. Actual area may vary from the stated area. 5. Drawings not to scale. 6. All images used are for illustrative purposes only and do not represent the actual size, features, specifications, fittings, and furnishings. 7. The developer reserves the right to make revisions / alterations, at its absolute discretion, without any liability whatsoever.

LUME

UNIT : 413 1 - BEDROOM TYPE G

APARTMENT AREA	547.88 SQ.FT.
BALCONY AREA	91.28 SQ.FT.
TOTAL AREA	639.16 SQ.FT.



1. All dimensions are in imperial and metric, and measured to structural elements and exclude wall finishes and construction tolerances. 2. All materials, dimensions, and drawings are approximate only. 3. Information is subject to change without notice at developer's absolute discretion. 4. Actual area may vary from the stated area. 5. Drawings not to scale. 6. All images used are for illustrative purposes only and do not represent the actual size, features, specifications, fittings, and furnishings. 7. The developer reserves the right to make revisions / alterations, at its absolute discretion, without any liability whatsoever.

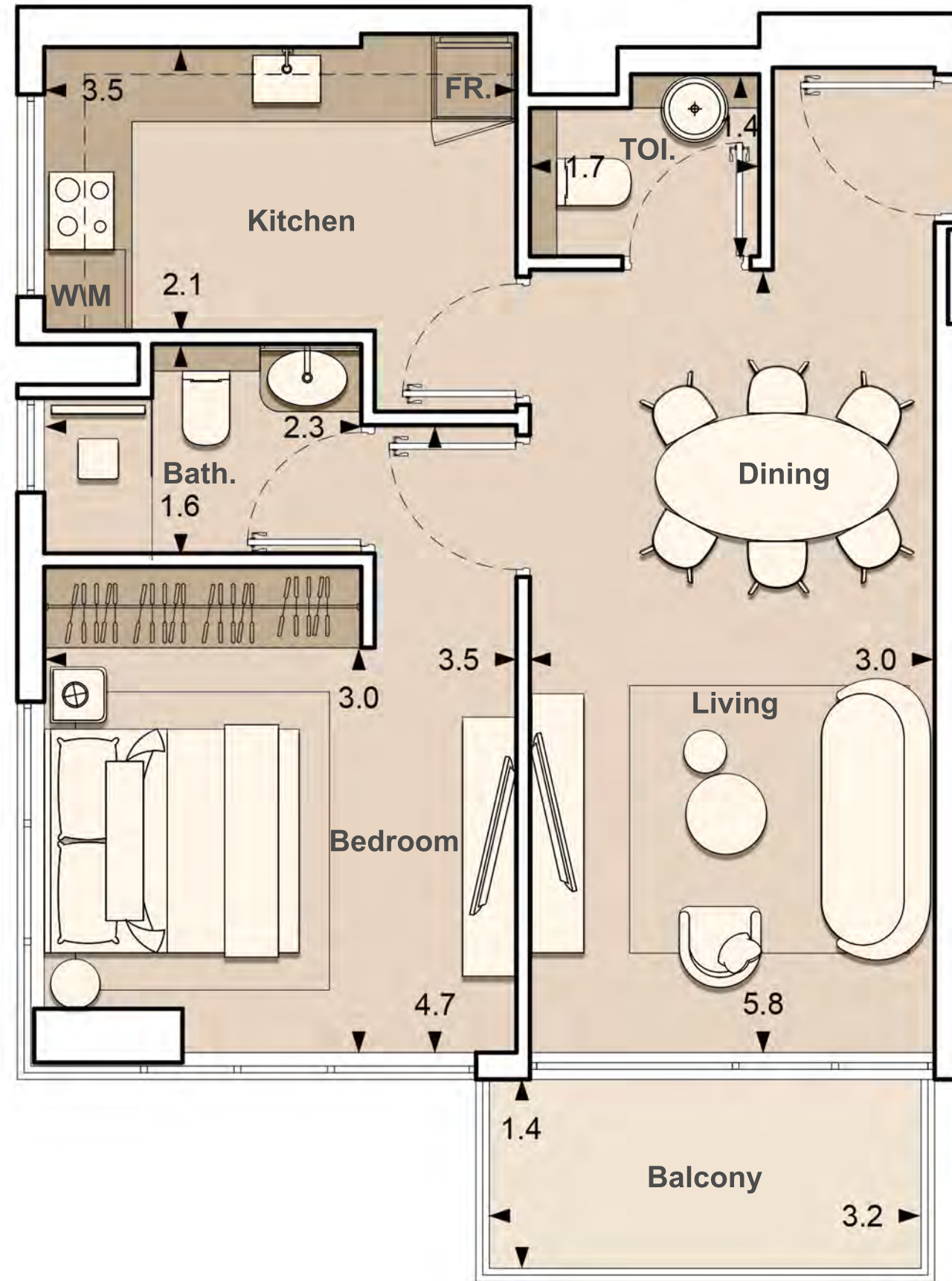
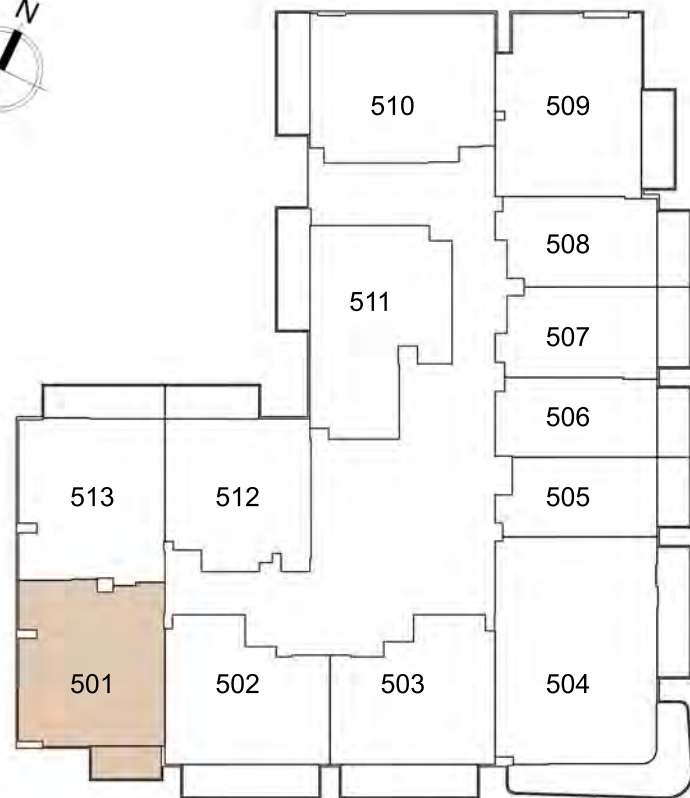


5TH FLOOR

LUME

UNIT : 501 1 - BEDROOM TYPE B

APARTMENT AREA	550.04 SQ.FT.
BALCONY AREA	53.39 SQ.FT.
TOTAL AREA	603.42 SQ.FT.

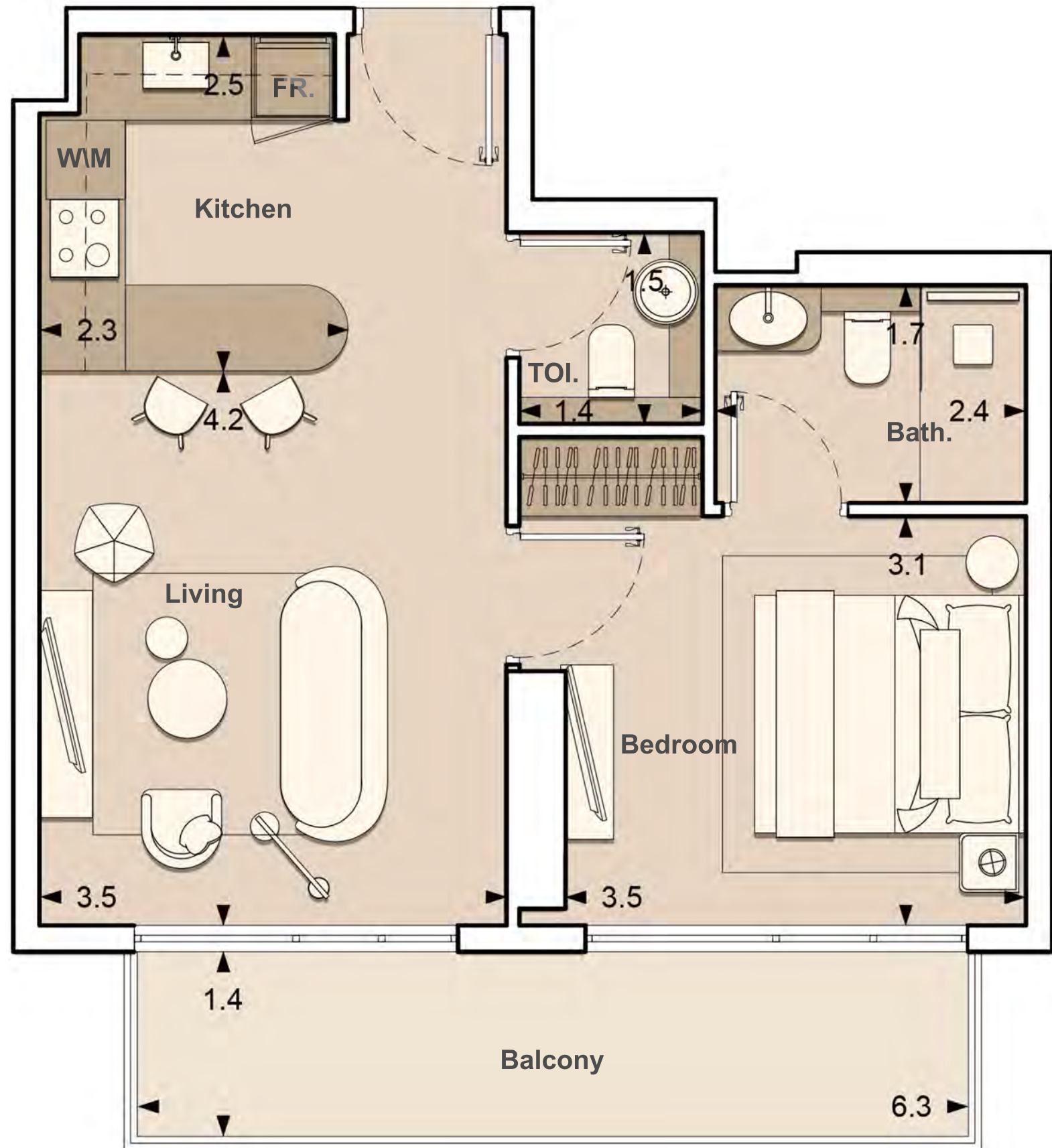
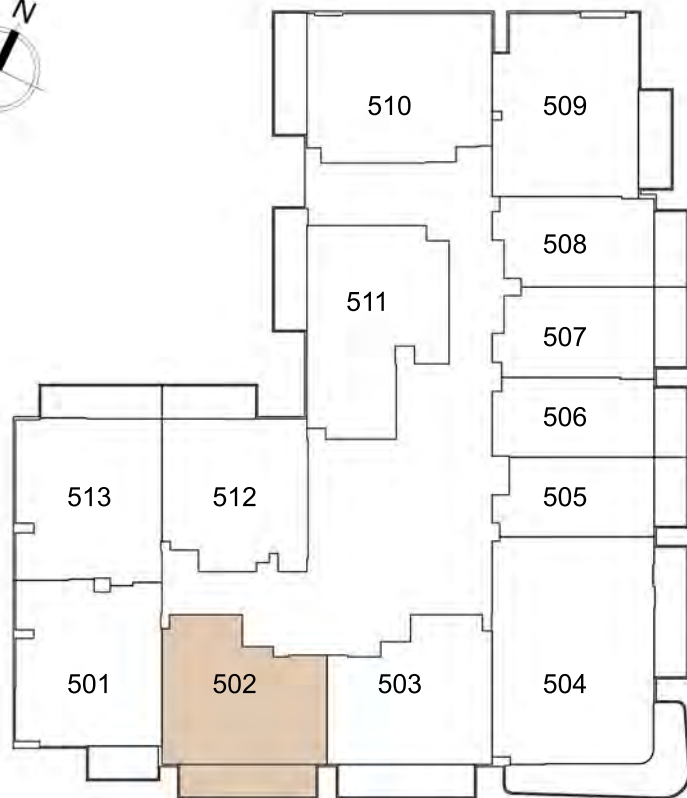


1. All dimensions are in imperial and metric, and measured to structural elements and exclude wall finishes and construction tolerances. 2. All materials, dimensions, and drawings are approximate only. 3. Information is subject to change without notice at developer's absolute discretion. 4. Actual area may vary from the stated area. 5. Drawings not to scale. 6. All images used are for illustrative purposes only and do not represent the actual size, features, specifications, fittings, and furnishings. 7. The developer reserves the right to make revisions / alterations, at its absolute discretion, without any liability whatsoever.

LUME

UNIT : 502 1 - BEDROOM TYPE A

APARTMENT AREA	497.51 SQ.FT.
BALCONY AREA	104.19 SQ.FT.
TOTAL AREA	601.70 SQ.FT.

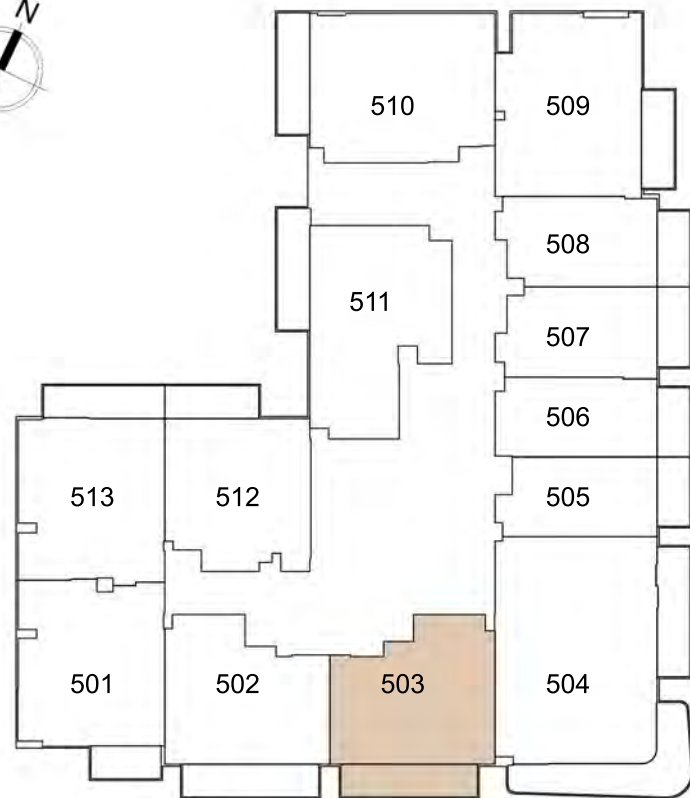


1. All dimensions are in imperial and metric, and measured to structural elements and exclude wall finishes and construction tolerances. 2. All materials, dimensions, and drawings are approximate only. 3. Information is subject to change without notice at developer's absolute discretion. 4. Actual area may vary from the stated area. 5. Drawings not to scale. 6. All images used are for illustrative purposes only and do not represent the actual size, features, specifications, fittings, and furnishings. 7. The developer reserves the right to make revisions / alterations, at its absolute discretion, without any liability whatsoever.

LUME

UNIT : 503 1 - BEDROOM TYPE A

APARTMENT AREA	499.77	SQ.FT.
BALCONY AREA	104.19	SQ.FT.
TOTAL AREA	603.96	SQ.FT.

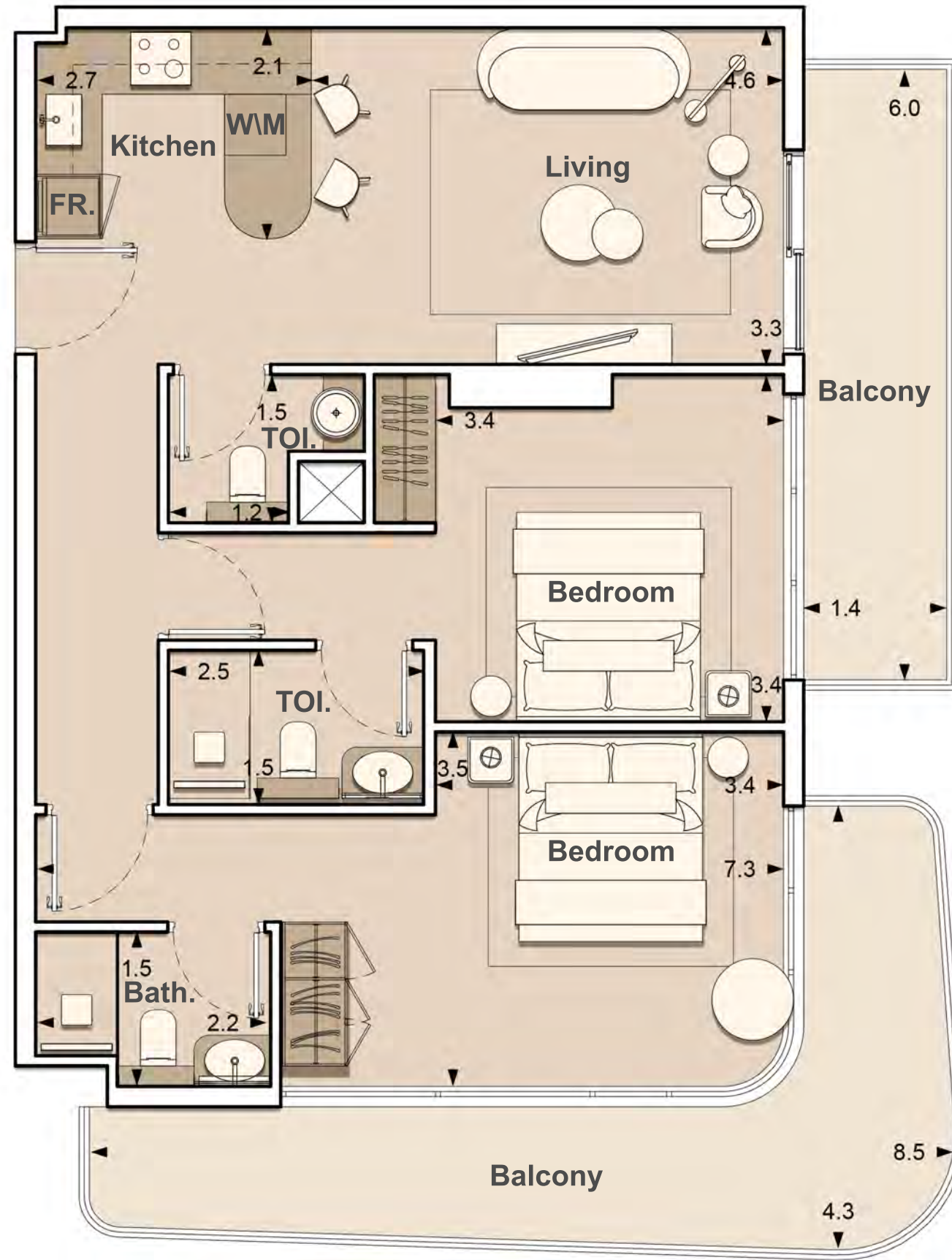
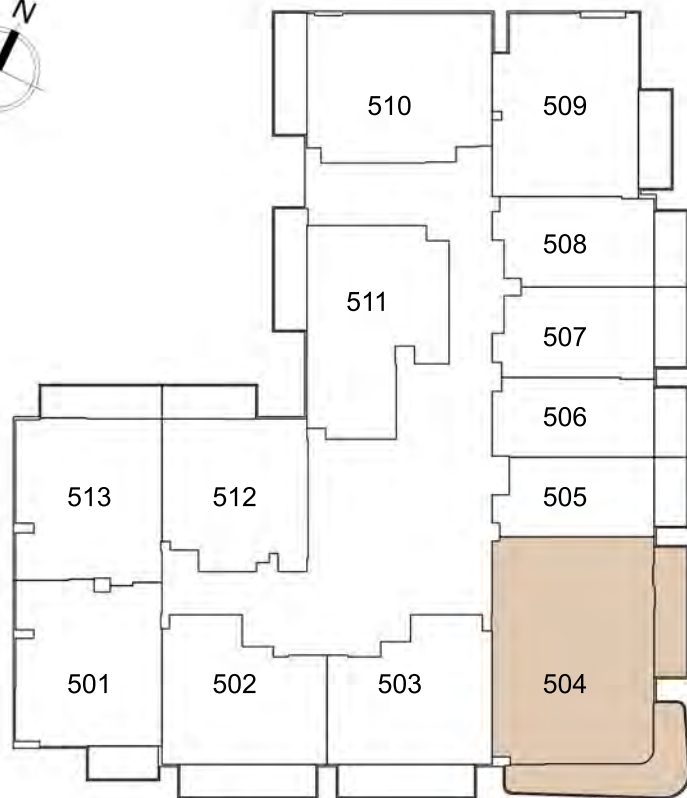


1. All dimensions are in imperial and metric, and measured to structural elements and exclude wall finishes and construction tolerances. 2. All materials, dimensions, and drawings are approximate only. 3. Information is subject to change without notice at developer's absolute discretion. 4. Actual area may vary from the stated area. 5. Drawings not to scale. 6. All images used are for illustrative purposes only and do not represent the actual size, features, specifications, fittings, and furnishings. 7. The developer reserves the right to make revisions / alterations, at its absolute discretion, without any liability whatsoever.

LUME

UNIT : 504 2 - BEDROOM TYPE A

APARTMENT AREA	843.57 SQ.FT.
BALCONY AREA	274.80 SQ.FT.
TOTAL AREA	1118.37 SQ.FT.

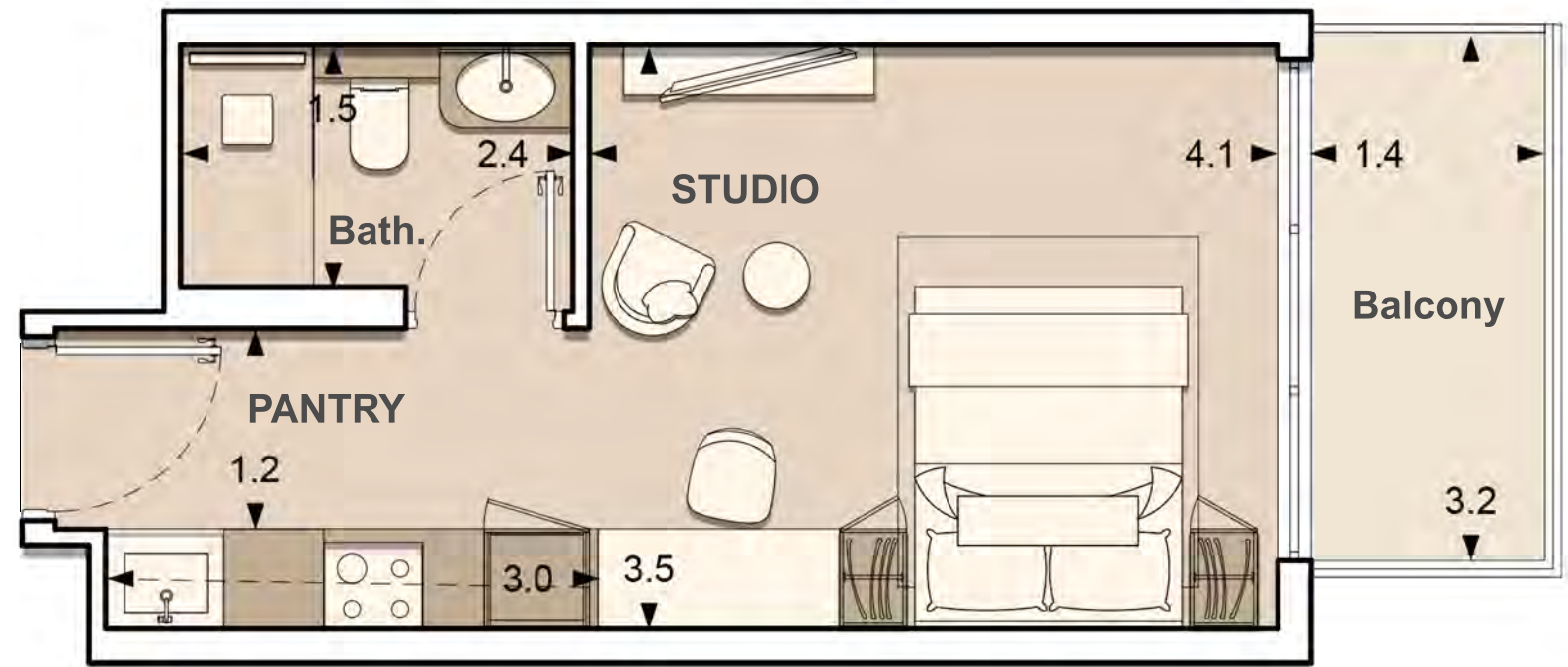
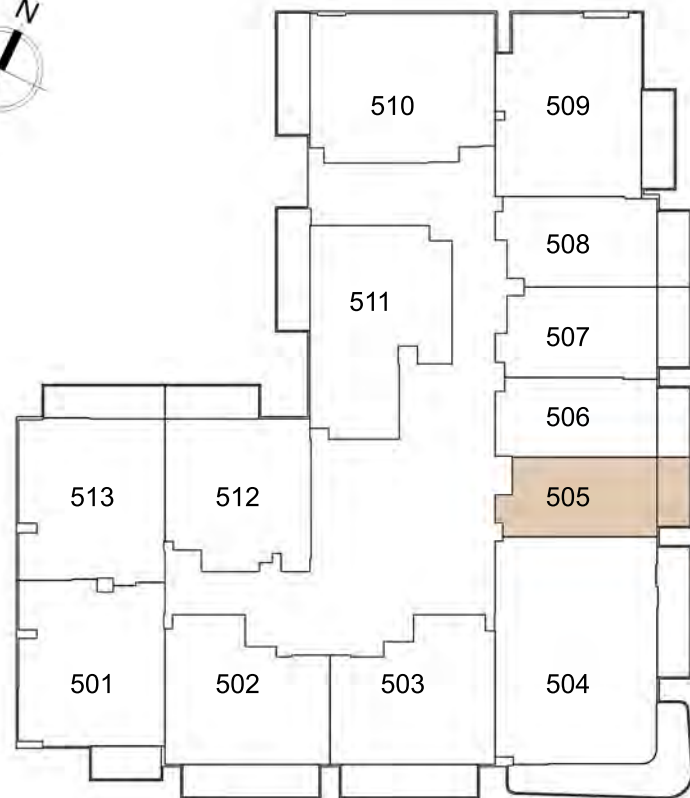


1. All dimensions are in imperial and metric, and measured to structural elements and exclude wall finishes and construction tolerances. 2. All materials, dimensions, and drawings are approximate only. 3. Information is subject to change without notice at developer's absolute discretion. 4. Actual area may vary from the stated area. 5. Drawings not to scale. 6. All images used are for illustrative purposes only and do not represent the actual size, features, specifications, fittings, and furnishings. 7. The developer reserves the right to make revisions / alterations, at its absolute discretion, without any liability whatsoever.

LUME

UNIT : 505 STUDIO TYPE C

APARTMENT AREA	282.34 SQ.FT.
BALCONY AREA	52.74 SQ.FT.
TOTAL AREA	335.08 SQ.FT.

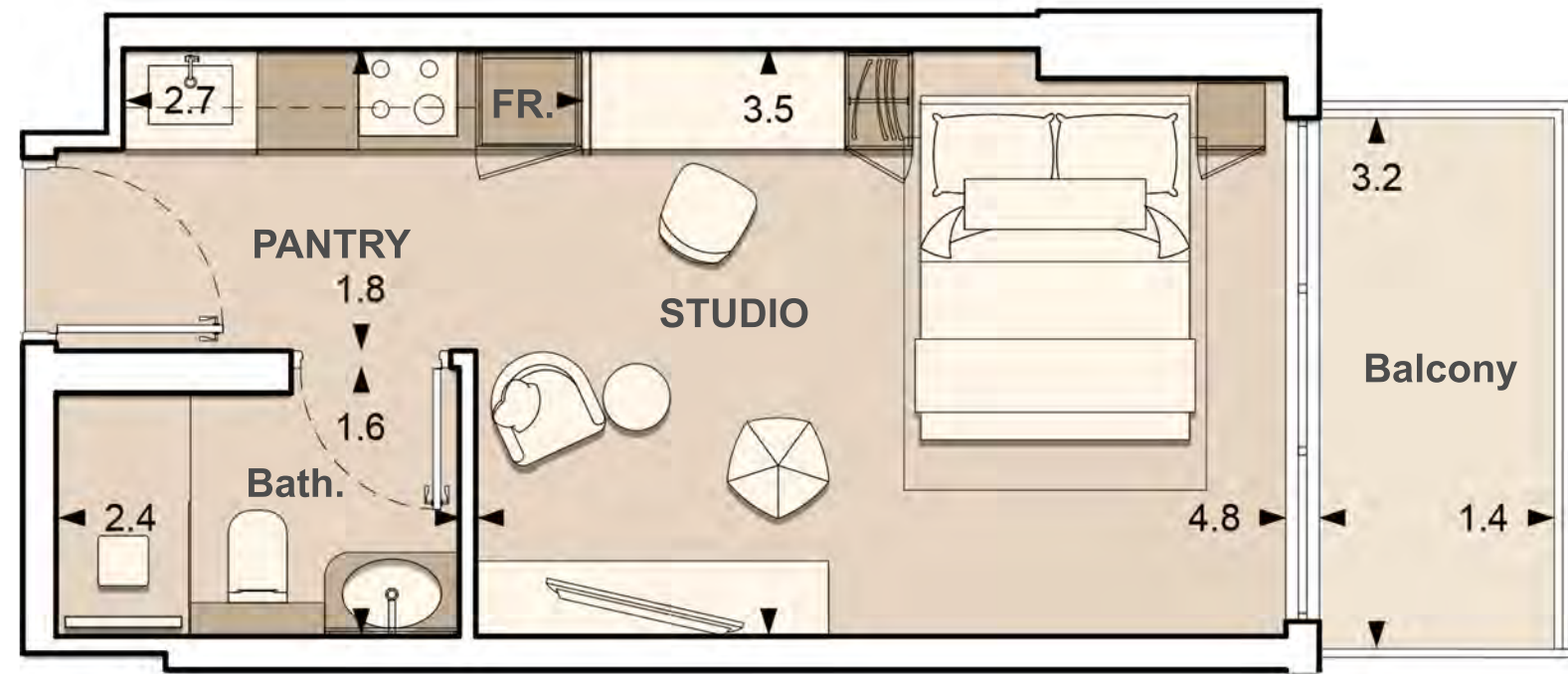
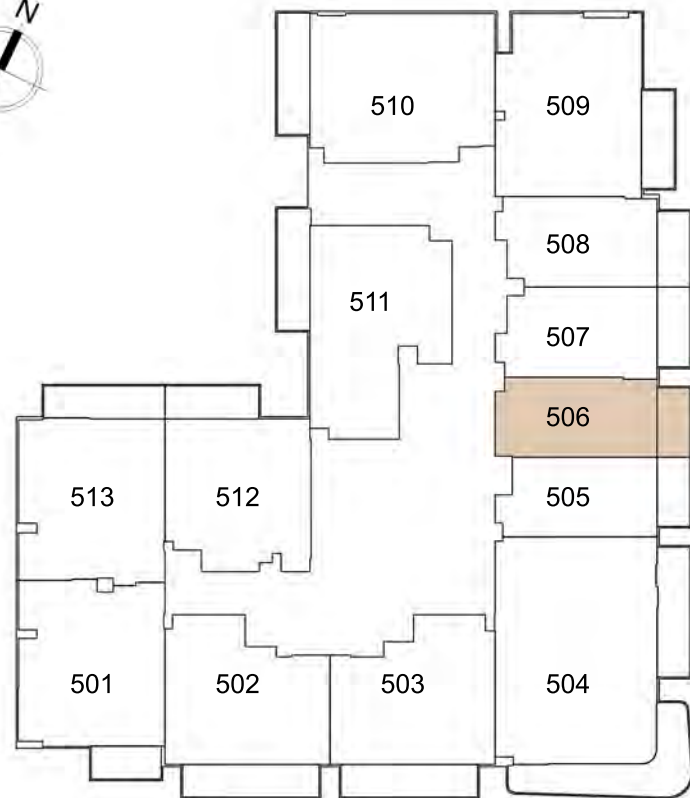


1. All dimensions are in imperial and metric, and measured to structural elements and exclude wall finishes and construction tolerances. 2. All materials, dimensions, and drawings are approximate only. 3. Information is subject to change without notice at developer's absolute discretion. 4. Actual area may vary from the stated area. 5. Drawings not to scale. 6. All images used are for illustrative purposes only and do not represent the actual size, features, specifications, fittings, and furnishings. 7. The developer reserves the right to make revisions / alterations, at its absolute discretion, without any liability whatsoever.

LUME

UNIT : 506 STUDIO TYPE B

APARTMENT AREA	294.82 SQ.FT.
BALCONY AREA	52.74 SQ.FT.
TOTAL AREA	347.57 SQ.FT.

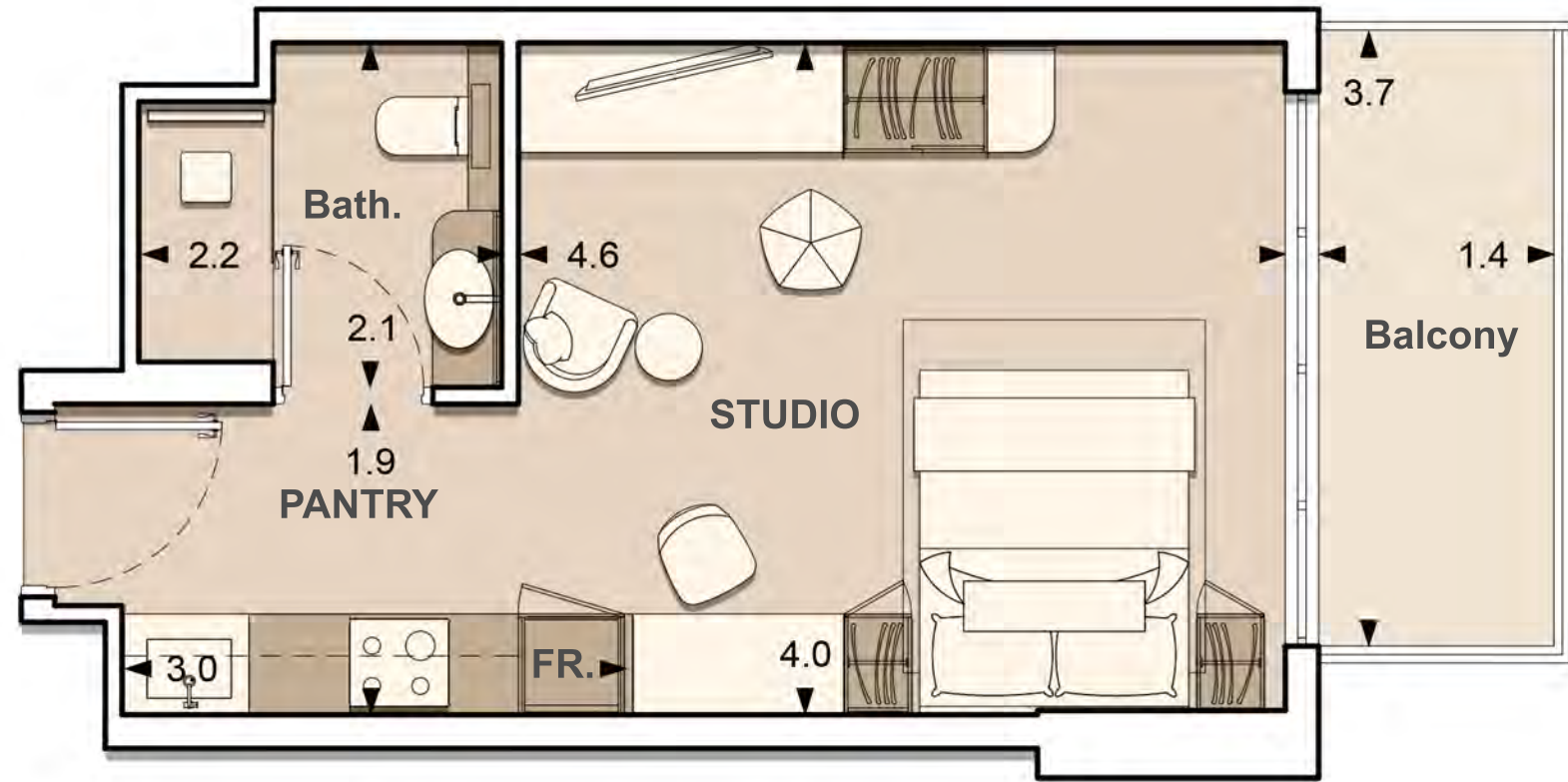
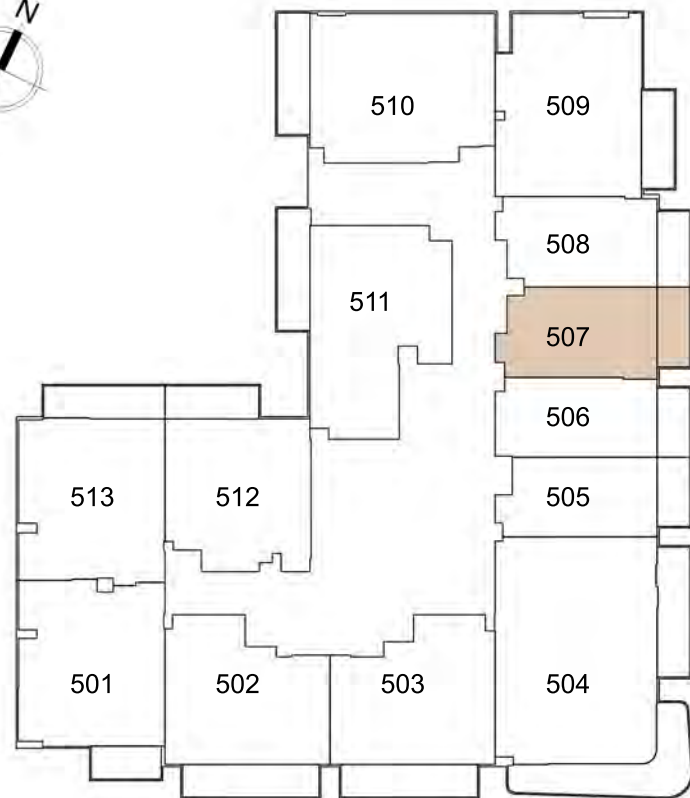


1. All dimensions are in imperial and metric, and measured to structural elements and exclude wall finishes and construction tolerances. 2. All materials, dimensions, and drawings are approximate only. 3. Information is subject to change without notice at developer's absolute discretion. 4. Actual area may vary from the stated area. 5. Drawings not to scale. 6. All images used are for illustrative purposes only and do not represent the actual size, features, specifications, fittings, and furnishings. 7. The developer reserves the right to make revisions / alterations, at its absolute discretion, without any liability whatsoever.

LUME

UNIT : 507 STUDIO TYPE A

APARTMENT AREA	321.95	SQ.FT.
BALCONY AREA	61.03	SQ.FT.
TOTAL AREA	382.98	SQ.FT.

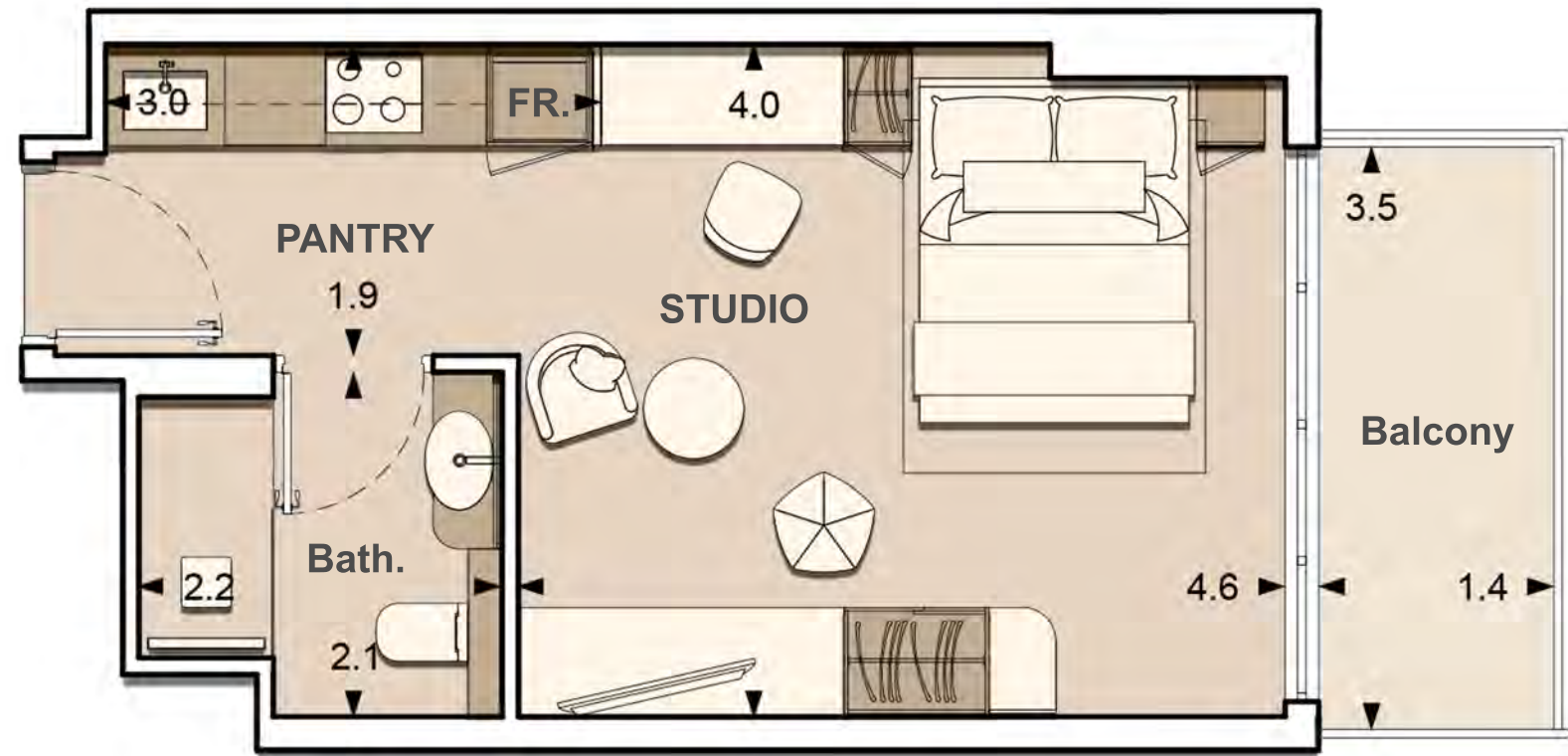
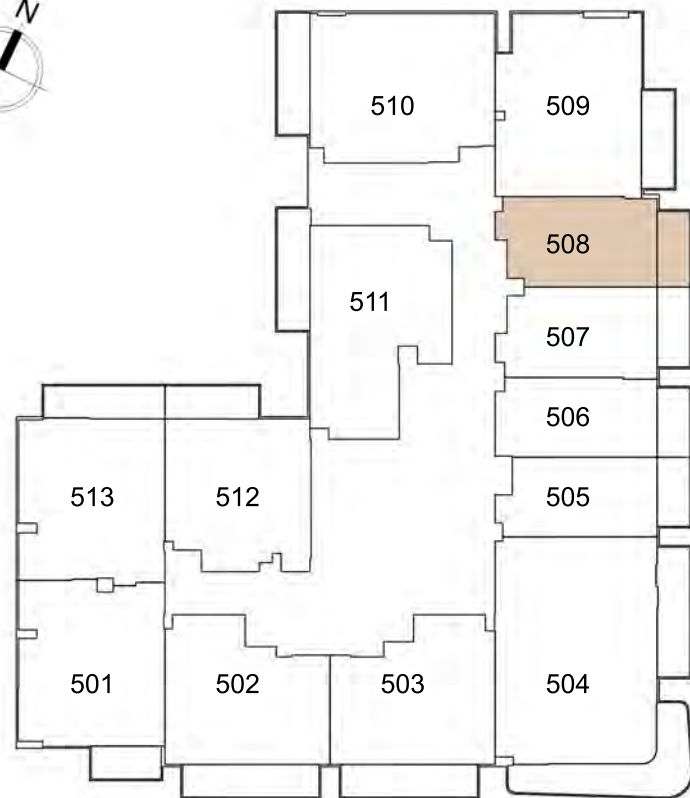


1. All dimensions are in imperial and metric, and measured to structural elements and exclude wall finishes and construction tolerances. 2. All materials, dimensions, and drawings are approximate only. 3. Information is subject to change without notice at developer's absolute discretion. 4. Actual area may vary from the stated area. 5. Drawings not to scale. 6. All images used are for illustrative purposes only and do not represent the actual size, features, specifications, fittings, and furnishings. 7. The developer reserves the right to make revisions / alterations, at its absolute discretion, without any liability whatsoever.

LUME

UNIT : 508 STUDIO TYPE A

APARTMENT AREA	319.58	SQ.FT.
BALCONY AREA	57.69	SQ.FT.
TOTAL AREA	377.28	SQ.FT.

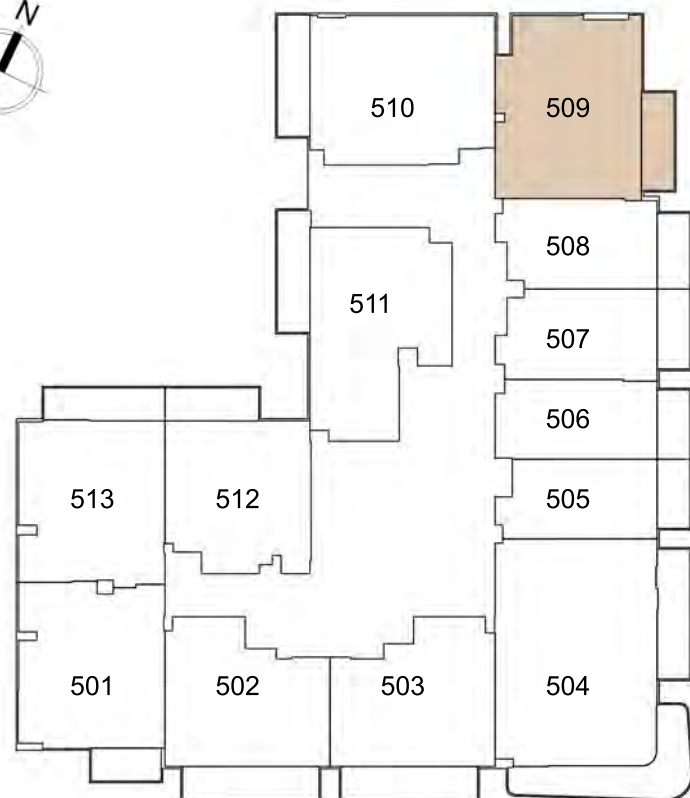


1. All dimensions are in imperial and metric, and measured to structural elements and exclude wall finishes and construction tolerances. 2. All materials, dimensions, and drawings are approximate only. 3. Information is subject to change without notice at developer's absolute discretion. 4. Actual area may vary from the stated area. 5. Drawings not to scale. 6. All images used are for illustrative purposes only and do not represent the actual size, features, specifications, fittings, and furnishings. 7. The developer reserves the right to make revisions / alterations, at its absolute discretion, without any liability whatsoever.

LUME

UNIT : 509 1 - BEDROOM TYPE C

APARTMENT AREA	601.81	SQ.FT.
BALCONY AREA	74.70	SQ.FT.
TOTAL AREA	676.51	SQ.FT.

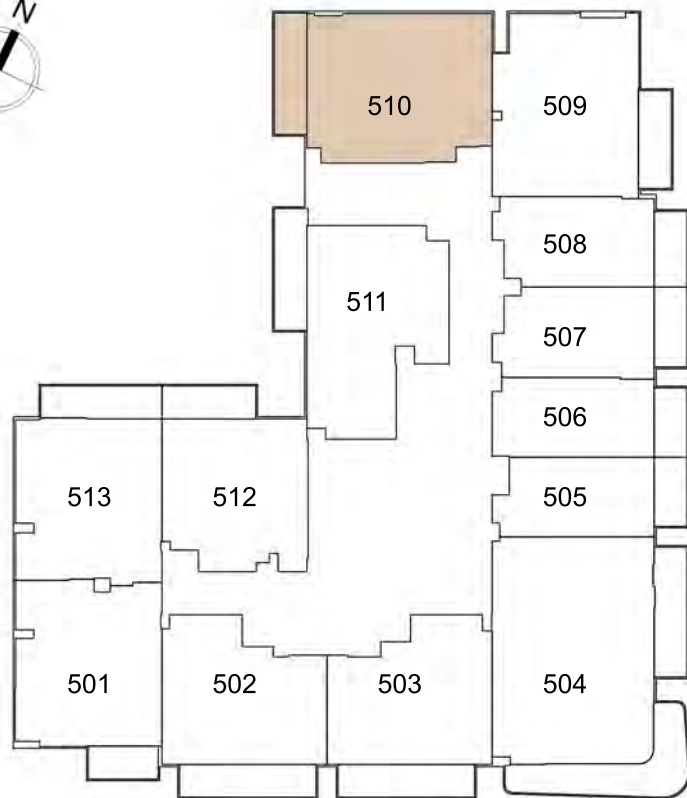


1. All dimensions are in imperial and metric, and measured to structural elements and exclude wall finishes and construction tolerances. 2. All materials, dimensions, and drawings are approximate only. 3. Information is subject to change without notice at developer's absolute discretion. 4. Actual area may vary from the stated area. 5. Drawings not to scale. 6. All images used are for illustrative purposes only and do not represent the actual size, features, specifications, fittings, and furnishings. 7. The developer reserves the right to make revisions / alterations, at its absolute discretion, without any liability whatsoever.

LUME

UNIT : 510 1 - BEDROOM TYPE D

APARTMENT AREA	622.37	SQ.FT.
BALCONY AREA	92.78	SQ.FT.
TOTAL AREA	715.15	SQ.FT.

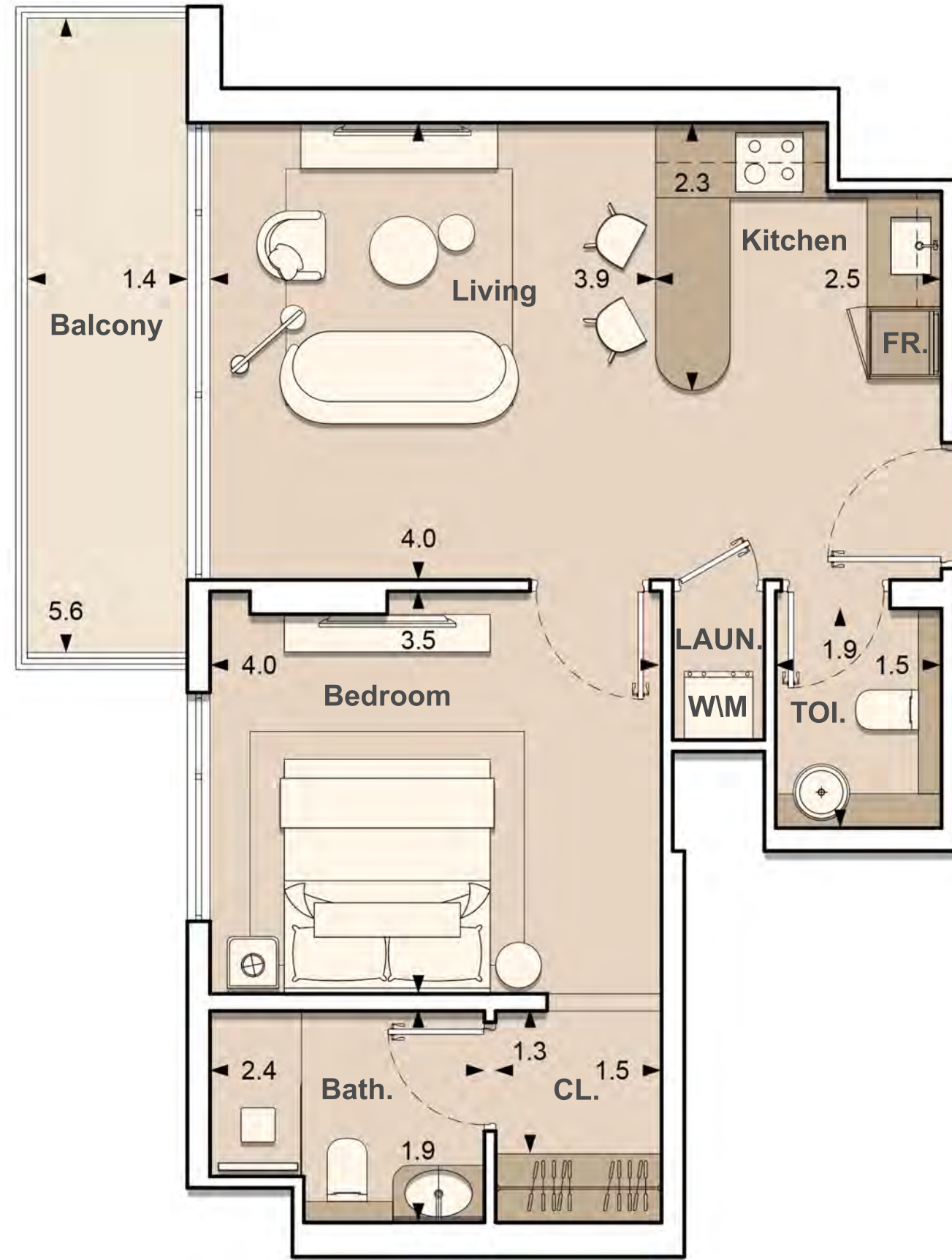
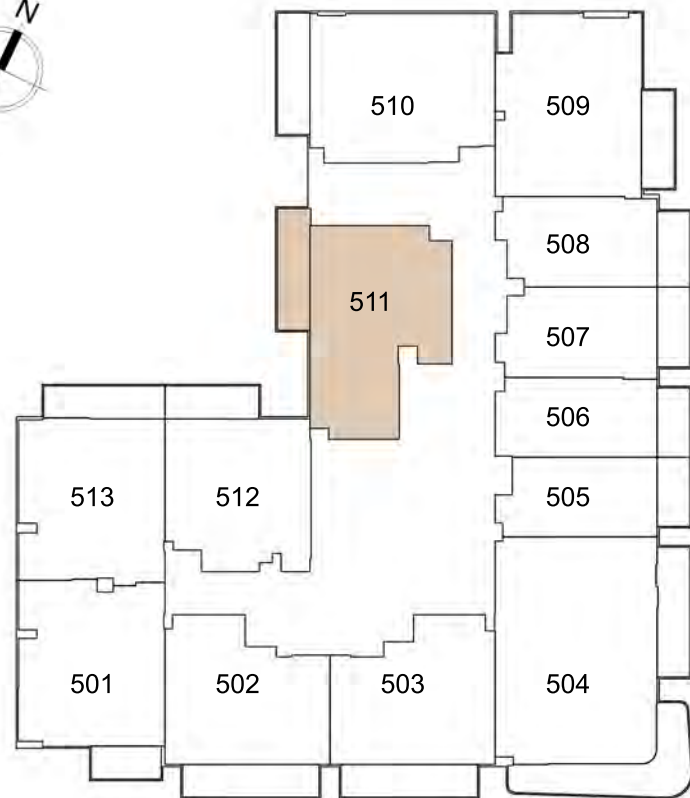


1. All dimensions are in imperial and metric, and measured to structural elements and exclude wall finishes and construction tolerances. 2. All materials, dimensions, and drawings are approximate only. 3. Information is subject to change without notice at developer's absolute discretion. 4. Actual area may vary from the stated area. 5. Drawings not to scale. 6. All images used are for illustrative purposes only and do not represent the actual size, features, specifications, fittings, and furnishings. 7. The developer reserves the right to make revisions / alterations, at its absolute discretion, without any liability whatsoever.

LUME

UNIT : 511 1 - BEDROOM TYPE E

APARTMENT AREA	591.91	SQ.FT.
BALCONY AREA	93.22	SQ.FT.
TOTAL AREA	685.12	SQ.FT.

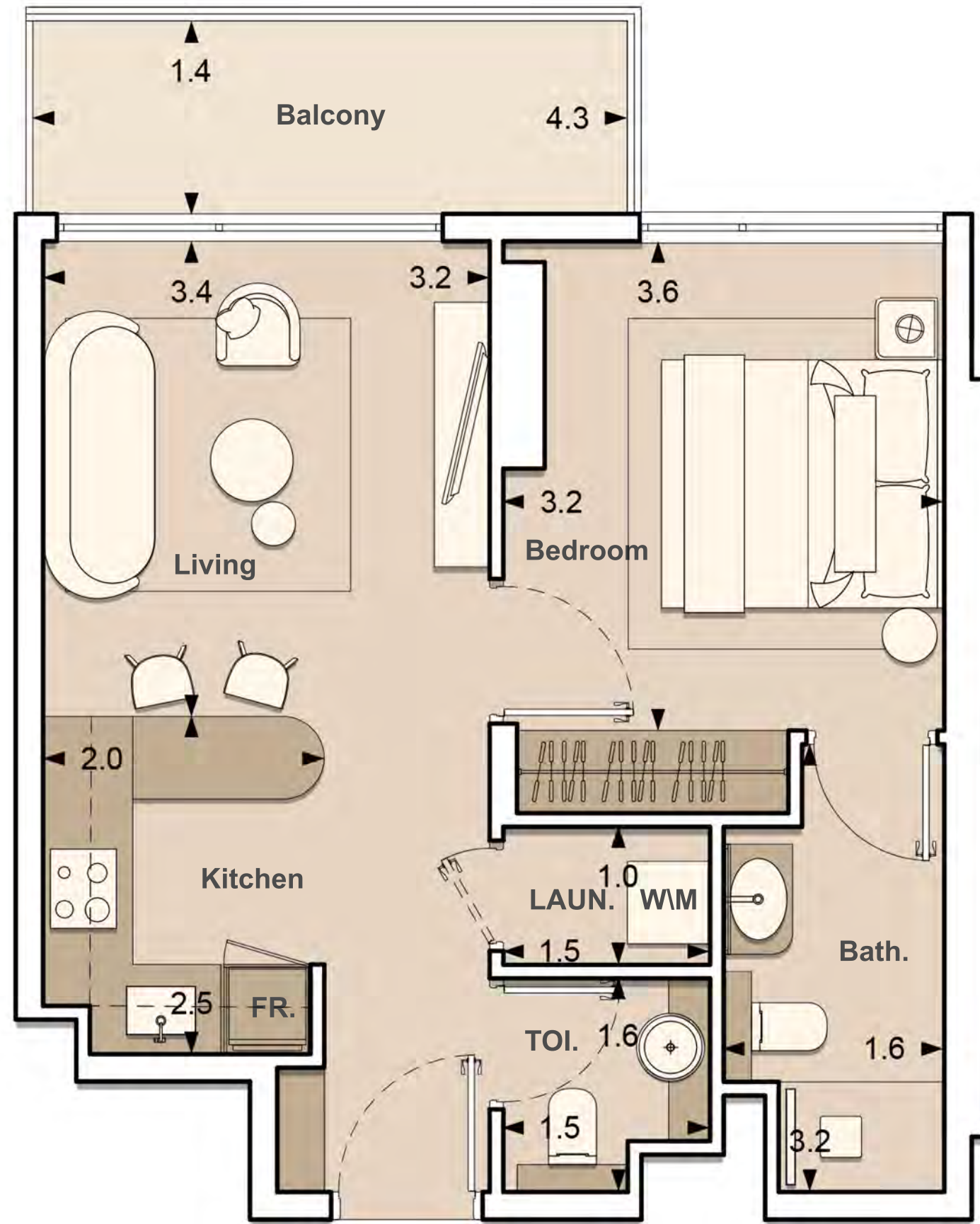
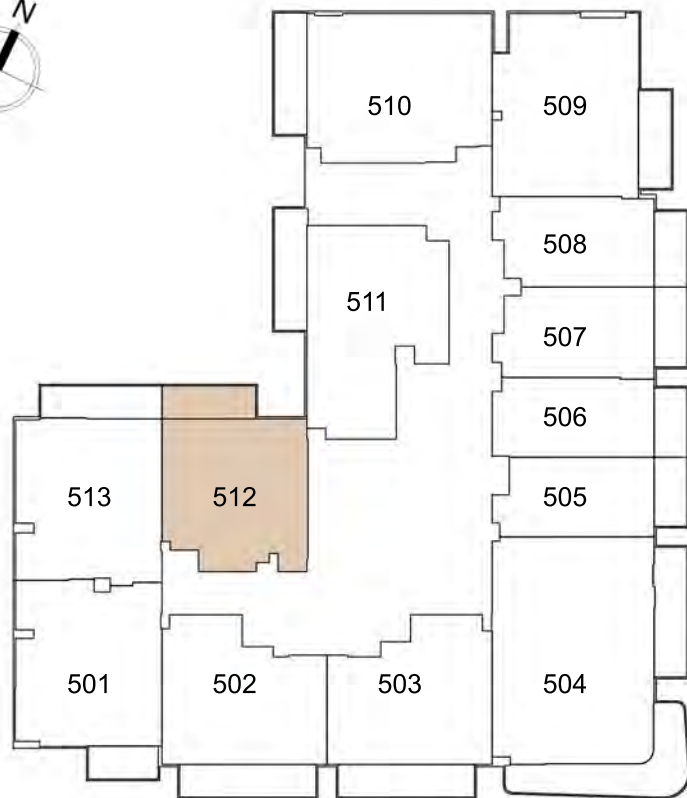


1. All dimensions are in imperial and metric, and measured to structural elements and exclude wall finishes and construction tolerances. 2. All materials, dimensions, and drawings are approximate only. 3. Information is subject to change without notice at developer's absolute discretion. 4. Actual area may vary from the stated area. 5. Drawings not to scale. 6. All images used are for illustrative purposes only and do not represent the actual size, features, specifications, fittings, and furnishings. 7. The developer reserves the right to make revisions / alterations, at its absolute discretion, without any liability whatsoever.

LUME

UNIT : 512 1 - BEDROOM TYPE F

APARTMENT AREA	491.70	SQ.FT.
BALCONY AREA	71.69	SQ.FT.
TOTAL AREA	563.38	SQ.FT.

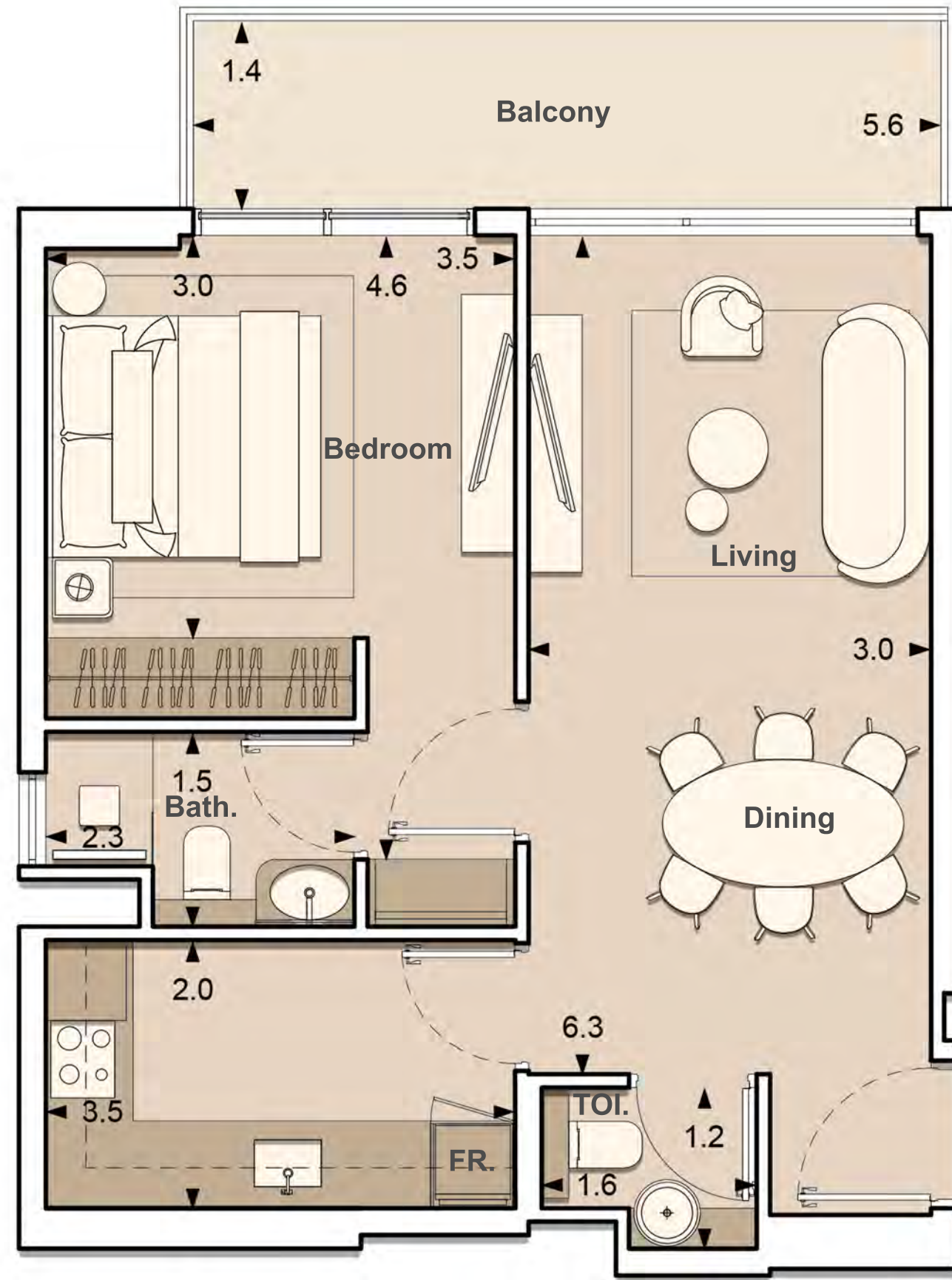
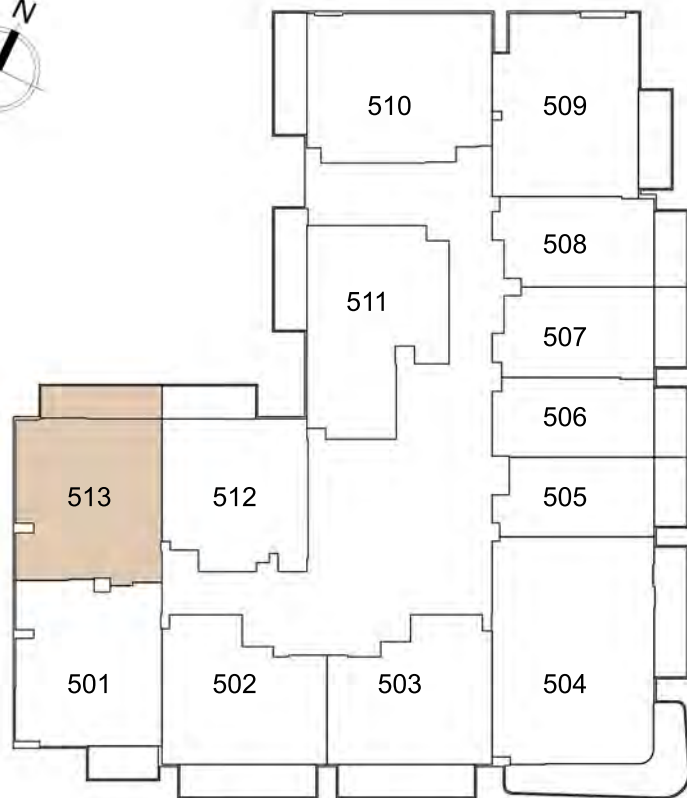


1. All dimensions are in imperial and metric, and measured to structural elements and exclude wall finishes and construction tolerances. 2. All materials, dimensions, and drawings are approximate only. 3. Information is subject to change without notice at developer's absolute discretion. 4. Actual area may vary from the stated area. 5. Drawings not to scale. 6. All images used are for illustrative purposes only and do not represent the actual size, features, specifications, fittings, and furnishings. 7. The developer reserves the right to make revisions / alterations, at its absolute discretion, without any liability whatsoever.

LUME

UNIT : 513 1 - BEDROOM TYPE G

APARTMENT AREA	547.88 SQ.FT.
BALCONY AREA	91.28 SQ.FT.
TOTAL AREA	639.16 SQ.FT.



1. All dimensions are in imperial and metric, and measured to structural elements and exclude wall finishes and construction tolerances. 2. All materials, dimensions, and drawings are approximate only. 3. Information is subject to change without notice at developer's absolute discretion. 4. Actual area may vary from the stated area. 5. Drawings not to scale. 6. All images used are for illustrative purposes only and do not represent the actual size, features, specifications, fittings, and furnishings. 7. The developer reserves the right to make revisions / alterations, at its absolute discretion, without any liability whatsoever.

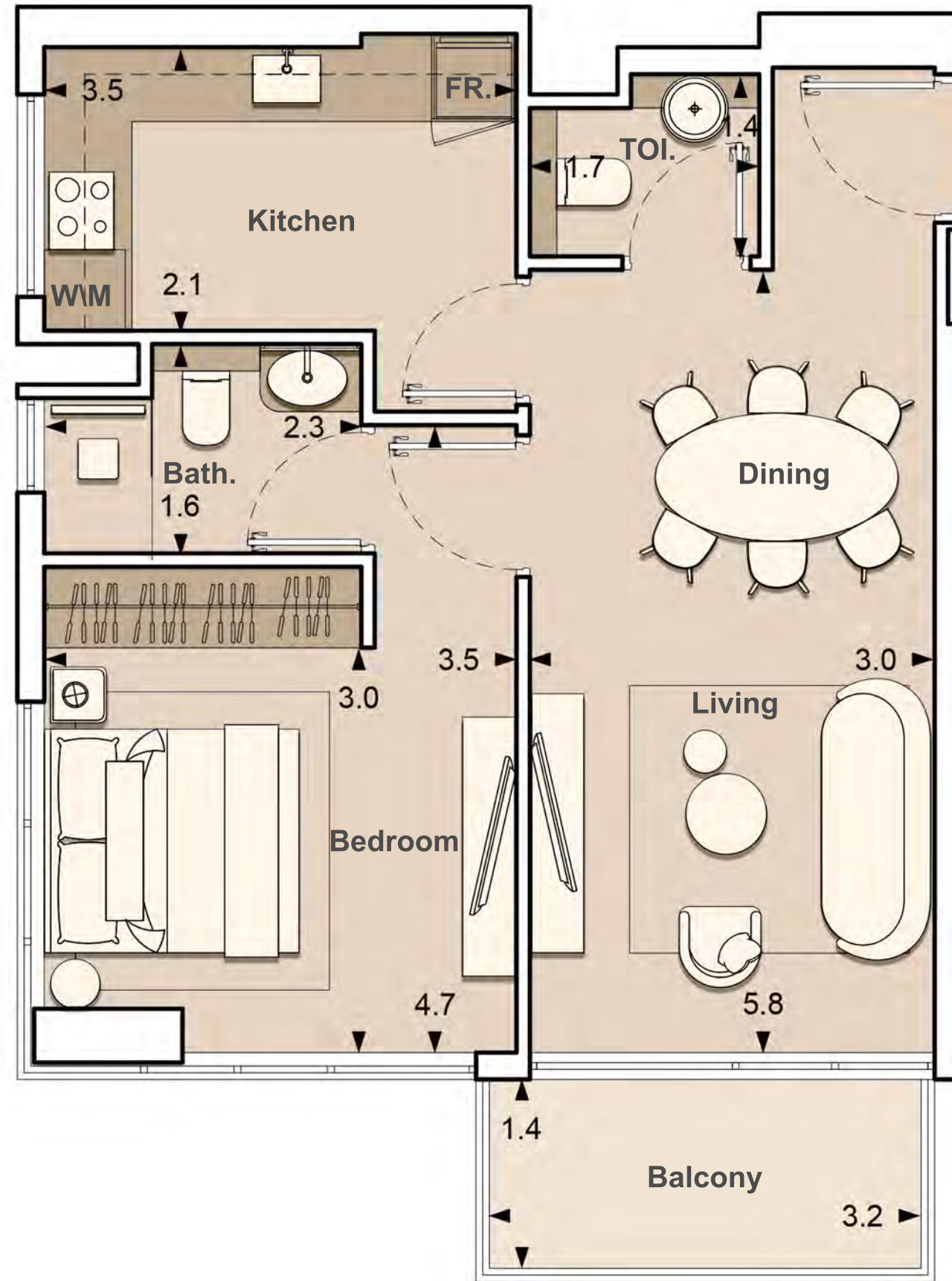
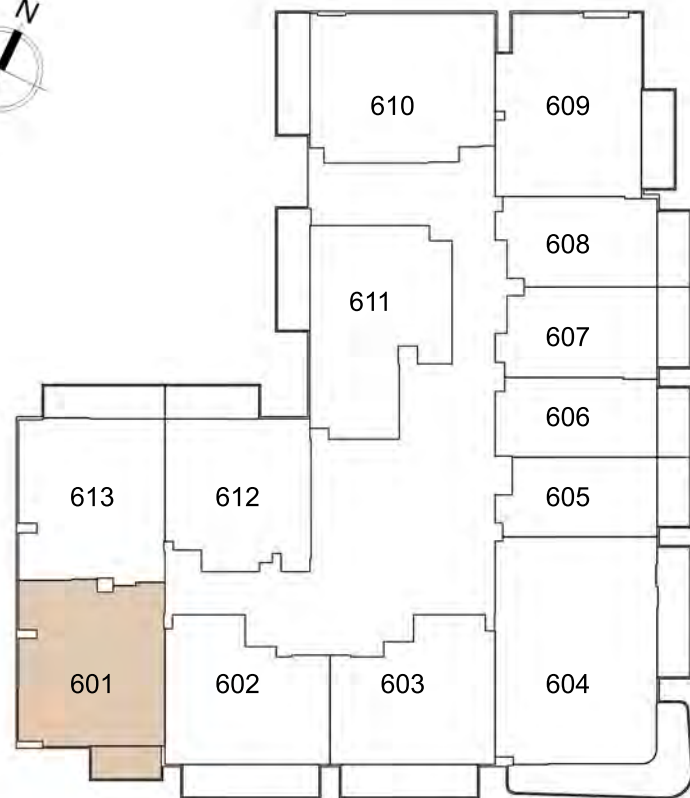


6TH FLOOR

LUME

UNIT : 601 1 - BEDROOM TYPE B

APARTMENT AREA	550.04 SQ.FT.
BALCONY AREA	53.39 SQ.FT.
TOTAL AREA	603.42 SQ.FT.

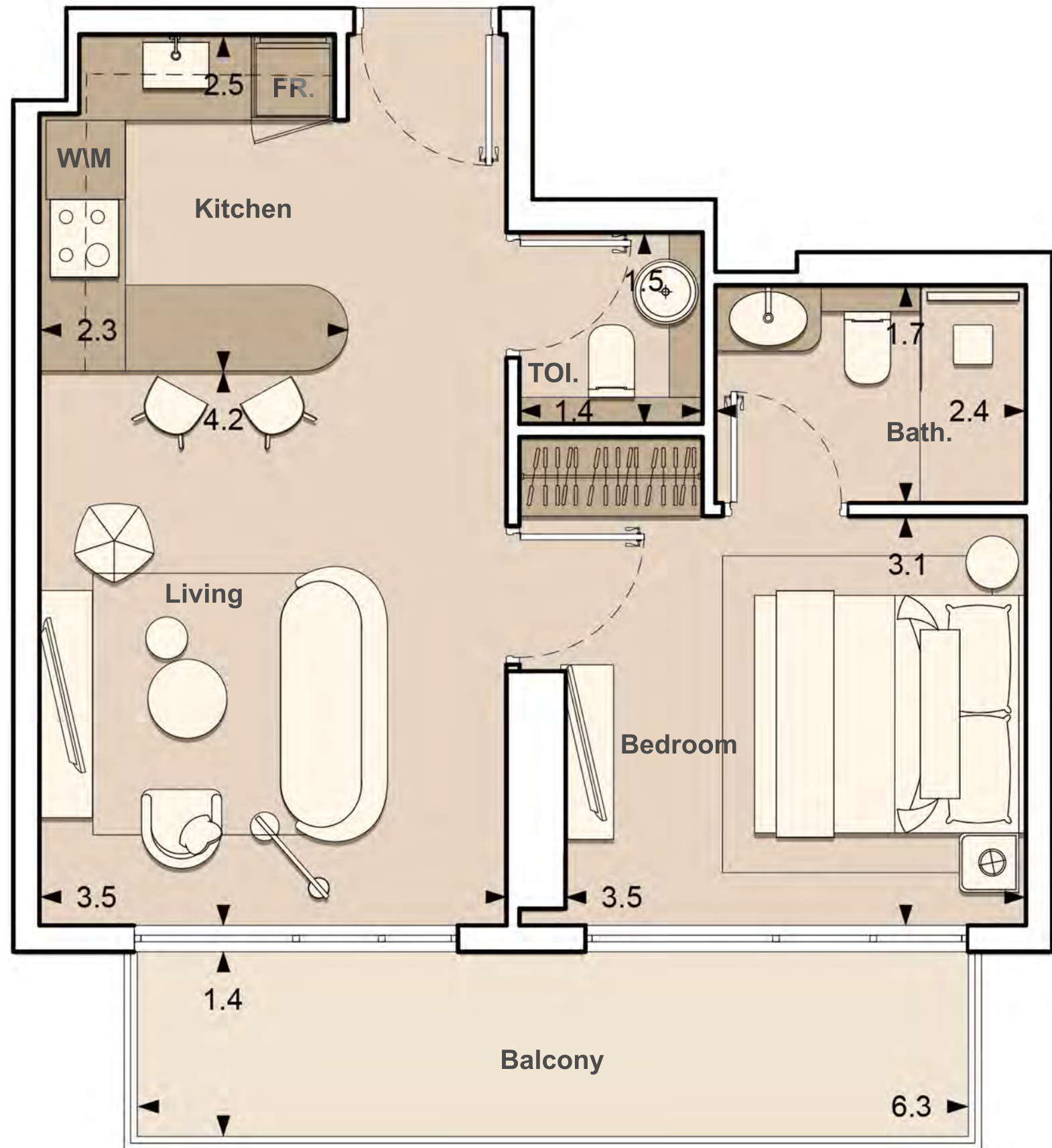
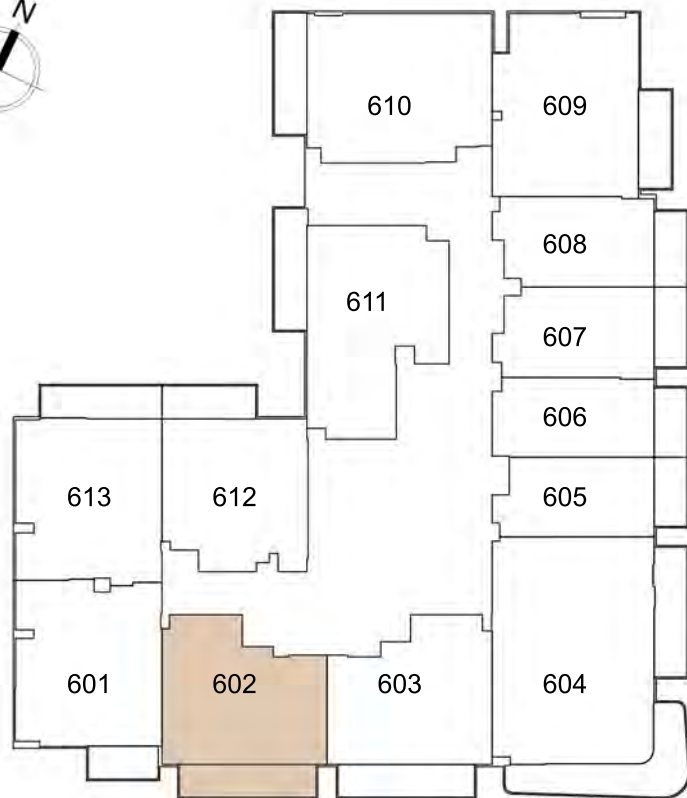


1. All dimensions are in imperial and metric, and measured to structural elements and exclude wall finishes and construction tolerances. 2. All materials, dimensions, and drawings are approximate only. 3. Information is subject to change without notice at developer's absolute discretion. 4. Actual area may vary from the stated area. 5. Drawings not to scale. 6. All images used are for illustrative purposes only and do not represent the actual size, features, specifications, fittings, and furnishings. 7. The developer reserves the right to make revisions / alterations, at its absolute discretion, without any liability whatsoever.

LUME

UNIT : 602 1 - BEDROOM TYPE A

APARTMENT AREA	497.51 SQ.FT.
BALCONY AREA	104.19 SQ.FT.
TOTAL AREA	601.70 SQ.FT.

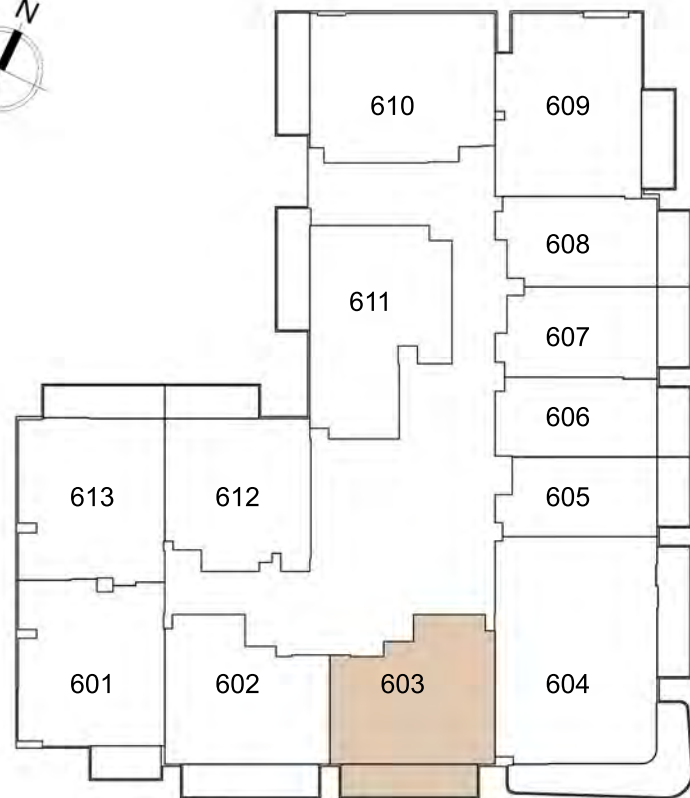


1. All dimensions are in imperial and metric, and measured to structural elements and exclude wall finishes and construction tolerances. 2. All materials, dimensions, and drawings are approximate only. 3. Information is subject to change without notice at developer's absolute discretion. 4. Actual area may vary from the stated area. 5. Drawings not to scale. 6. All images used are for illustrative purposes only and do not represent the actual size, features, specifications, fittings, and furnishings. 7. The developer reserves the right to make revisions / alterations, at its absolute discretion, without any liability whatsoever.

LUME

UNIT : 603 1 - BEDROOM TYPE A

APARTMENT AREA	499.77	SQ.FT.
BALCONY AREA	104.19	SQ.FT.
TOTAL AREA	603.96	SQ.FT.

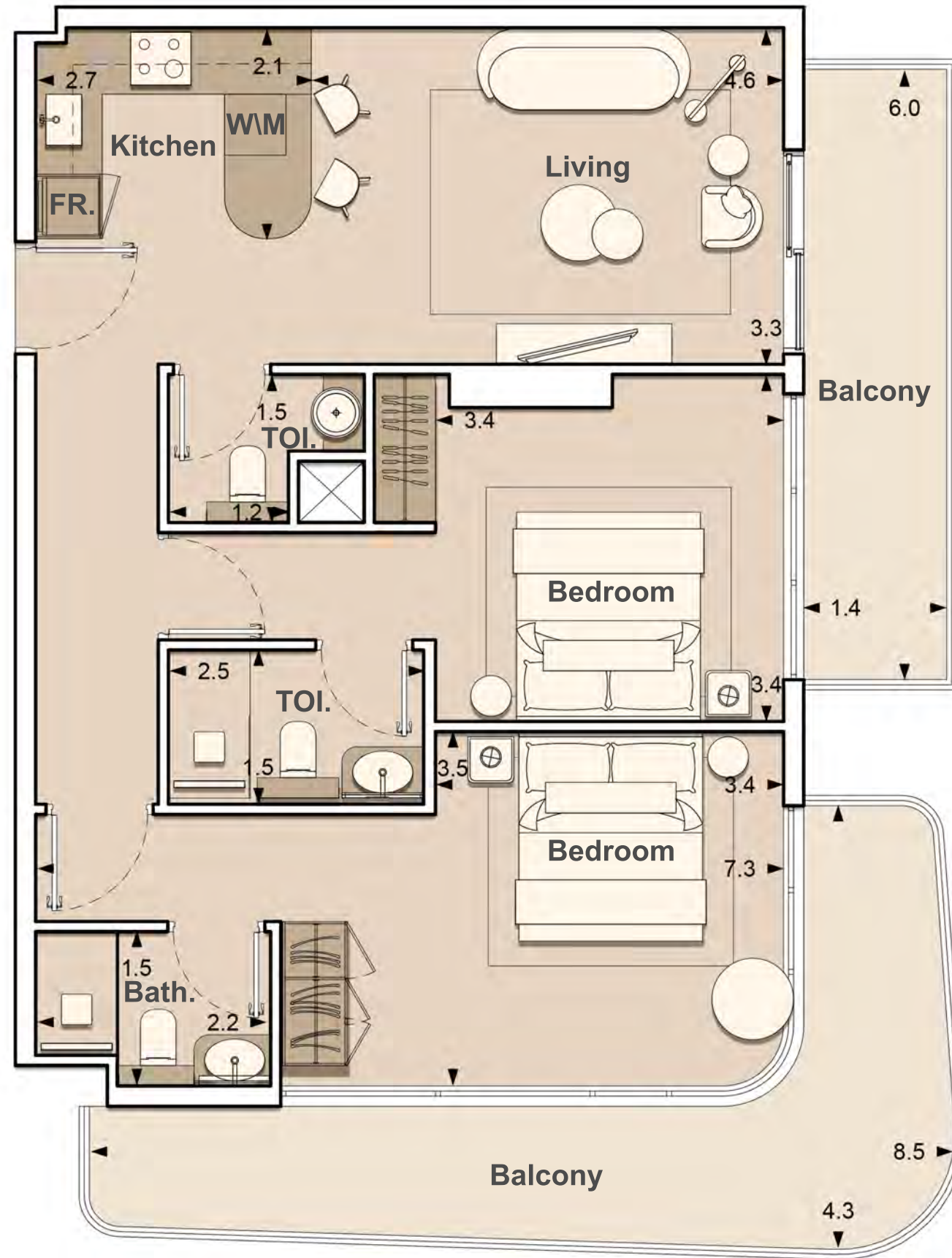
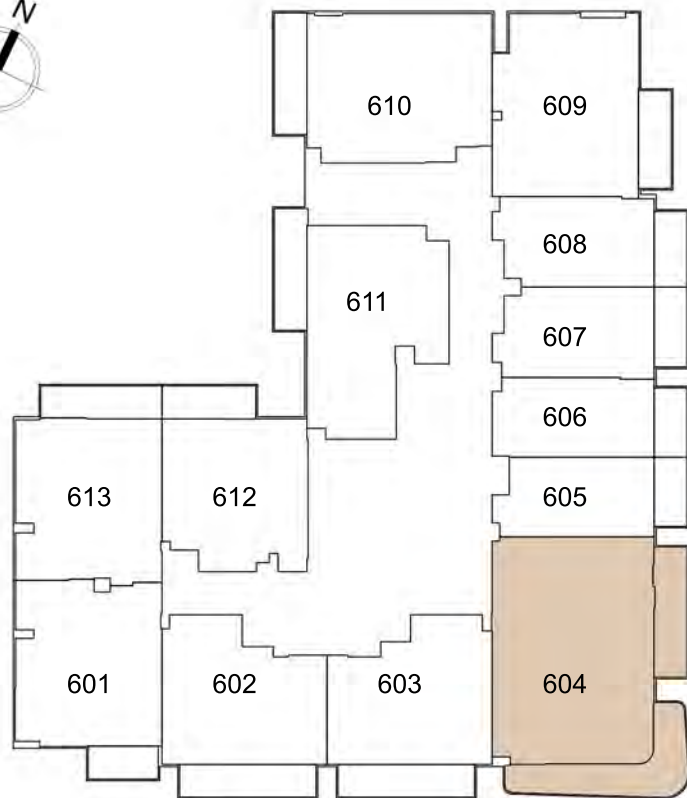


1. All dimensions are in imperial and metric, and measured to structural elements and exclude wall finishes and construction tolerances. 2. All materials, dimensions, and drawings are approximate only. 3. Information is subject to change without notice at developer's absolute discretion. 4. Actual area may vary from the stated area. 5. Drawings not to scale. 6. All images used are for illustrative purposes only and do not represent the actual size, features, specifications, fittings, and furnishings. 7. The developer reserves the right to make revisions / alterations, at its absolute discretion, without any liability whatsoever.

LUME

UNIT : 604 2 - BEDROOM TYPE A

APARTMENT AREA	843.57 SQ.FT.
BALCONY AREA	274.80 SQ.FT.
TOTAL AREA	1118.37 SQ.FT.

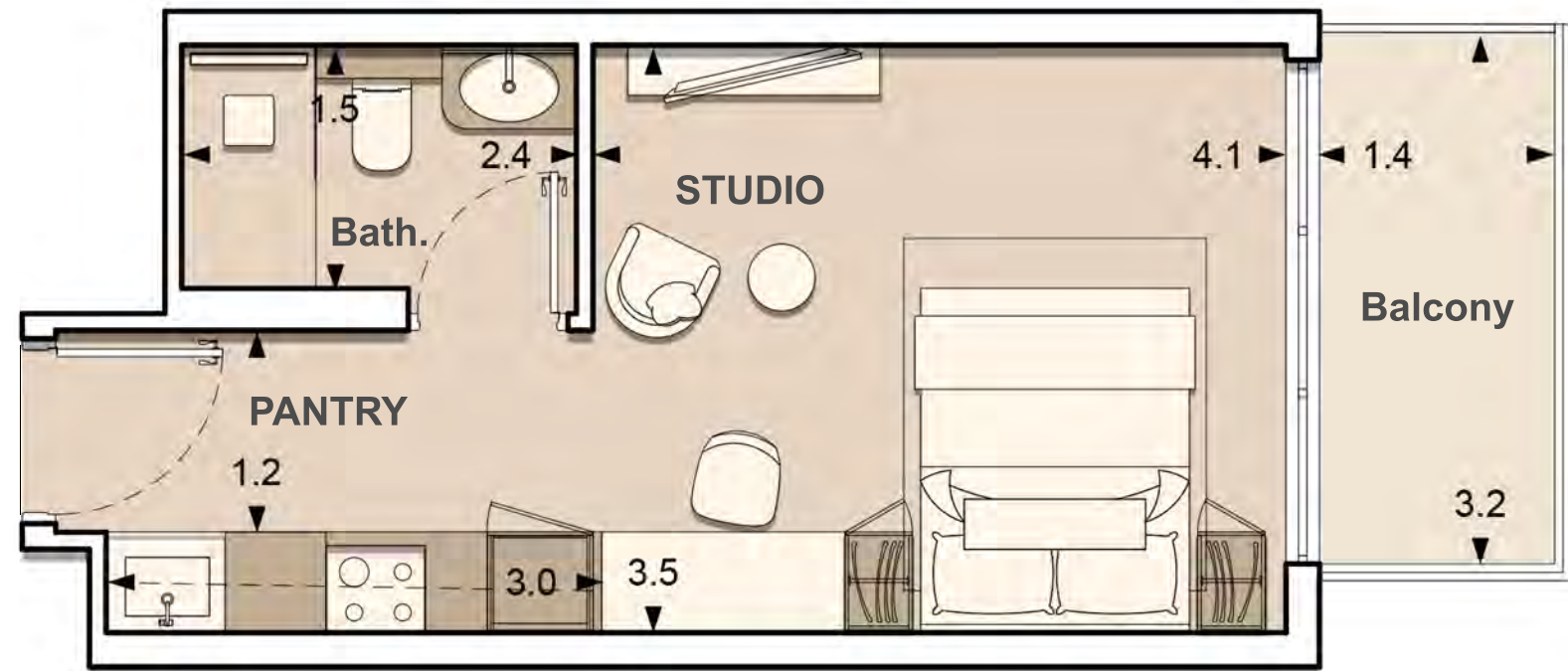
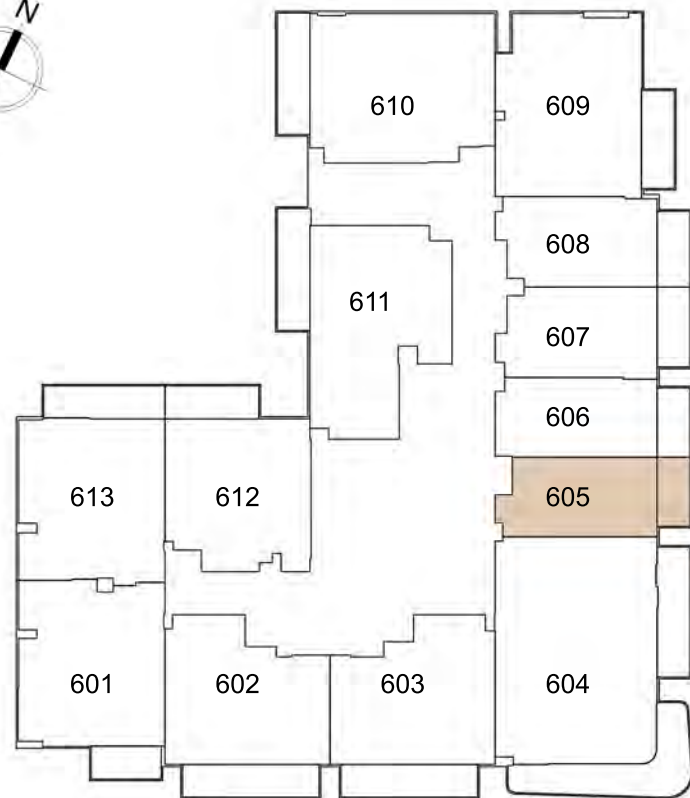


1. All dimensions are in imperial and metric, and measured to structural elements and exclude wall finishes and construction tolerances. 2. All materials, dimensions, and drawings are approximate only. 3. Information is subject to change without notice at developer's absolute discretion. 4. Actual area may vary from the stated area. 5. Drawings not to scale. 6. All images used are for illustrative purposes only and do not represent the actual size, features, specifications, fittings, and furnishings. 7. The developer reserves the right to make revisions / alterations, at its absolute discretion, without any liability whatsoever.

LUME

UNIT : 605 STUDIO TYPE C

APARTMENT AREA	282.34 SQ.FT.
BALCONY AREA	52.74 SQ.FT.
TOTAL AREA	335.08 SQ.FT.

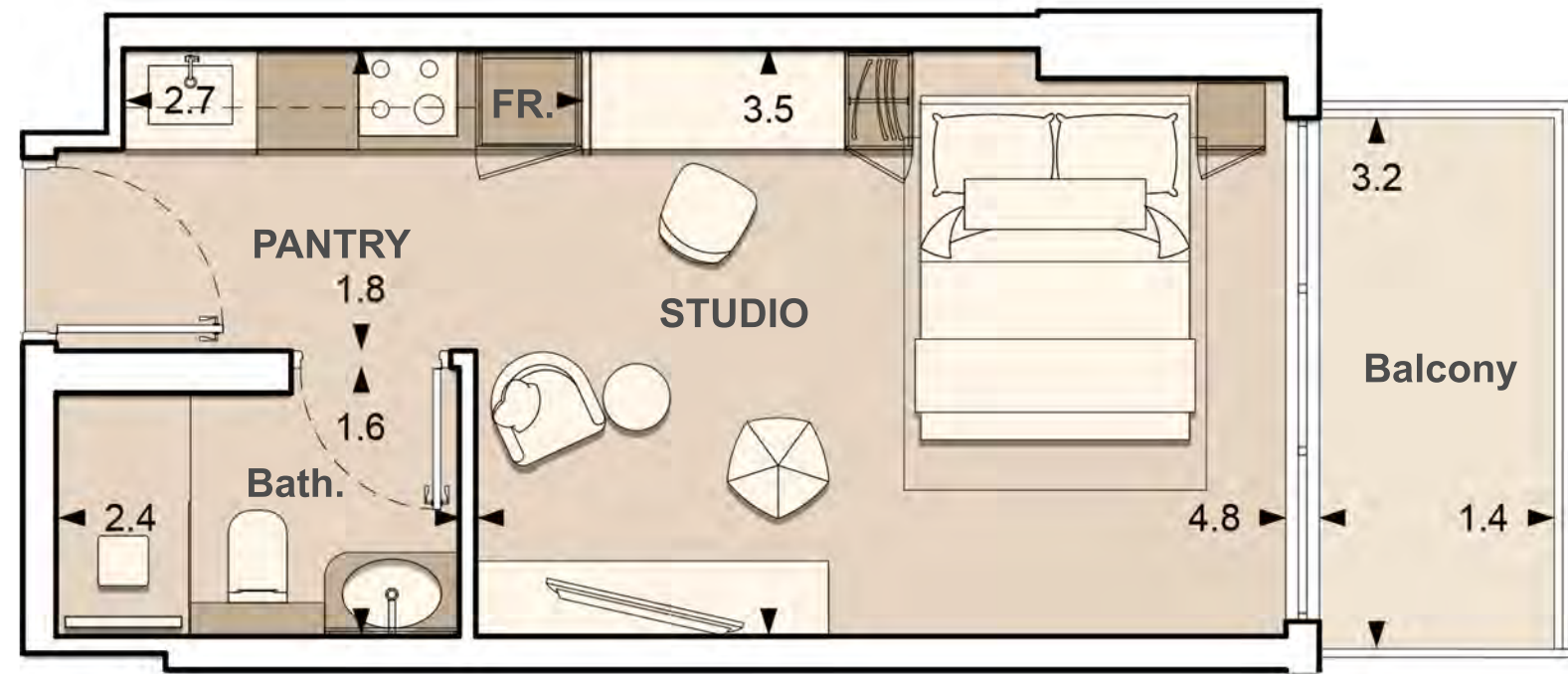
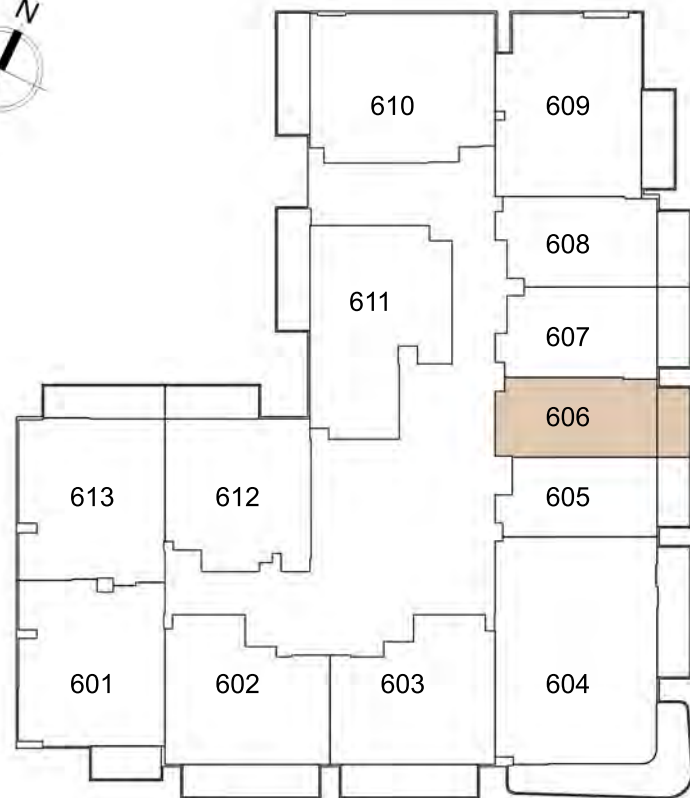


1. All dimensions are in imperial and metric, and measured to structural elements and exclude wall finishes and construction tolerances. 2. All materials, dimensions, and drawings are approximate only. 3. Information is subject to change without notice at developer's absolute discretion. 4. Actual area may vary from the stated area. 5. Drawings not to scale. 6. All images used are for illustrative purposes only and do not represent the actual size, features, specifications, fittings, and furnishings. 7. The developer reserves the right to make revisions / alterations, at its absolute discretion, without any liability whatsoever.

LUME

UNIT : 606 STUDIO TYPE B

APARTMENT AREA	294.82 SQ.FT.
BALCONY AREA	52.74 SQ.FT.
TOTAL AREA	347.57 SQ.FT.

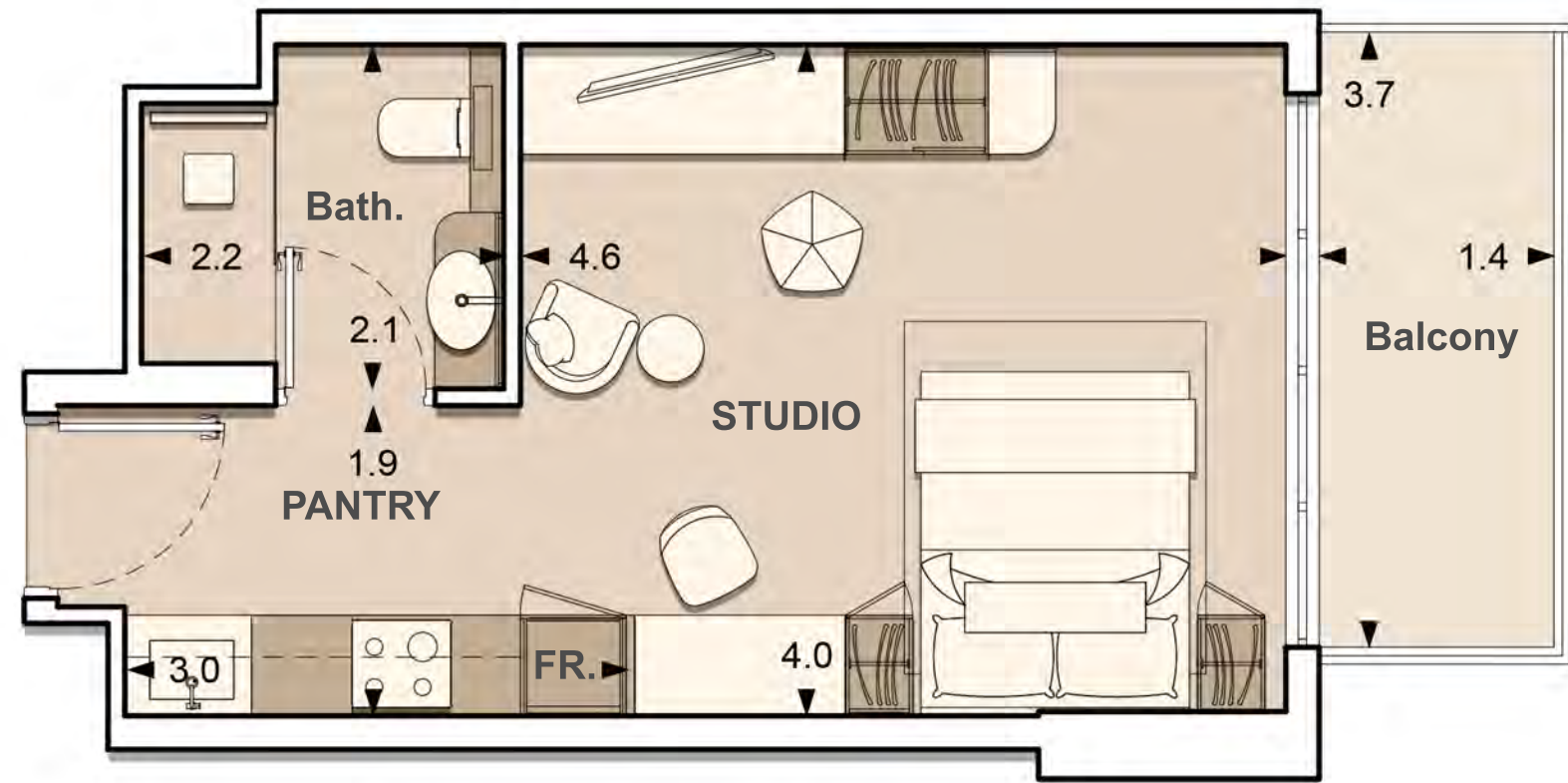
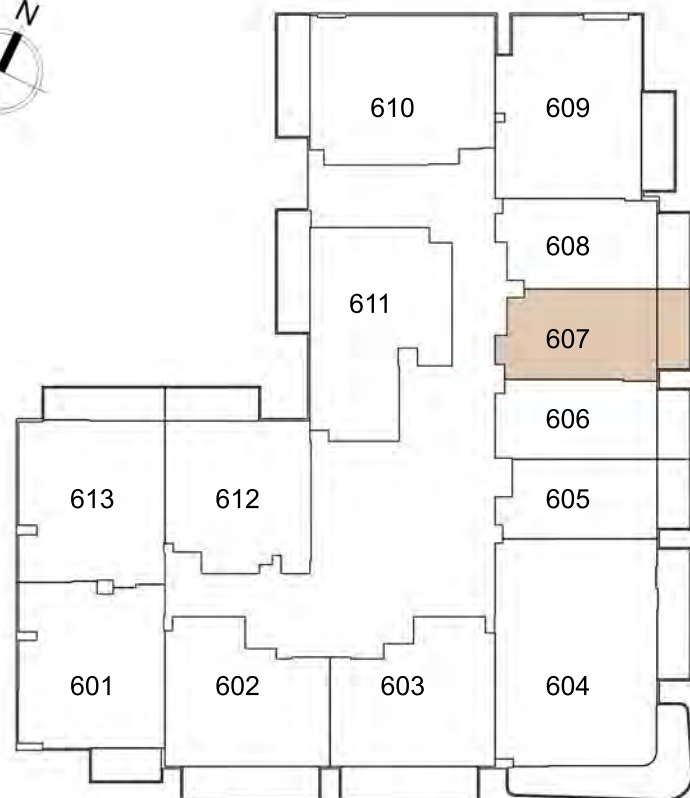


1. All dimensions are in imperial and metric, and measured to structural elements and exclude wall finishes and construction tolerances. 2. All materials, dimensions, and drawings are approximate only. 3. Information is subject to change without notice at developer's absolute discretion. 4. Actual area may vary from the stated area. 5. Drawings not to scale. 6. All images used are for illustrative purposes only and do not represent the actual size, features, specifications, fittings, and furnishings. 7. The developer reserves the right to make revisions / alterations, at its absolute discretion, without any liability whatsoever.

LUME

UNIT : 607 STUDIO TYPE A

APARTMENT AREA	321.95	SQ.FT.
BALCONY AREA	61.03	SQ.FT.
TOTAL AREA	382.98	SQ.FT.

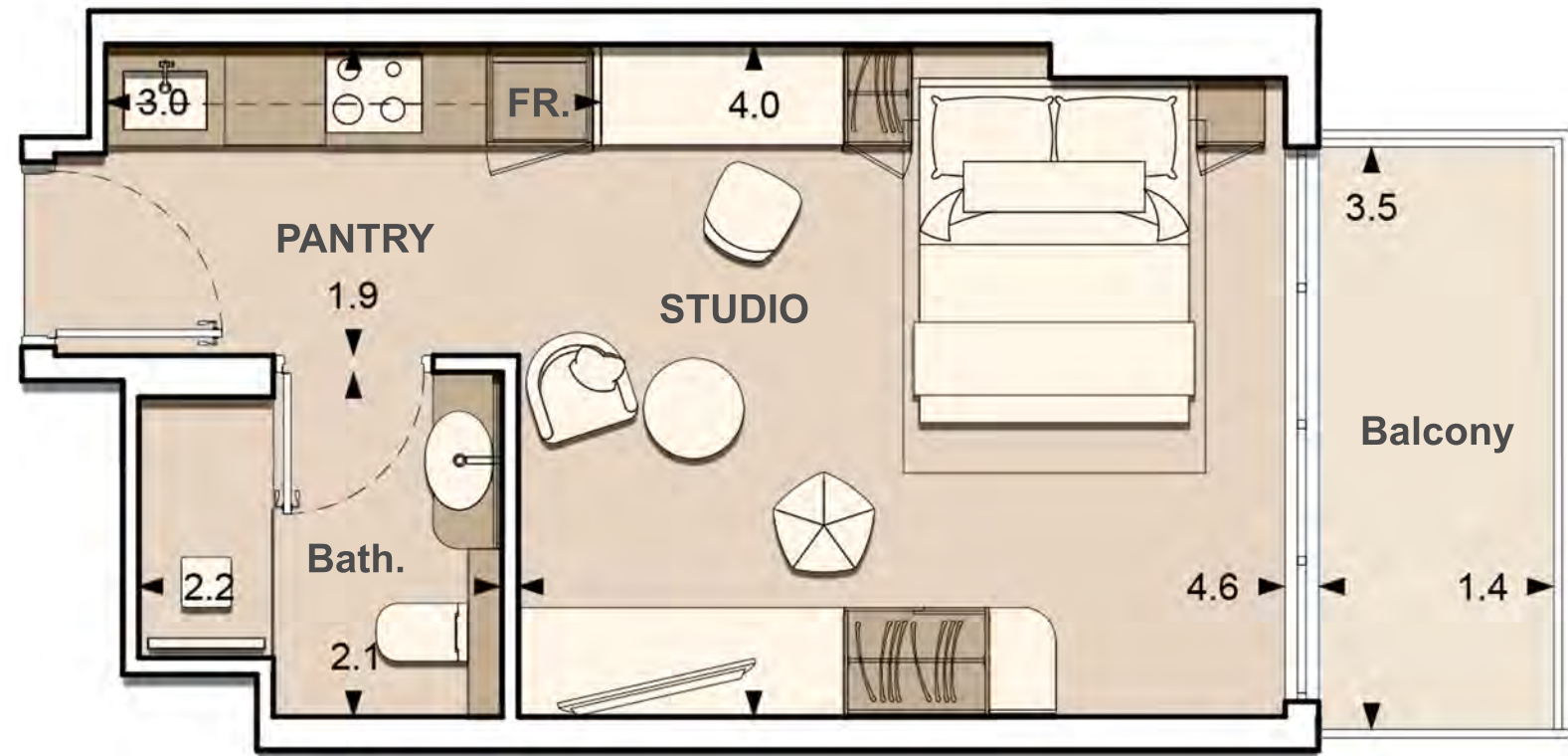
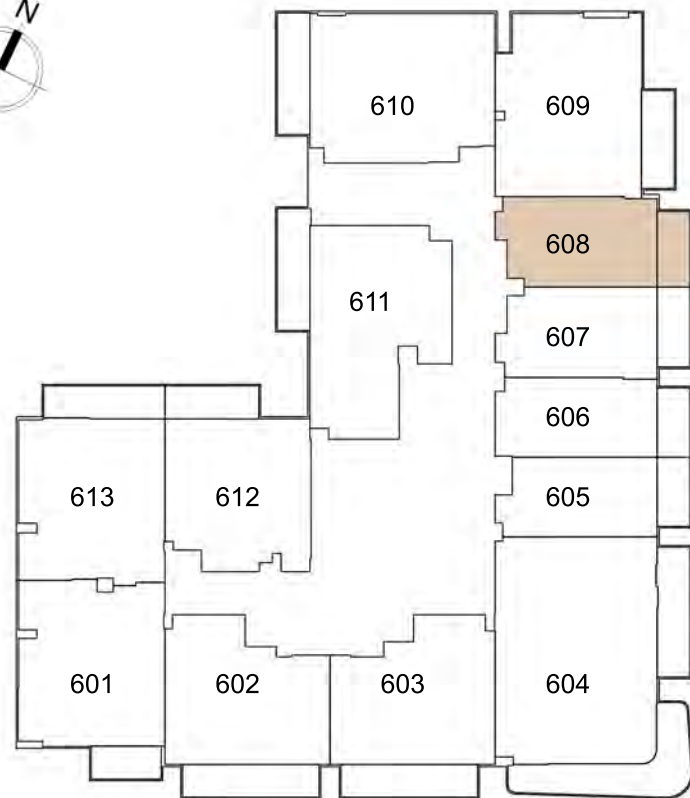


1. All dimensions are in imperial and metric, and measured to structural elements and exclude wall finishes and construction tolerances. 2. All materials, dimensions, and drawings are approximate only. 3. Information is subject to change without notice at developer's absolute discretion. 4. Actual area may vary from the stated area. 5. Drawings not to scale. 6. All images used are for illustrative purposes only and do not represent the actual size, features, specifications, fittings, and furnishings. 7. The developer reserves the right to make revisions / alterations, at its absolute discretion, without any liability whatsoever.

LUME

UNIT : 608 STUDIO TYPE A

APARTMENT AREA	319.58	SQ.FT.
BALCONY AREA	57.69	SQ.FT.
TOTAL AREA	377.28	SQ.FT.

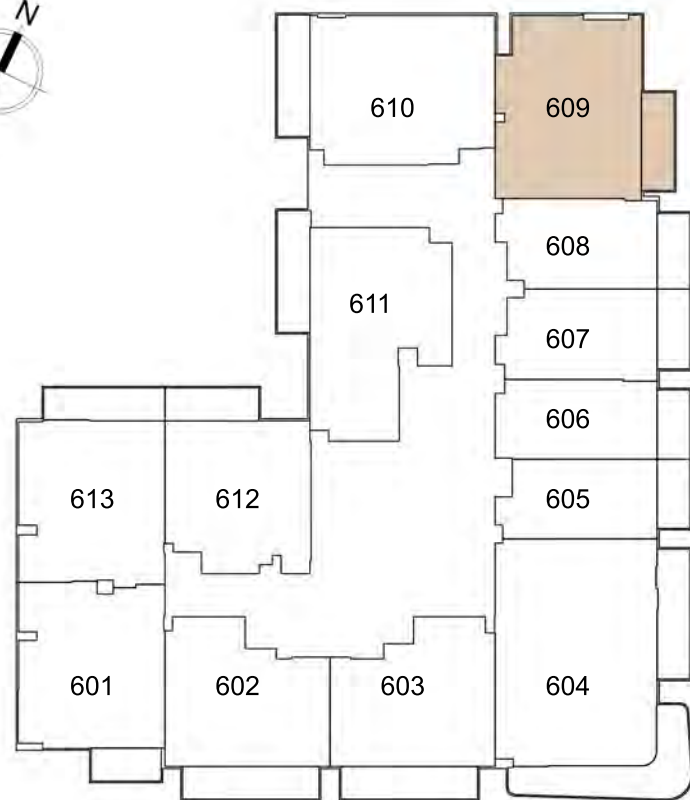


1. All dimensions are in imperial and metric, and measured to structural elements and exclude wall finishes and construction tolerances. 2. All materials, dimensions, and drawings are approximate only. 3. Information is subject to change without notice at developer's absolute discretion. 4. Actual area may vary from the stated area. 5. Drawings not to scale. 6. All images used are for illustrative purposes only and do not represent the actual size, features, specifications, fittings, and furnishings. 7. The developer reserves the right to make revisions / alterations, at its absolute discretion, without any liability whatsoever.

LUME

UNIT : 609 1 - BEDROOM TYPE C

APARTMENT AREA	601.81	SQ.FT.
BALCONY AREA	74.70	SQ.FT.
TOTAL AREA	676.51	SQ.FT.

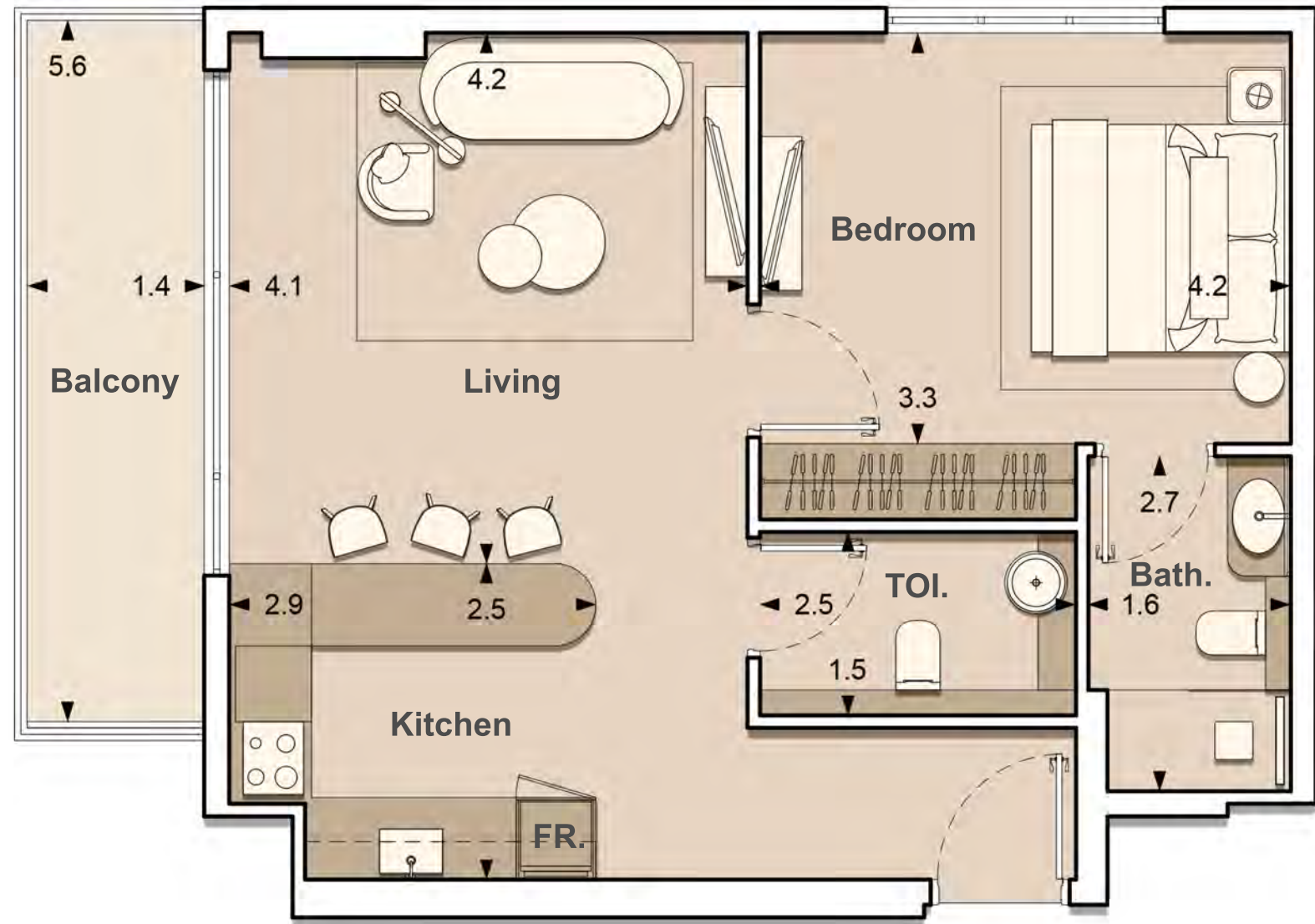
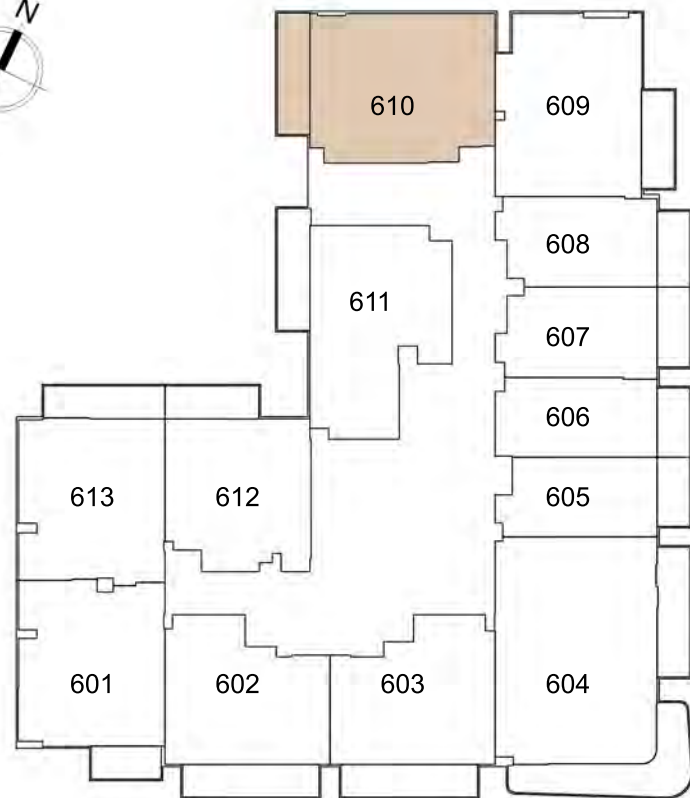


1. All dimensions are in imperial and metric, and measured to structural elements and exclude wall finishes and construction tolerances. 2. All materials, dimensions, and drawings are approximate only. 3. Information is subject to change without notice at developer's absolute discretion. 4. Actual area may vary from the stated area. 5. Drawings not to scale. 6. All images used are for illustrative purposes only and do not represent the actual size, features, specifications, fittings, and furnishings. 7. The developer reserves the right to make revisions / alterations, at its absolute discretion, without any liability whatsoever.

LUME

UNIT : 610 1 - BEDROOM TYPE D

APARTMENT AREA	622.37	SQ.FT.
BALCONY AREA	92.78	SQ.FT.
TOTAL AREA	715.15	SQ.FT.

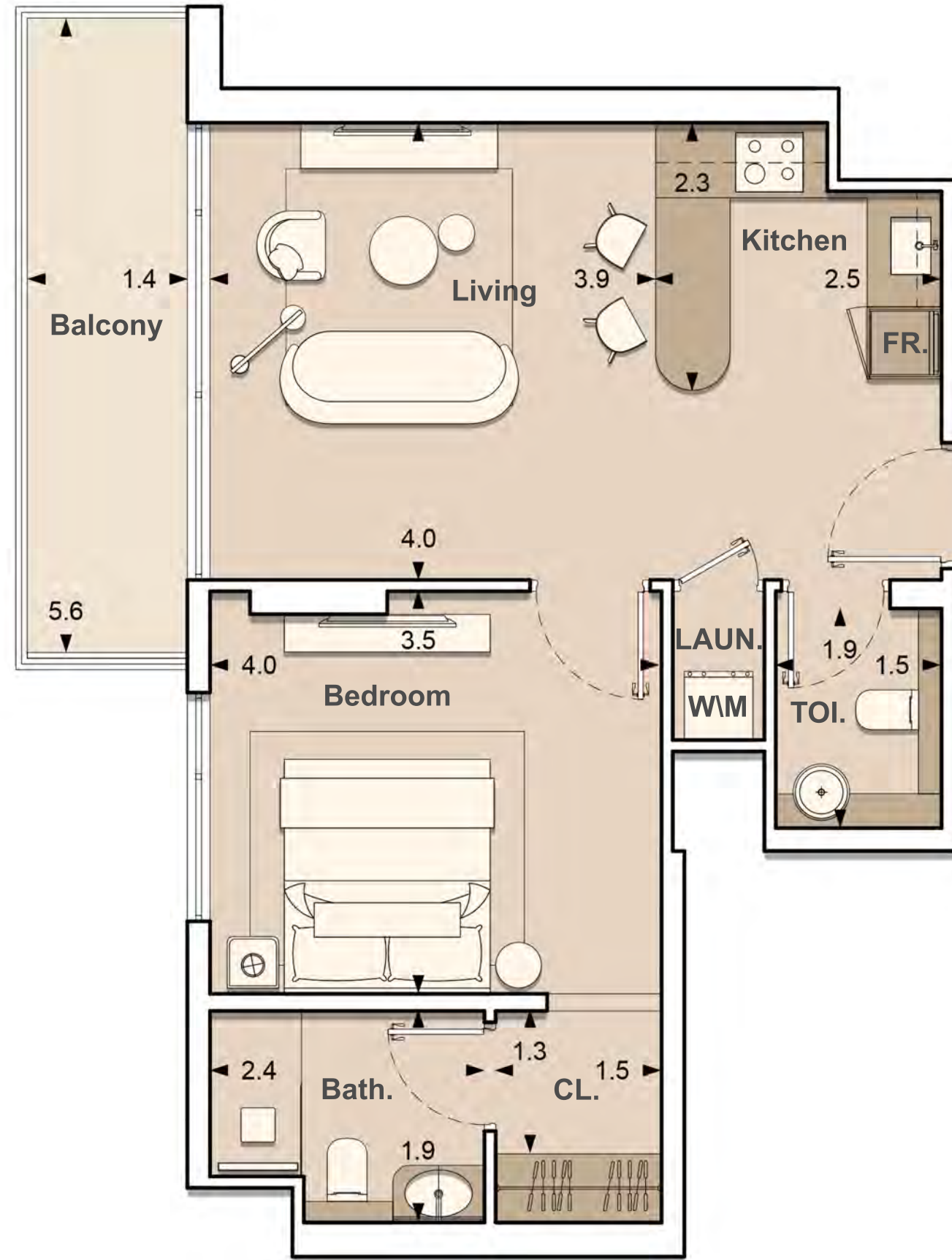
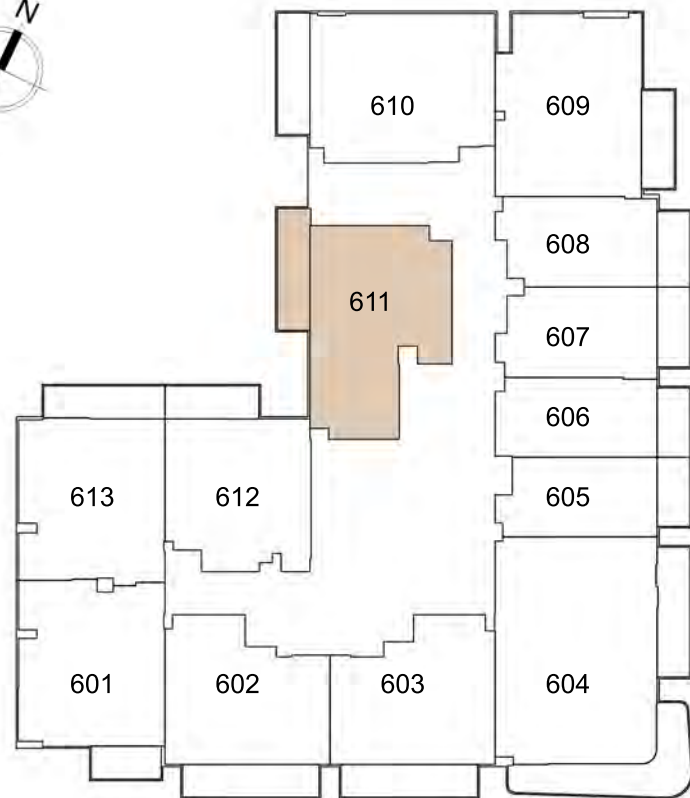


1. All dimensions are in imperial and metric, and measured to structural elements and exclude wall finishes and construction tolerances. 2. All materials, dimensions, and drawings are approximate only. 3. Information is subject to change without notice at developer's absolute discretion. 4. Actual area may vary from the stated area. 5. Drawings not to scale. 6. All images used are for illustrative purposes only and do not represent the actual size, features, specifications, fittings, and furnishings. 7. The developer reserves the right to make revisions / alterations, at its absolute discretion, without any liability whatsoever.

LUME

UNIT : 611 1 - BEDROOM TYPE E

APARTMENT AREA	591.91	SQ.FT.
BALCONY AREA	93.22	SQ.FT.
TOTAL AREA	685.12	SQ.FT.

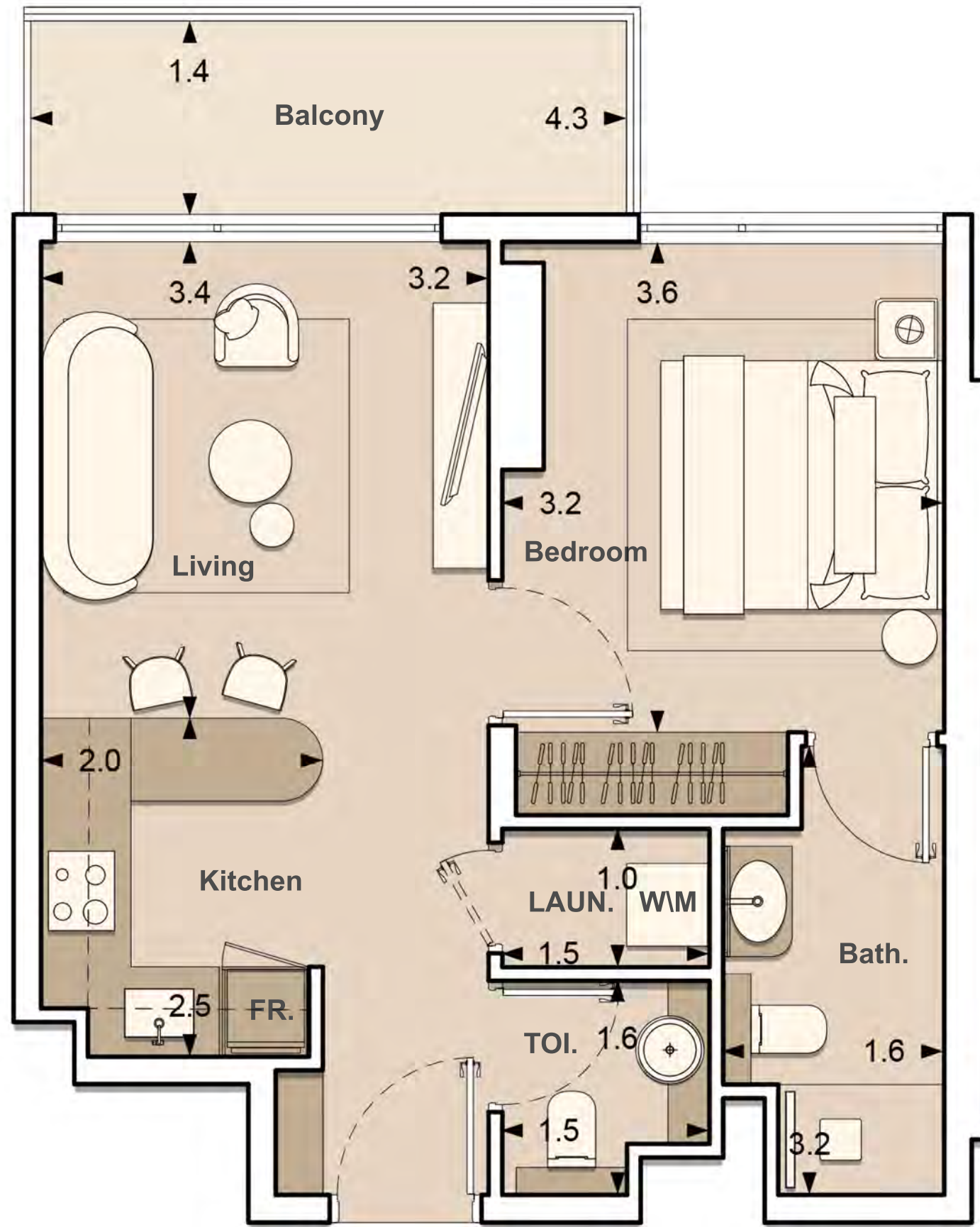
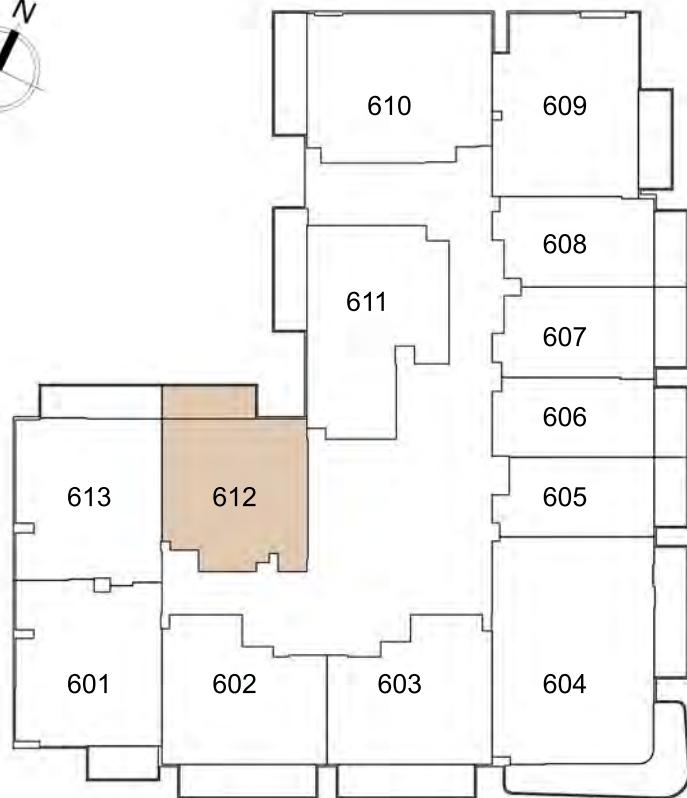


1. All dimensions are in imperial and metric, and measured to structural elements and exclude wall finishes and construction tolerances. 2. All materials, dimensions, and drawings are approximate only. 3. Information is subject to change without notice at developer's absolute discretion. 4. Actual area may vary from the stated area. 5. Drawings not to scale. 6. All images used are for illustrative purposes only and do not represent the actual size, features, specifications, fittings, and furnishings. 7. The developer reserves the right to make revisions / alterations, at its absolute discretion, without any liability whatsoever.

LUME

UNIT : 612 1 - BEDROOM TYPE F

APARTMENT AREA	491.70	SQ.FT.
BALCONY AREA	71.69	SQ.FT.
TOTAL AREA	563.38	SQ.FT.

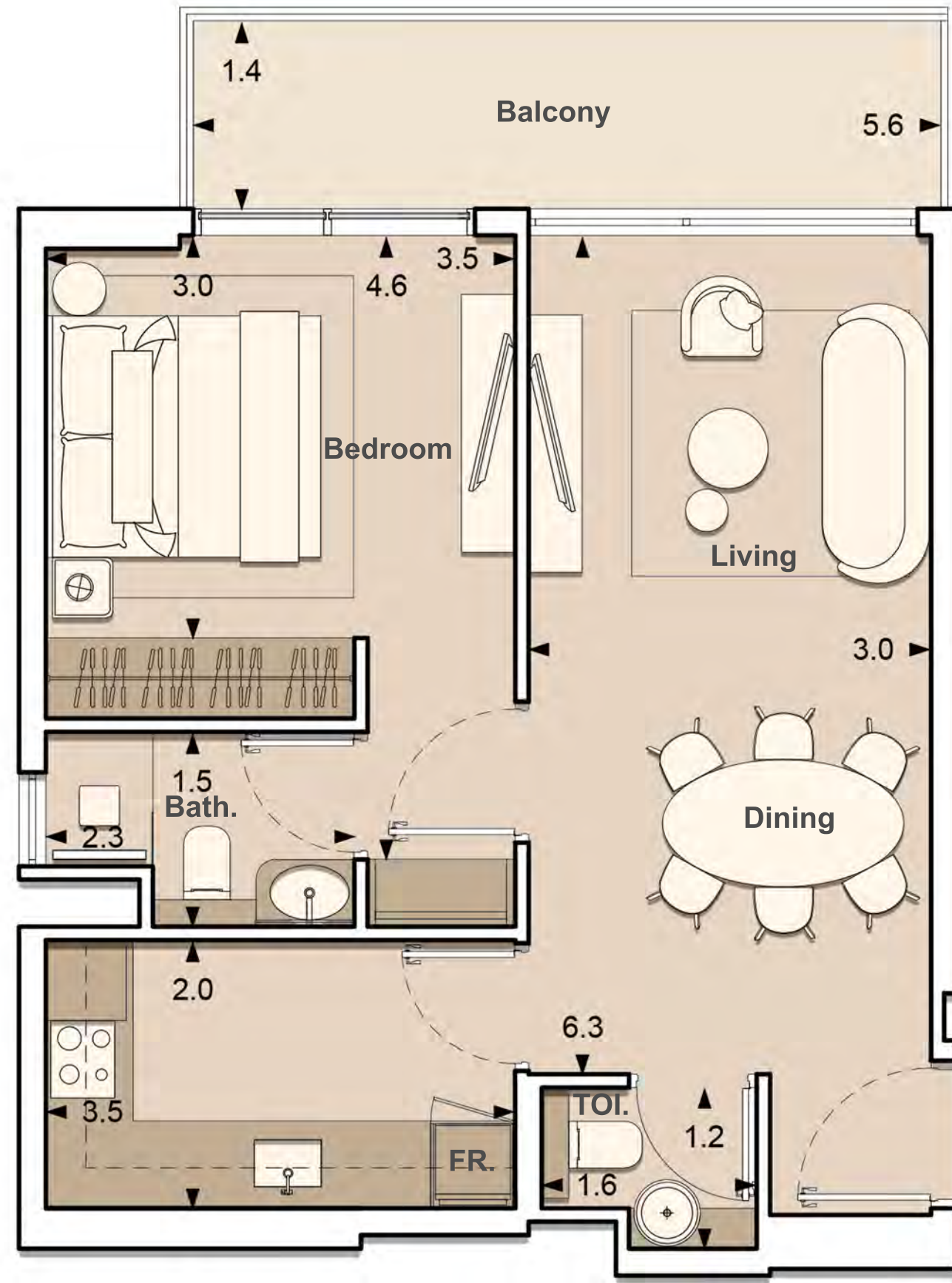
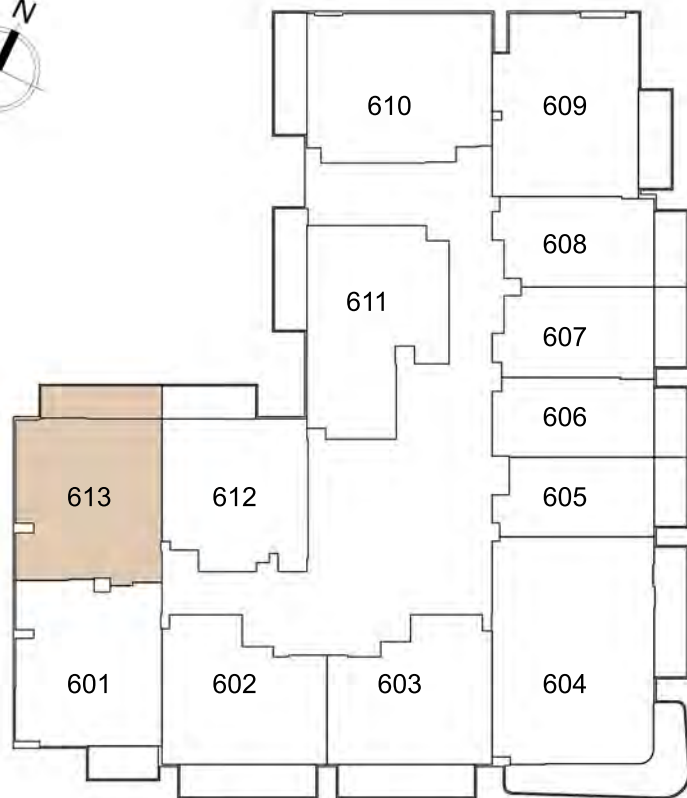


1. All dimensions are in imperial and metric, and measured to structural elements and exclude wall finishes and construction tolerances. 2. All materials, dimensions, and drawings are approximate only. 3. Information is subject to change without notice at developer's absolute discretion. 4. Actual area may vary from the stated area. 5. Drawings not to scale. 6. All images used are for illustrative purposes only and do not represent the actual size, features, specifications, fittings, and furnishings. 7. The developer reserves the right to make revisions / alterations, at its absolute discretion, without any liability whatsoever.

LUME

UNIT : 613 1 - BEDROOM TYPE G

APARTMENT AREA	547.88 SQ.FT.
BALCONY AREA	91.28 SQ.FT.
TOTAL AREA	639.16 SQ.FT.



1. All dimensions are in imperial and metric, and measured to structural elements and exclude wall finishes and construction tolerances. 2. All materials, dimensions, and drawings are approximate only. 3. Information is subject to change without notice at developer's absolute discretion. 4. Actual area may vary from the stated area. 5. Drawings not to scale. 6. All images used are for illustrative purposes only and do not represent the actual size, features, specifications, fittings, and furnishings. 7. The developer reserves the right to make revisions / alterations, at its absolute discretion, without any liability whatsoever.

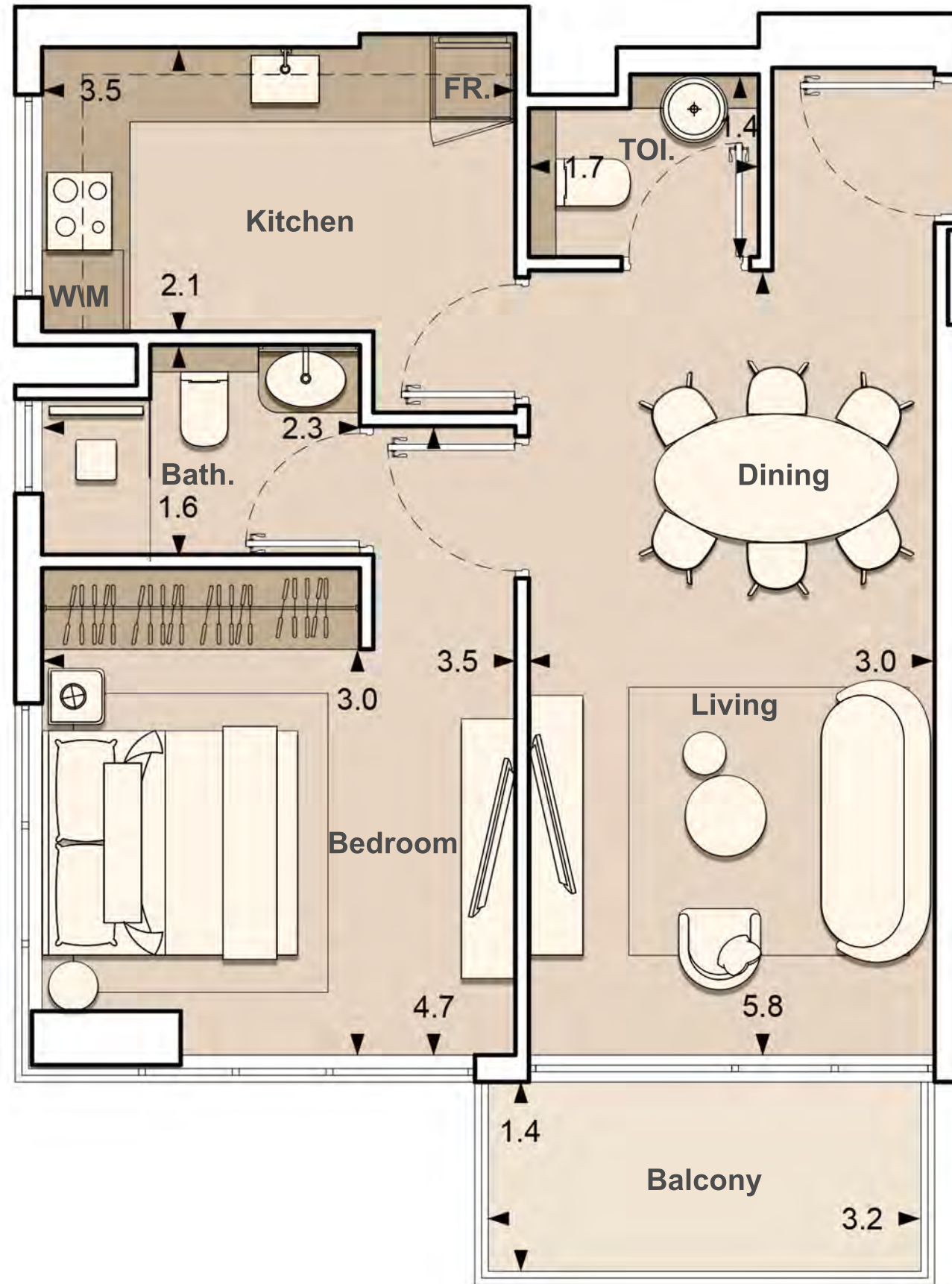
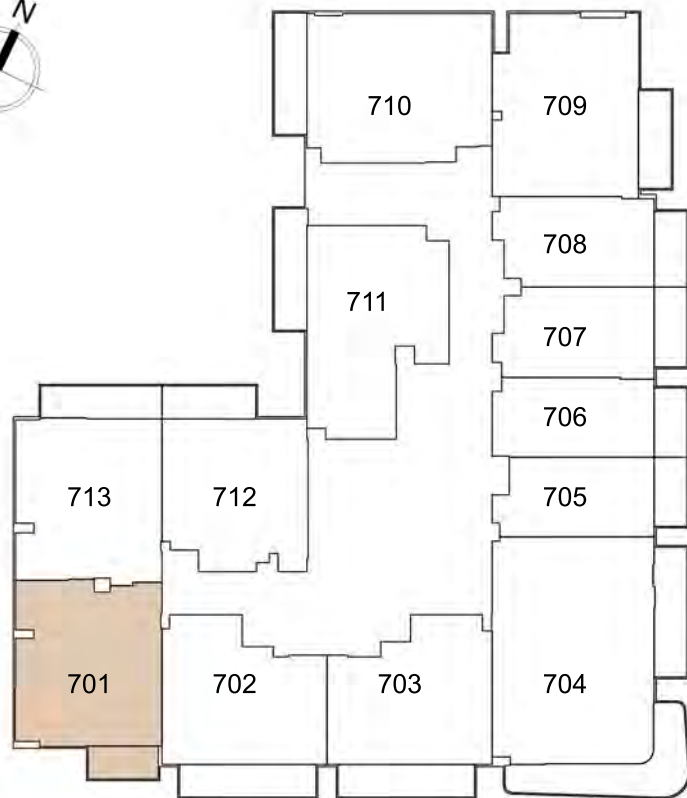


7TH FLOOR

LUME

UNIT : 701 1 - BEDROOM TYPE B

APARTMENT AREA	550.04 SQ.FT.
BALCONY AREA	53.39 SQ.FT.
TOTAL AREA	603.42 SQ.FT.

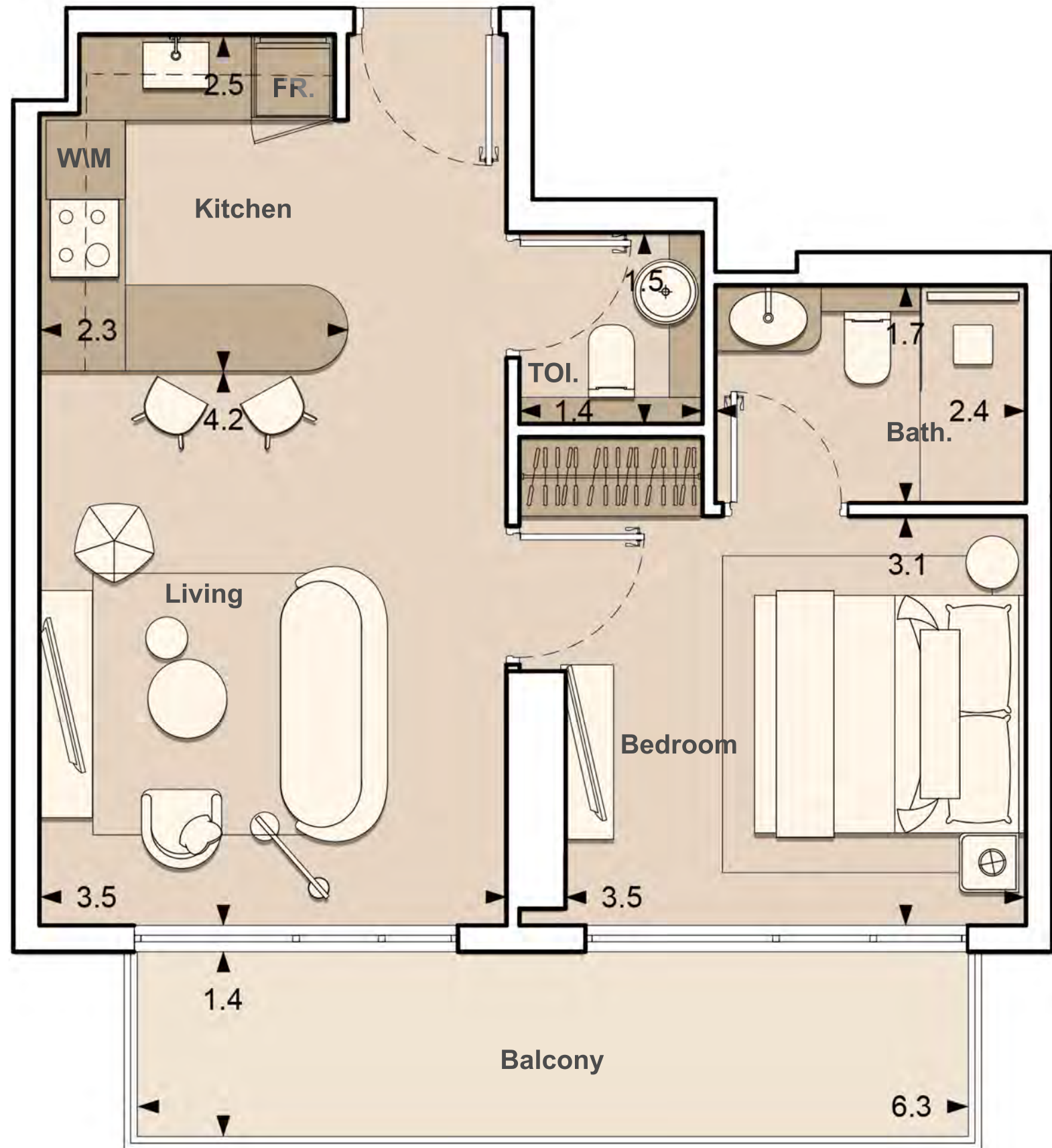
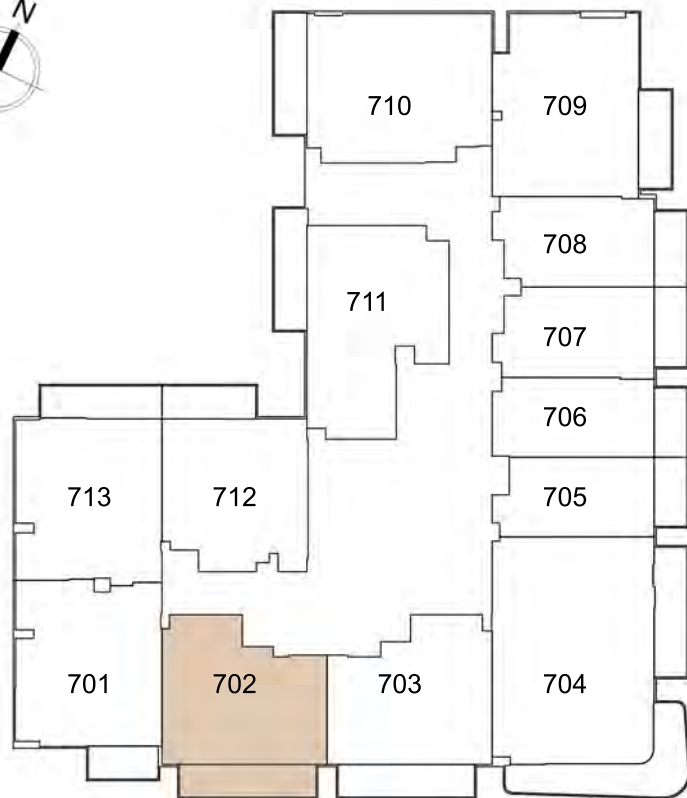


1. All dimensions are in imperial and metric, and measured to structural elements and exclude wall finishes and construction tolerances. 2. All materials, dimensions, and drawings are approximate only. 3. Information is subject to change without notice at developer's absolute discretion. 4. Actual area may vary from the stated area. 5. Drawings not to scale. 6. All images used are for illustrative purposes only and do not represent the actual size, features, specifications, fittings, and furnishings. 7. The developer reserves the right to make revisions / alterations, at its absolute discretion, without any liability whatsoever.

LUME

UNIT : 702 1 - BEDROOM TYPE A

APARTMENT AREA	497.51 SQ.FT.
BALCONY AREA	104.19 SQ.FT.
TOTAL AREA	601.70 SQ.FT.

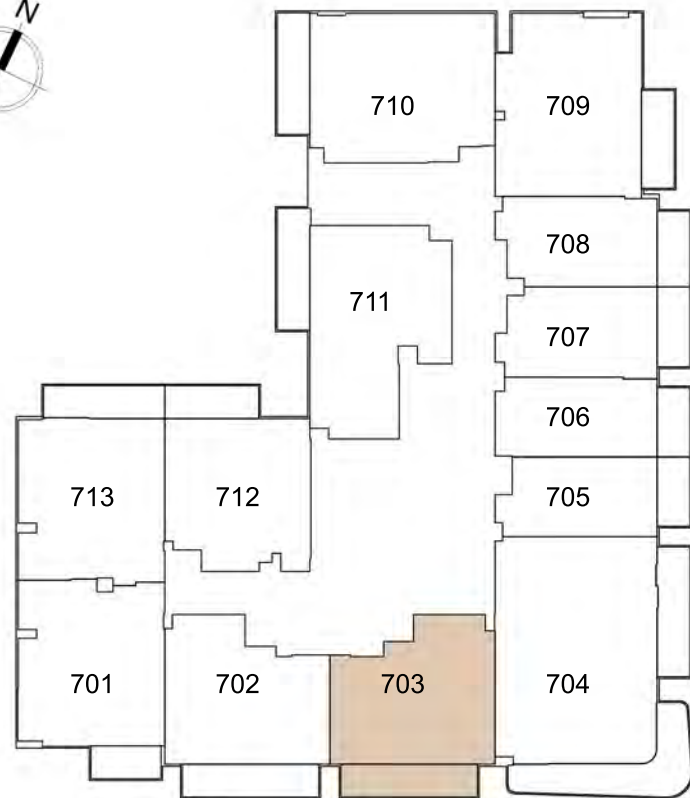


1. All dimensions are in imperial and metric, and measured to structural elements and exclude wall finishes and construction tolerances. 2. All materials, dimensions, and drawings are approximate only. 3. Information is subject to change without notice at developer's absolute discretion. 4. Actual area may vary from the stated area. 5. Drawings not to scale. 6. All images used are for illustrative purposes only and do not represent the actual size, features, specifications, fittings, and furnishings. 7. The developer reserves the right to make revisions / alterations, at its absolute discretion, without any liability whatsoever.

LUME

UNIT : 703 1 - BEDROOM TYPE A

APARTMENT AREA	499.77	SQ.FT.
BALCONY AREA	104.19	SQ.FT.
TOTAL AREA	603.96	SQ.FT.

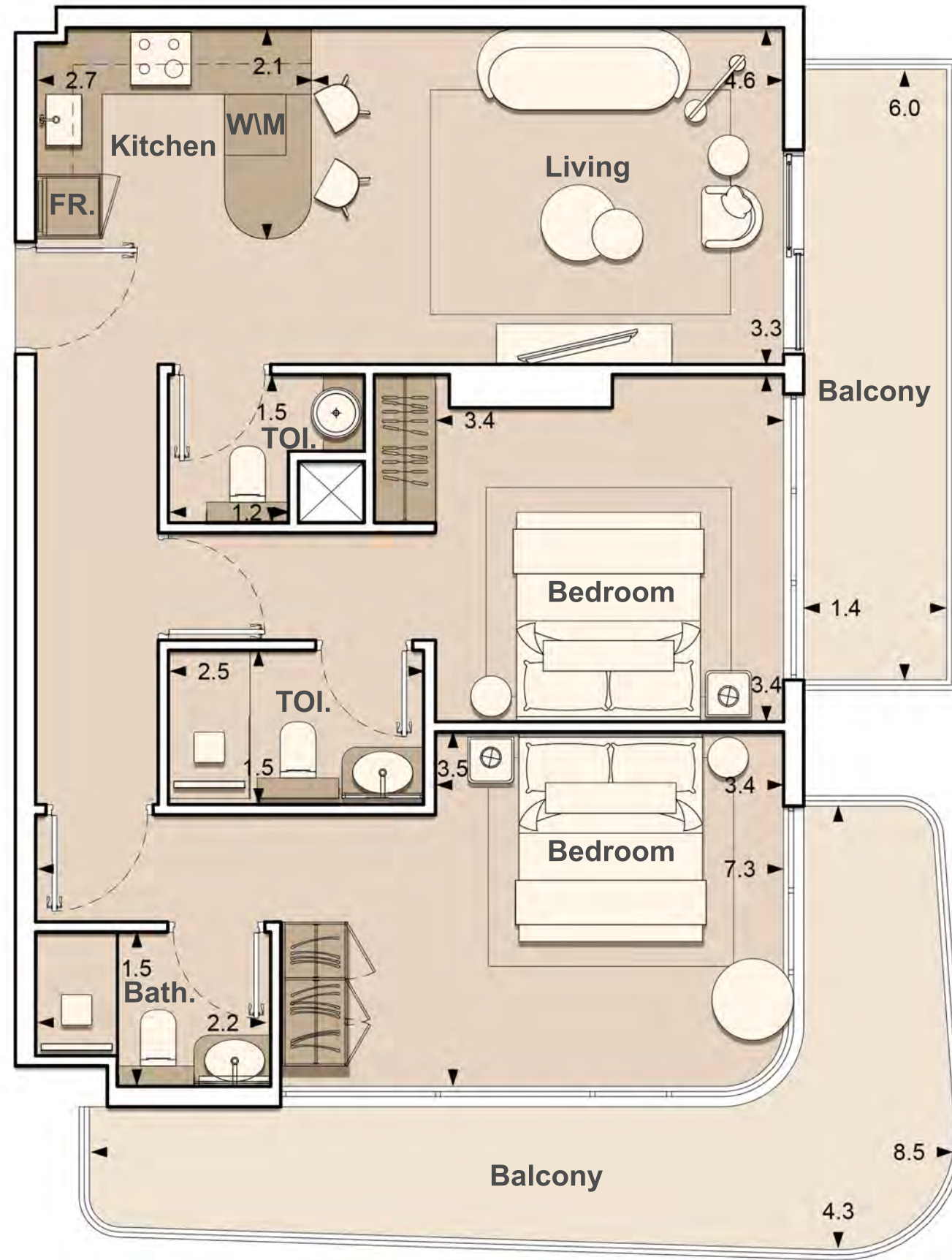
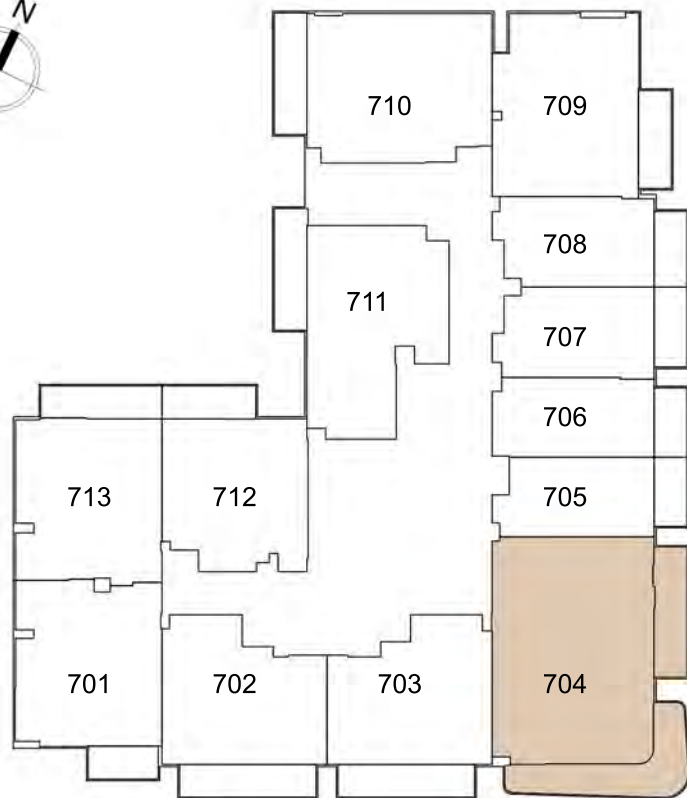


1. All dimensions are in imperial and metric, and measured to structural elements and exclude wall finishes and construction tolerances. 2. All materials, dimensions, and drawings are approximate only. 3. Information is subject to change without notice at developer's absolute discretion. 4. Actual area may vary from the stated area. 5. Drawings not to scale. 6. All images used are for illustrative purposes only and do not represent the actual size, features, specifications, fittings, and furnishings. 7. The developer reserves the right to make revisions / alterations, at its absolute discretion, without any liability whatsoever.

LUME

UNIT : 704 2 - BEDROOM TYPE A

APARTMENT AREA	843.57 SQ.FT.
BALCONY AREA	274.80 SQ.FT.
TOTAL AREA	1118.37 SQ.FT.

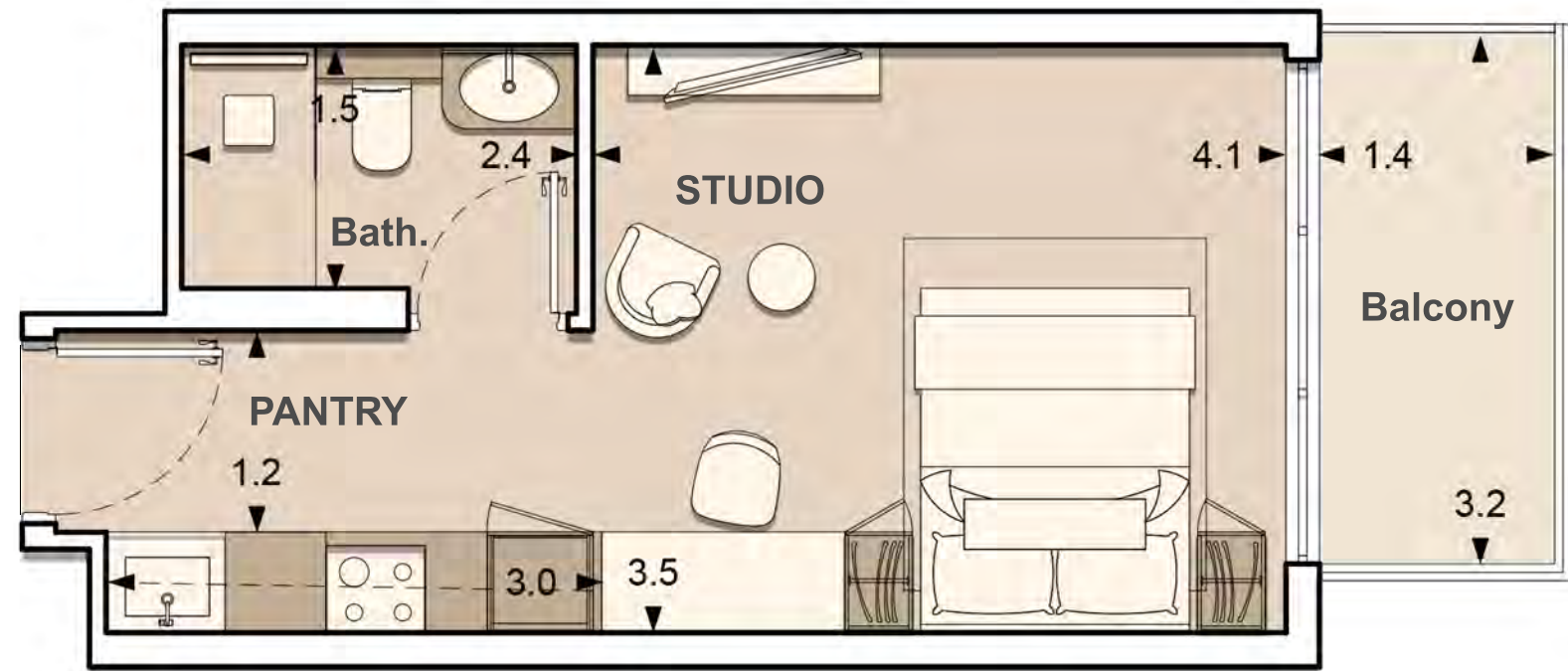
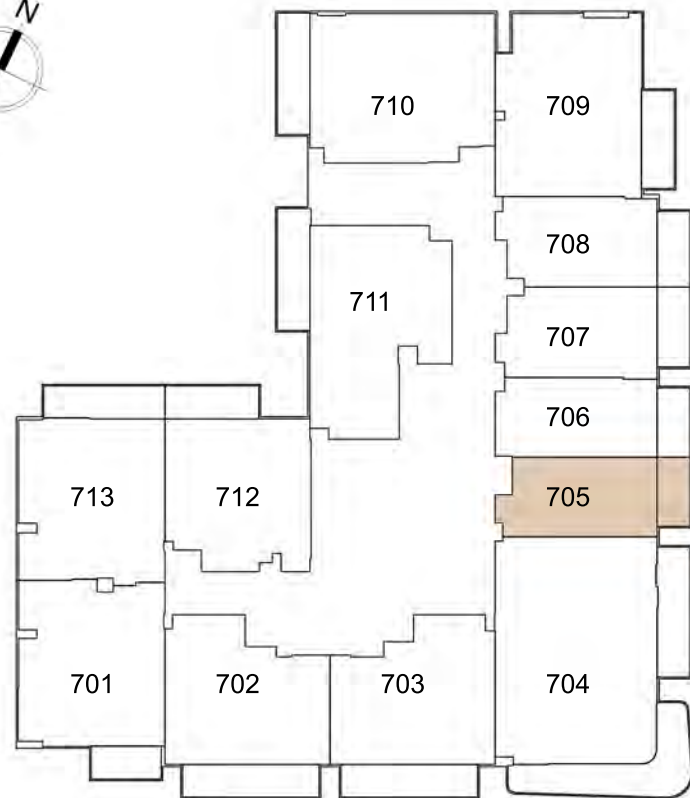


1. All dimensions are in imperial and metric, and measured to structural elements and exclude wall finishes and construction tolerances. 2. All materials, dimensions, and drawings are approximate only. 3. Information is subject to change without notice at developer's absolute discretion. 4. Actual area may vary from the stated area. 5. Drawings not to scale. 6. All images used are for illustrative purposes only and do not represent the actual size, features, specifications, fittings, and furnishings. 7. The developer reserves the right to make revisions / alterations, at its absolute discretion, without any liability whatsoever.

LUME

UNIT : 705 STUDIO TYPE C

APARTMENT AREA	282.34 SQ.FT.
BALCONY AREA	52.74 SQ.FT.
TOTAL AREA	335.08 SQ.FT.

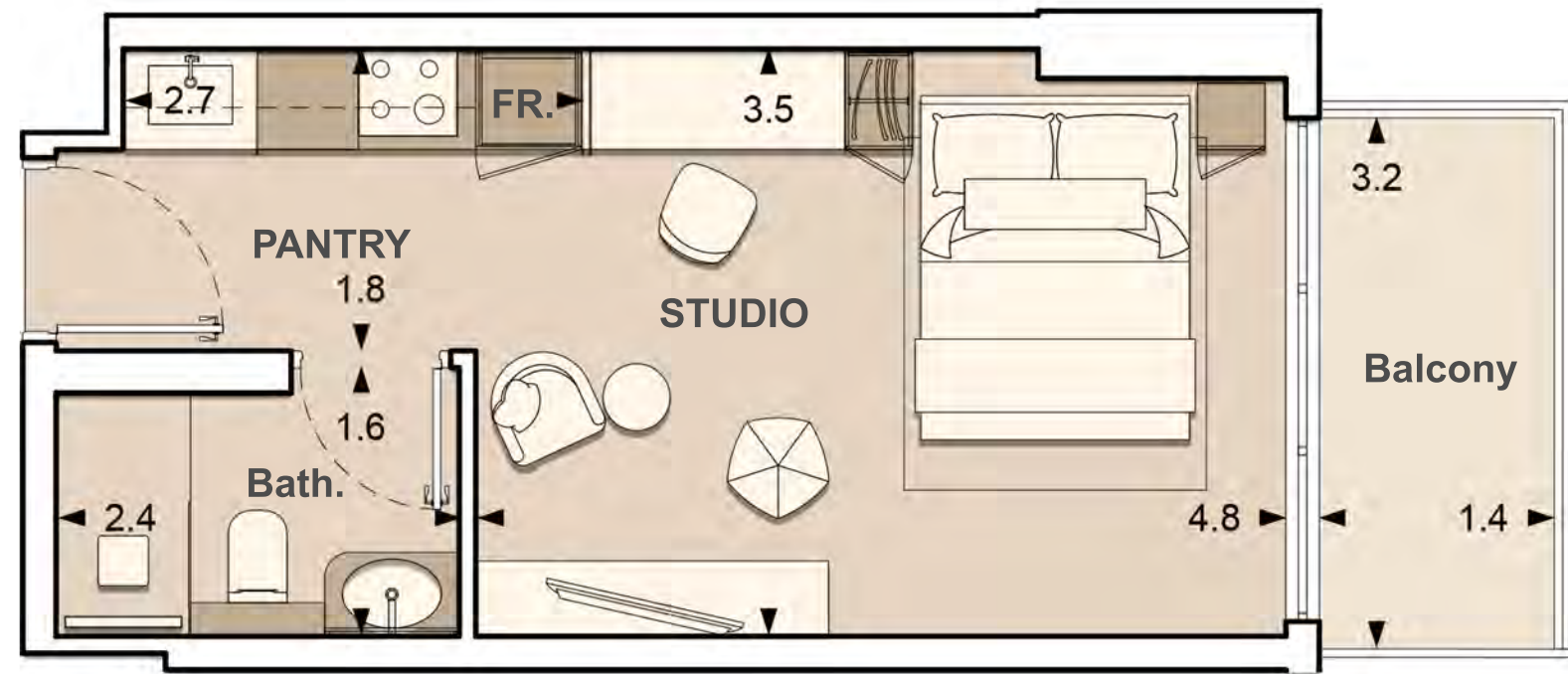
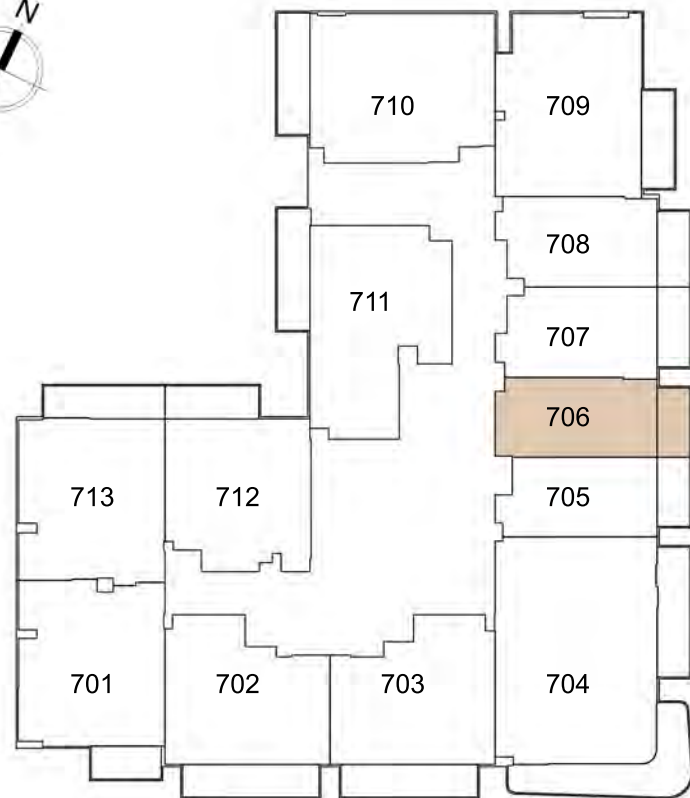


1. All dimensions are in imperial and metric, and measured to structural elements and exclude wall finishes and construction tolerances. 2. All materials, dimensions, and drawings are approximate only. 3. Information is subject to change without notice at developer's absolute discretion. 4. Actual area may vary from the stated area. 5. Drawings not to scale. 6. All images used are for illustrative purposes only and do not represent the actual size, features, specifications, fittings, and furnishings. 7. The developer reserves the right to make revisions / alterations, at its absolute discretion, without any liability whatsoever.

LUME

UNIT : 706 STUDIO TYPE B

APARTMENT AREA	294.82 SQ.FT.
BALCONY AREA	52.74 SQ.FT.
TOTAL AREA	347.57 SQ.FT.

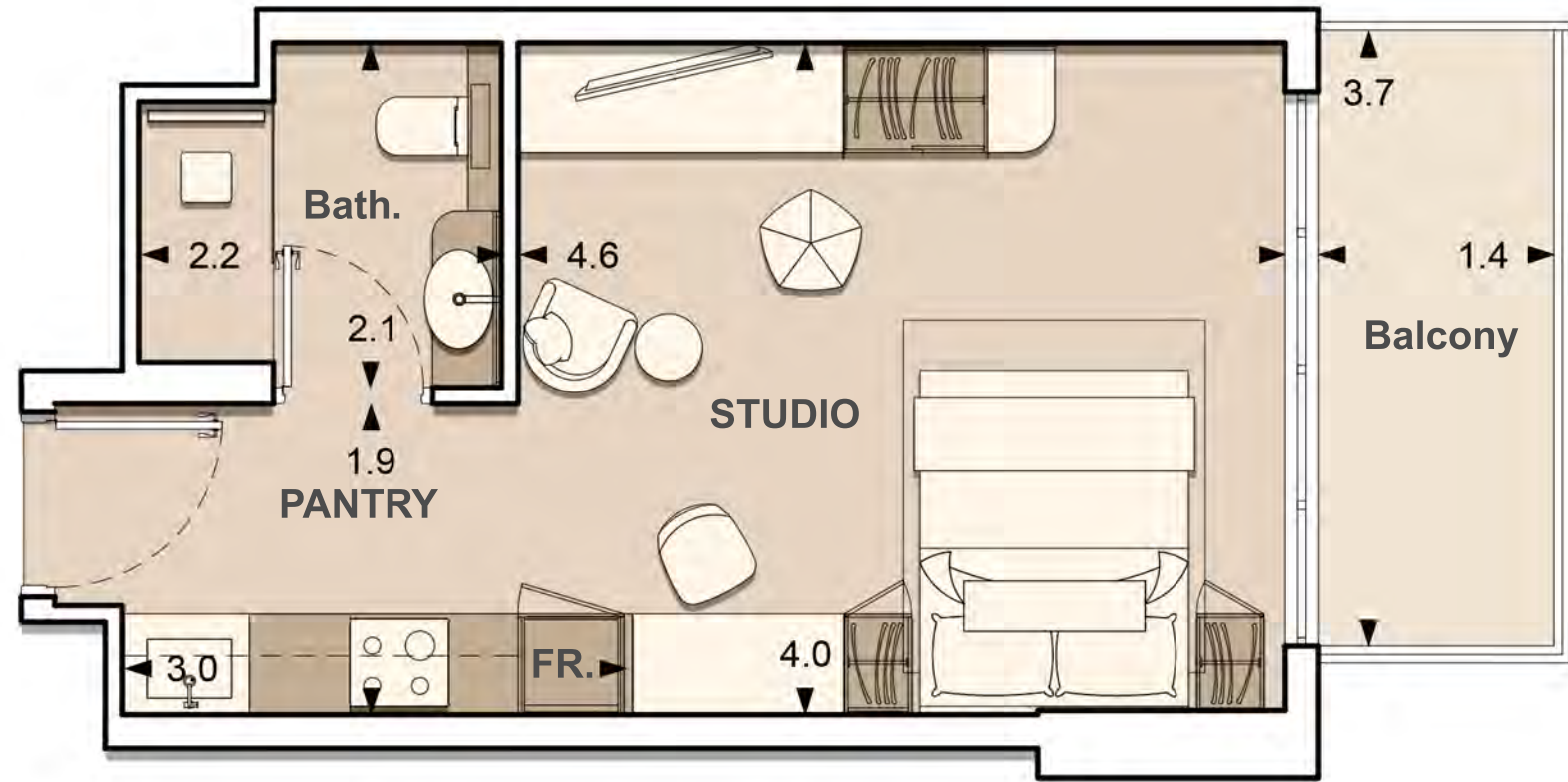
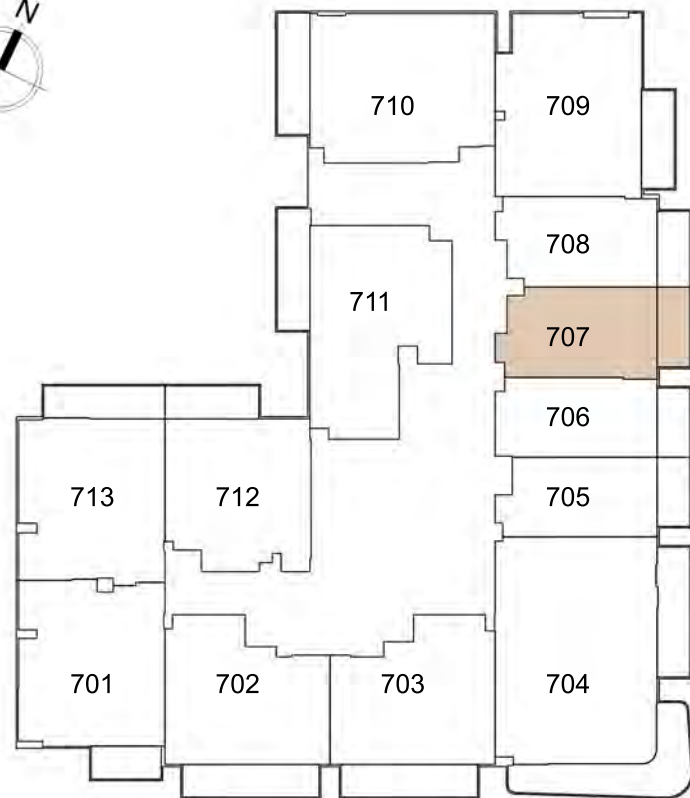


1. All dimensions are in imperial and metric, and measured to structural elements and exclude wall finishes and construction tolerances. 2. All materials, dimensions, and drawings are approximate only. 3. Information is subject to change without notice at developer's absolute discretion. 4. Actual area may vary from the stated area. 5. Drawings not to scale. 6. All images used are for illustrative purposes only and do not represent the actual size, features, specifications, fittings, and furnishings. 7. The developer reserves the right to make revisions / alterations, at its absolute discretion, without any liability whatsoever.

LUME

UNIT : 707 STUDIO TYPE A

APARTMENT AREA	321.95	SQ.FT.
BALCONY AREA	61.03	SQ.FT.
TOTAL AREA	382.98	SQ.FT.

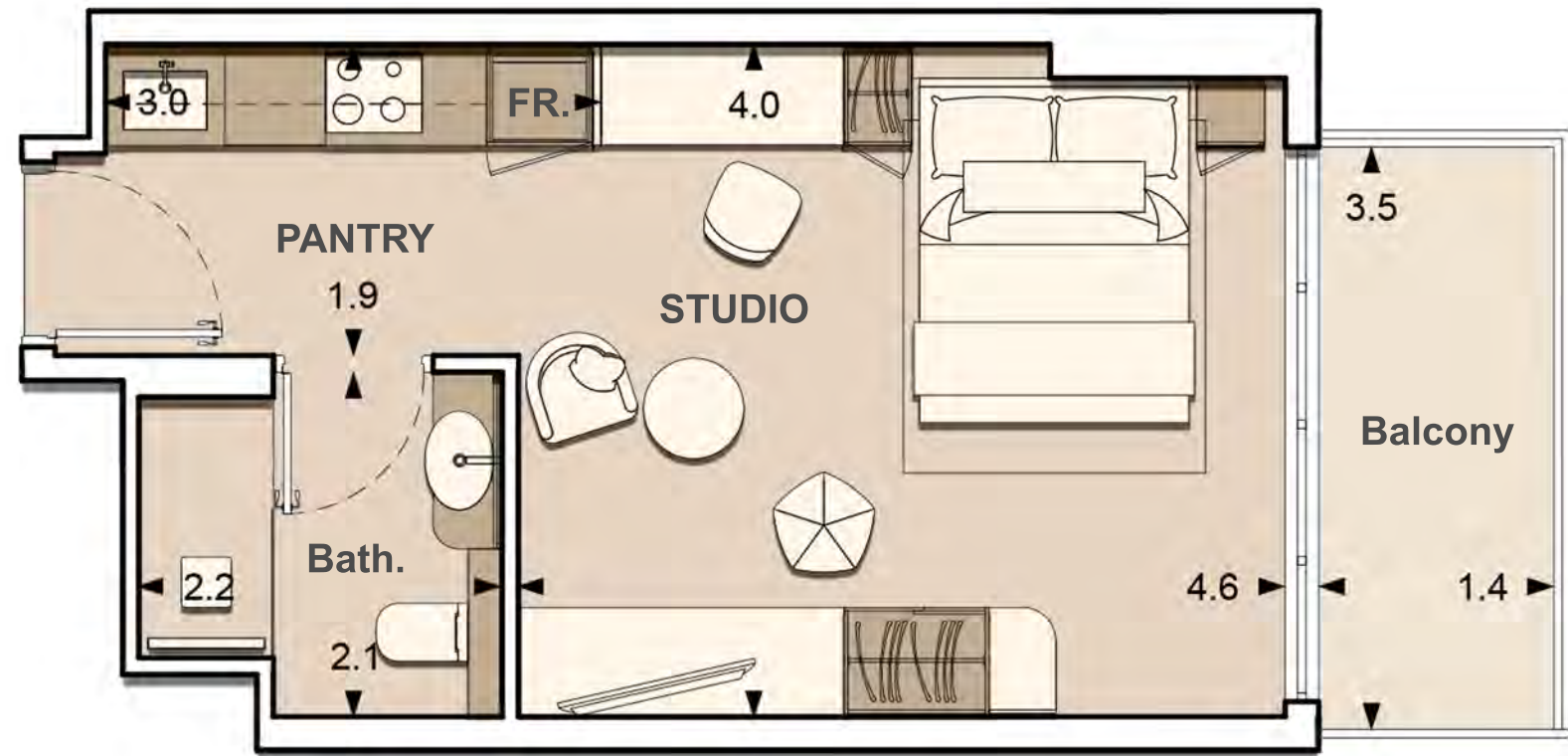
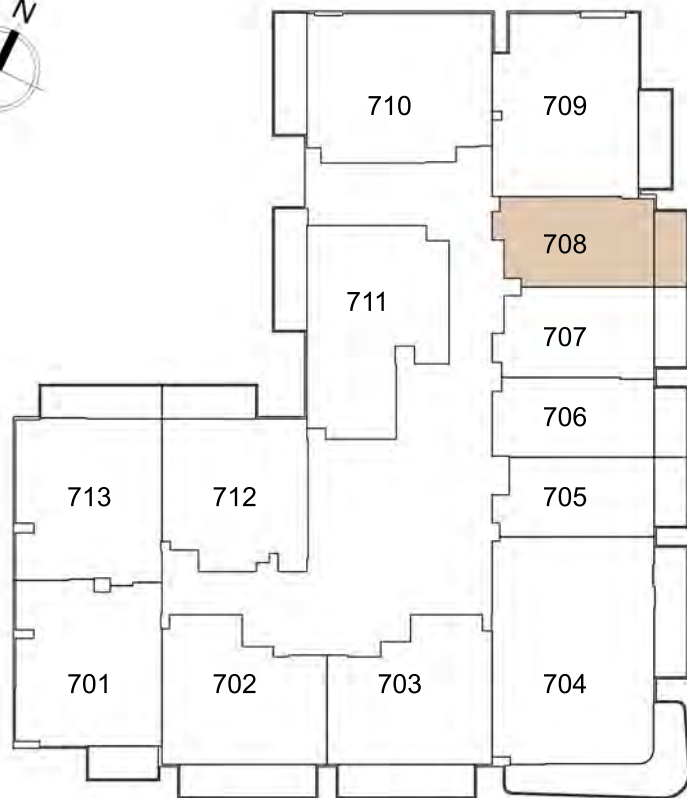


1. All dimensions are in imperial and metric, and measured to structural elements and exclude wall finishes and construction tolerances. 2. All materials, dimensions, and drawings are approximate only. 3. Information is subject to change without notice at developer's absolute discretion. 4. Actual area may vary from the stated area. 5. Drawings not to scale. 6. All images used are for illustrative purposes only and do not represent the actual size, features, specifications, fittings, and furnishings. 7. The developer reserves the right to make revisions / alterations, at its absolute discretion, without any liability whatsoever.

LUME

UNIT : 708 STUDIO TYPE A

APARTMENT AREA	319.58	SQ.FT.
BALCONY AREA	57.69	SQ.FT.
TOTAL AREA	377.28	SQ.FT.

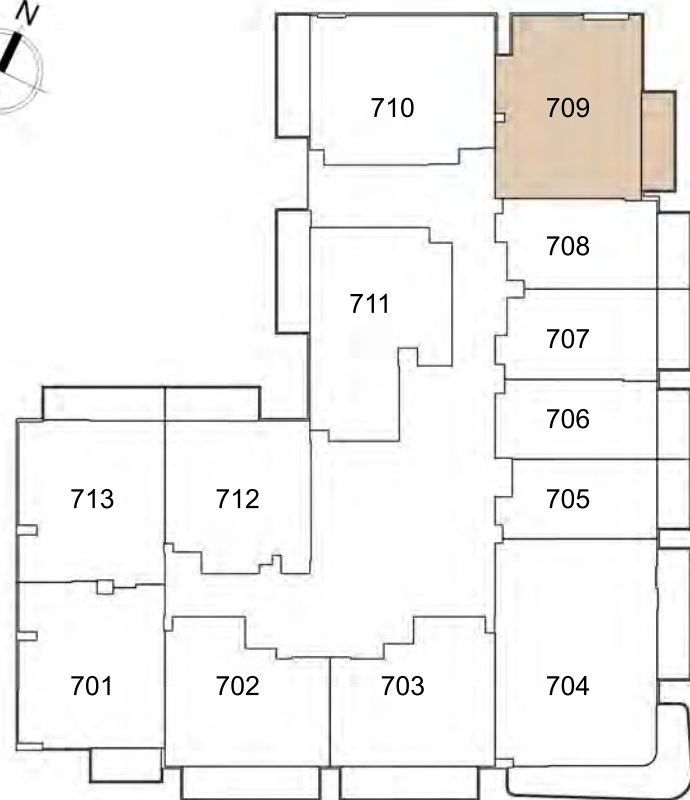


1. All dimensions are in imperial and metric, and measured to structural elements and exclude wall finishes and construction tolerances. 2. All materials, dimensions, and drawings are approximate only. 3. Information is subject to change without notice at developer's absolute discretion. 4. Actual area may vary from the stated area. 5. Drawings not to scale. 6. All images used are for illustrative purposes only and do not represent the actual size, features, specifications, fittings, and furnishings. 7. The developer reserves the right to make revisions / alterations, at its absolute discretion, without any liability whatsoever.

LUME

UNIT : 709 1 - BEDROOM TYPE C

APARTMENT AREA	601.81 SQ.FT.
BALCONY AREA	74.70 SQ.FT.
TOTAL AREA	676.51 SQ.FT.

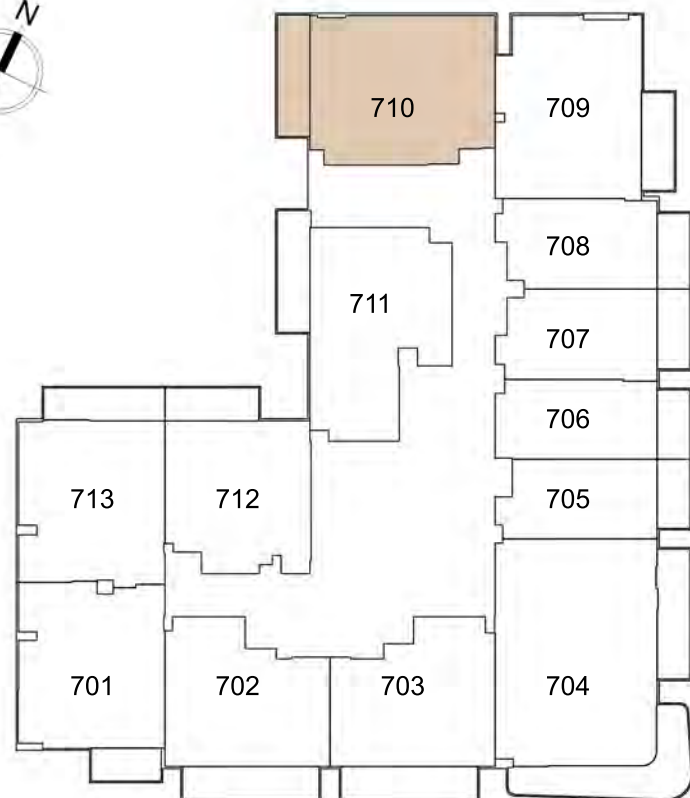


1. All dimensions are in imperial and metric, and measured to structural elements and exclude wall finishes and construction tolerances. 2. All materials, dimensions, and drawings are approximate only. 3. Information is subject to change without notice at developer's absolute discretion. 4. Actual area may vary from the stated area. 5. Drawings not to scale. 6. All images used are for illustrative purposes only and do not represent the actual size, features, specifications, fittings, and furnishings. 7. The developer reserves the right to make revisions / alterations, at its absolute discretion, without any liability whatsoever.

LUME

UNIT : 710 1 - BEDROOM TYPE D

APARTMENT AREA	622.37	SQ.FT.
BALCONY AREA	92.78	SQ.FT.
TOTAL AREA	715.15	SQ.FT.

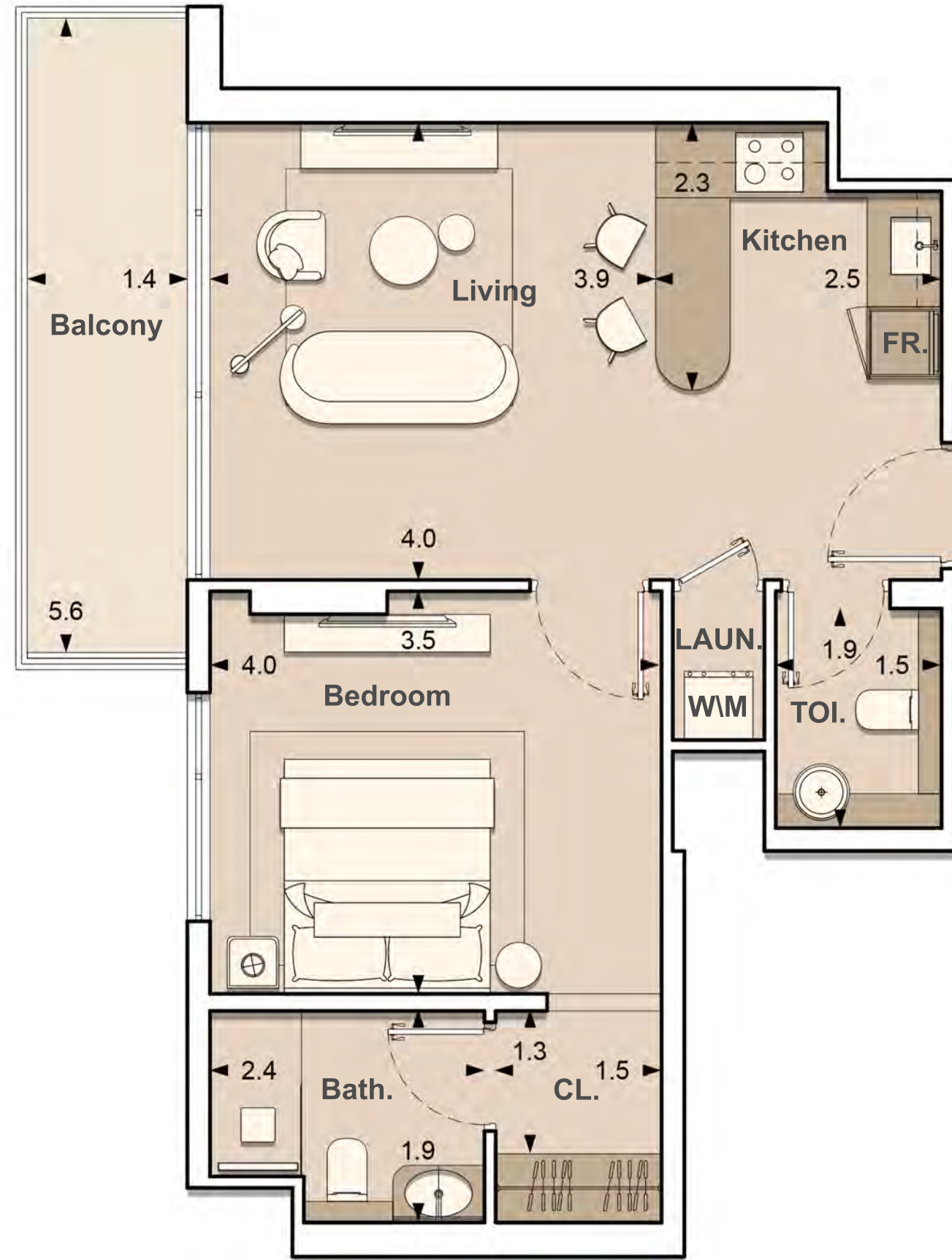
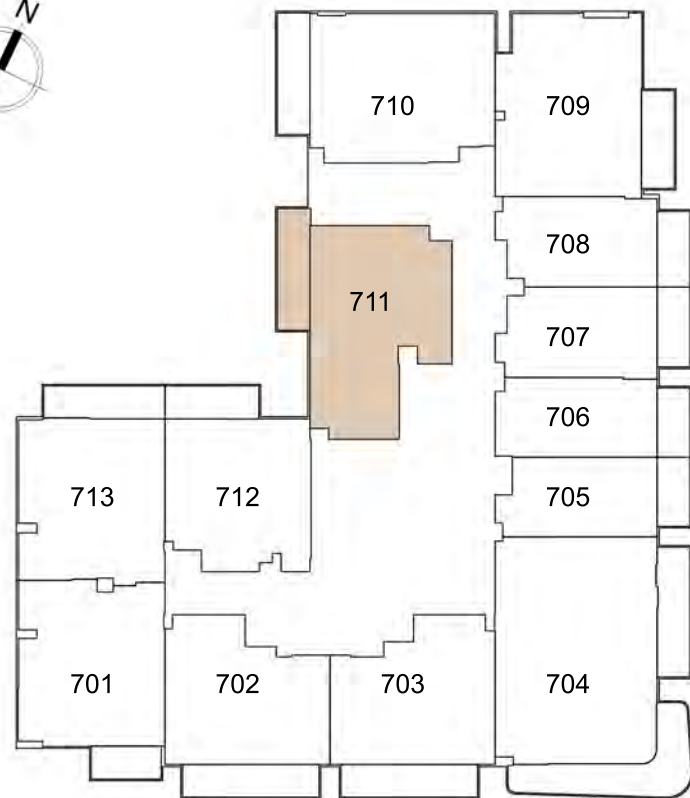


1. All dimensions are in imperial and metric, and measured to structural elements and exclude wall finishes and construction tolerances. 2. All materials, dimensions, and drawings are approximate only. 3. Information is subject to change without notice at developer's absolute discretion. 4. Actual area may vary from the stated area. 5. Drawings not to scale. 6. All images used are for illustrative purposes only and do not represent the actual size, features, specifications, fittings, and furnishings. 7. The developer reserves the right to make revisions / alterations, at its absolute discretion, without any liability whatsoever.

LUME

UNIT : 711 1 - BEDROOM TYPE E

APARTMENT AREA	591.91	SQ.FT.
BALCONY AREA	93.22	SQ.FT.
TOTAL AREA	685.12	SQ.FT.

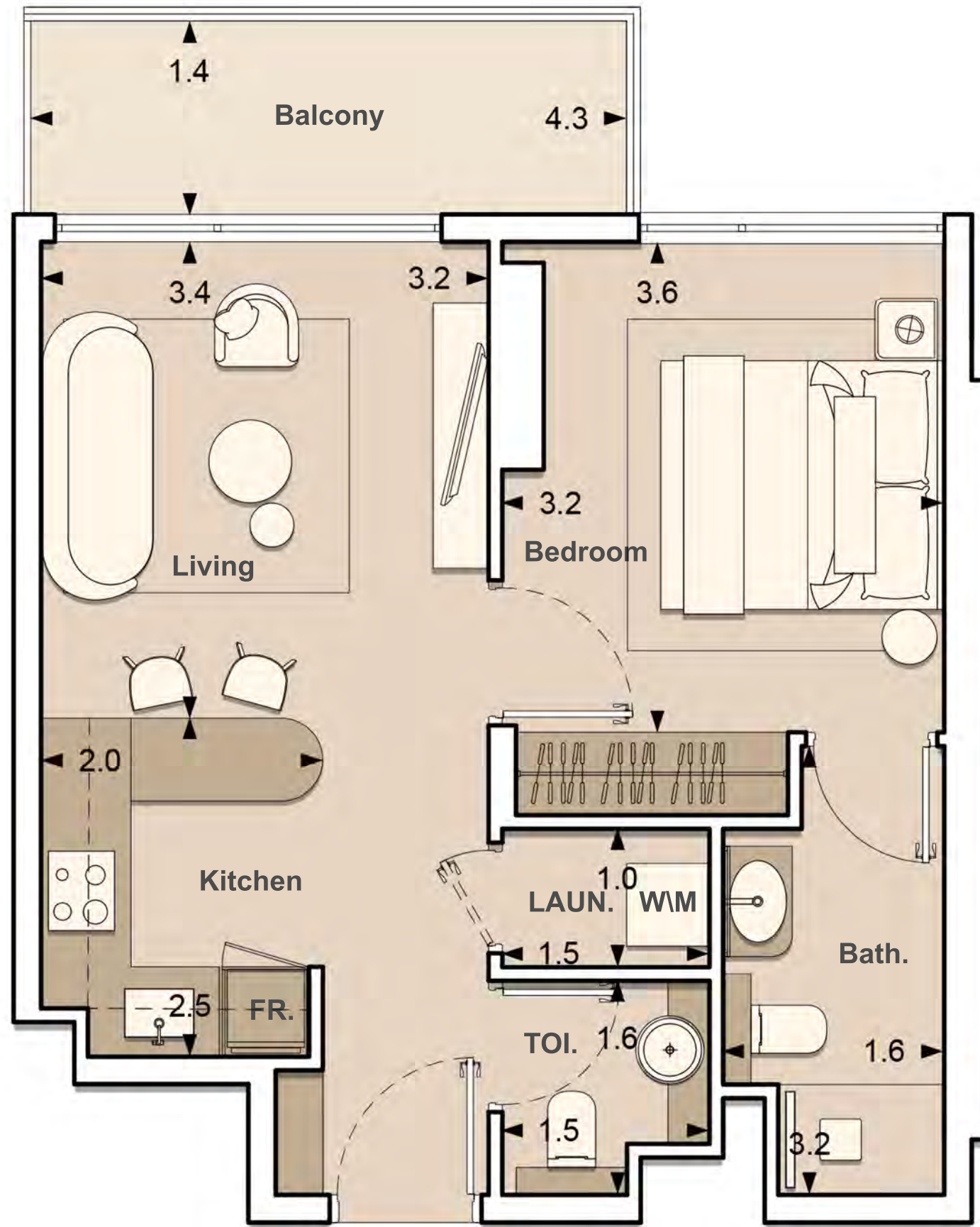
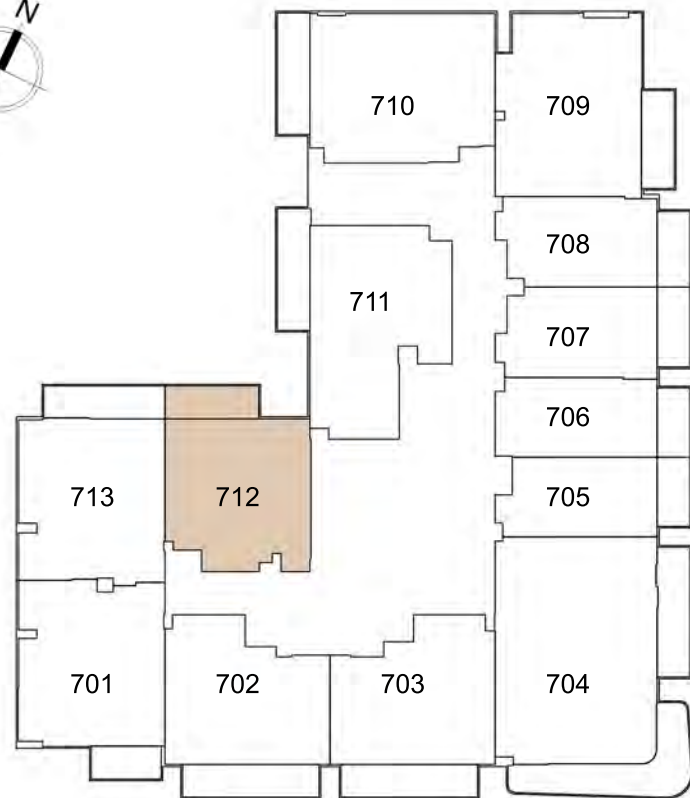


1. All dimensions are in imperial and metric, and measured to structural elements and exclude wall finishes and construction tolerances. 2. All materials, dimensions, and drawings are approximate only. 3. Information is subject to change without notice at developer's absolute discretion. 4. Actual area may vary from the stated area. 5. Drawings not to scale. 6. All images used are for illustrative purposes only and do not represent the actual size, features, specifications, fittings, and furnishings. 7. The developer reserves the right to make revisions / alterations, at its absolute discretion, without any liability whatsoever.

LUME

UNIT : 712 1 - BEDROOM TYPE F

APARTMENT AREA	491.70	SQ.FT.
BALCONY AREA	71.69	SQ.FT.
TOTAL AREA	563.38	SQ.FT.

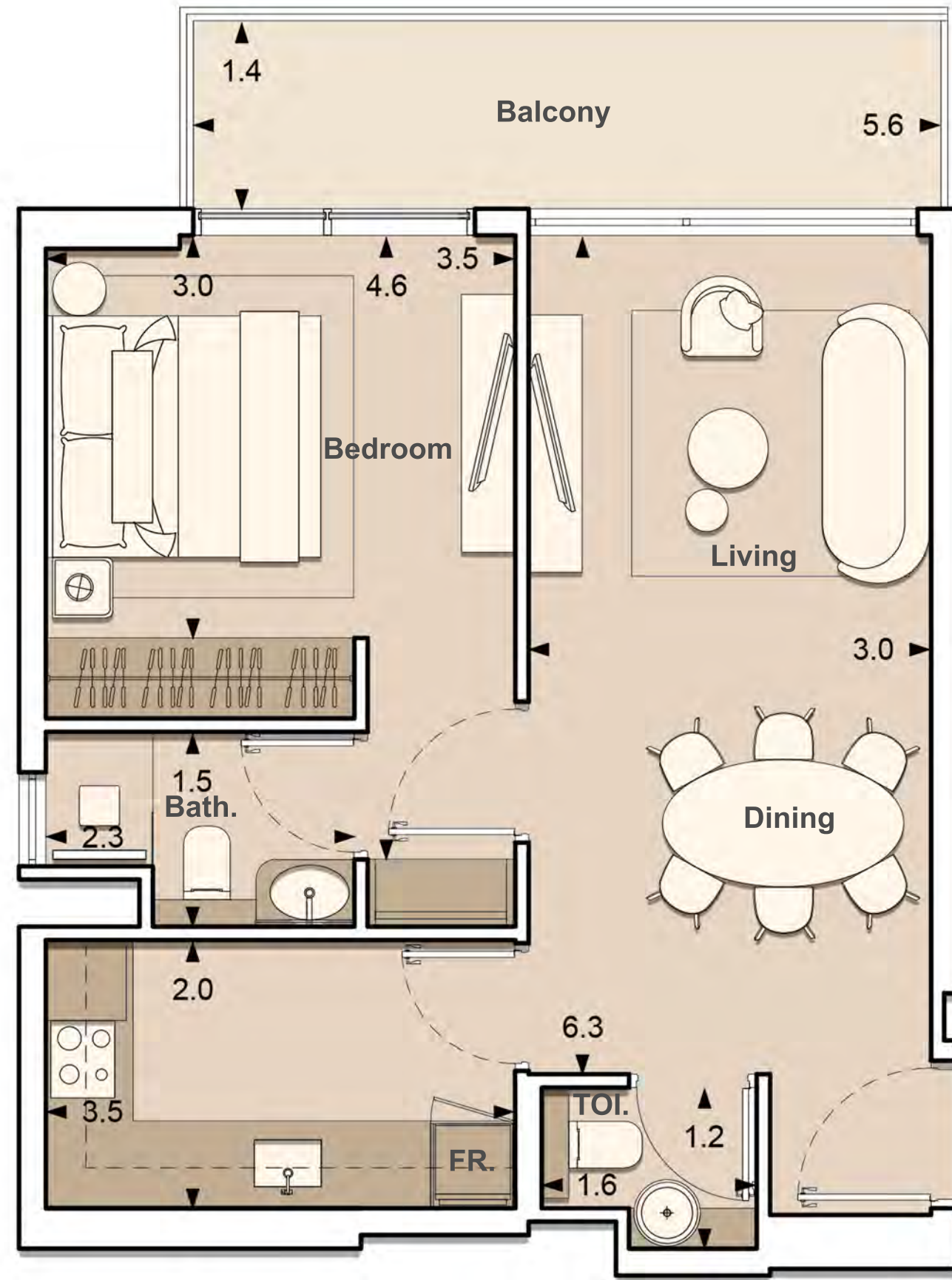
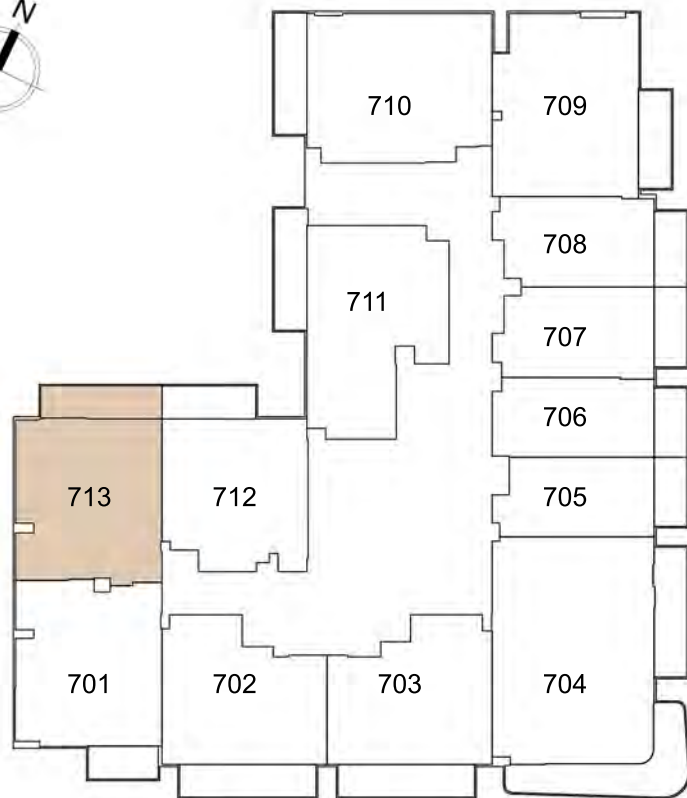


1. All dimensions are in imperial and metric, and measured to structural elements and exclude wall finishes and construction tolerances. 2. All materials, dimensions, and drawings are approximate only. 3. Information is subject to change without notice at developer's absolute discretion. 4. Actual area may vary from the stated area. 5. Drawings not to scale. 6. All images used are for illustrative purposes only and do not represent the actual size, features, specifications, fittings, and furnishings. 7. The developer reserves the right to make revisions / alterations, at its absolute discretion, without any liability whatsoever.

LUME

UNIT : 713 1 - BEDROOM TYPE G

APARTMENT AREA	547.88 SQ.FT.
BALCONY AREA	91.28 SQ.FT.
TOTAL AREA	639.16 SQ.FT.



1. All dimensions are in imperial and metric, and measured to structural elements and exclude wall finishes and construction tolerances. 2. All materials, dimensions, and drawings are approximate only. 3. Information is subject to change without notice at developer's absolute discretion. 4. Actual area may vary from the stated area. 5. Drawings not to scale. 6. All images used are for illustrative purposes only and do not represent the actual size, features, specifications, fittings, and furnishings. 7. The developer reserves the right to make revisions / alterations, at its absolute discretion, without any liability whatsoever.

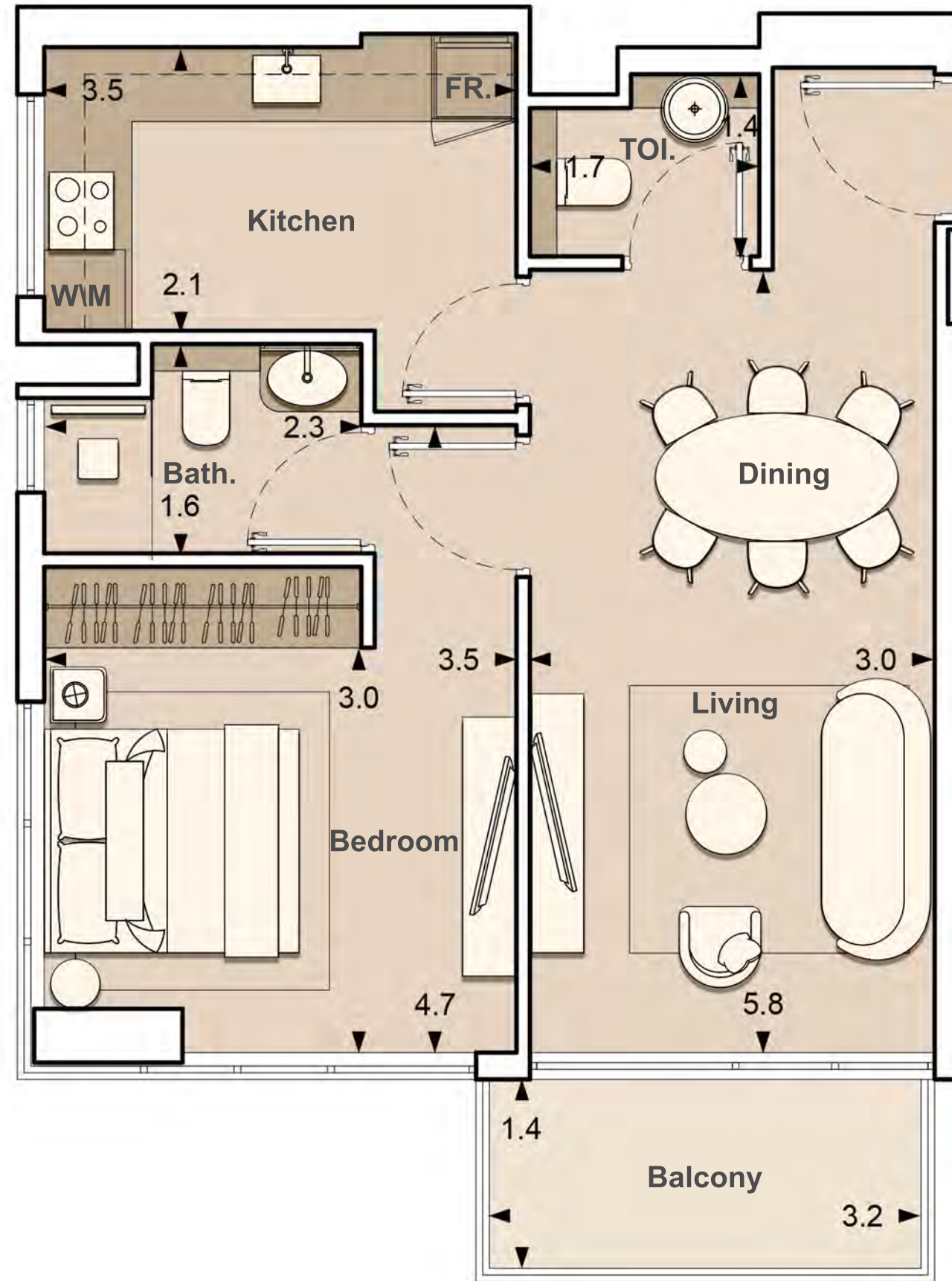
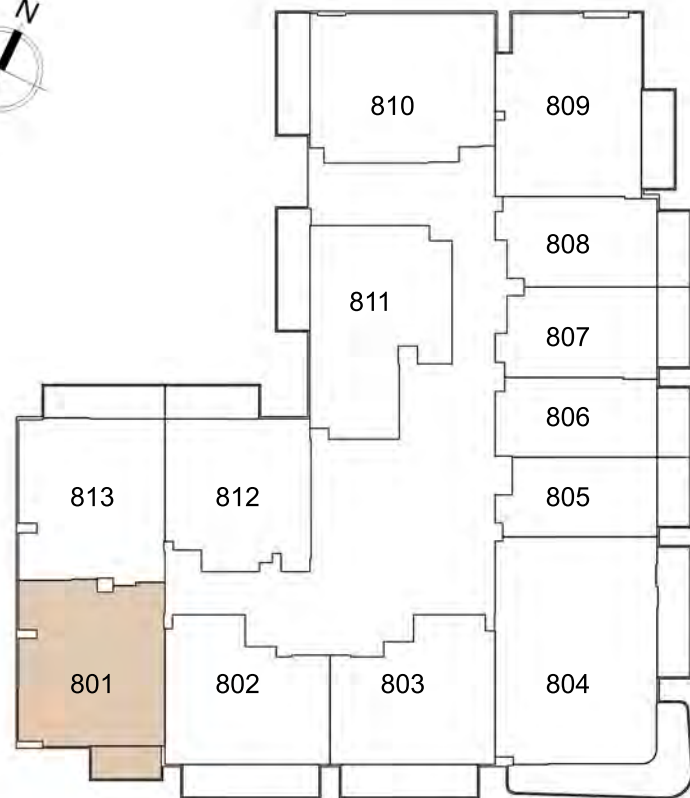


8TH FLOOR

LUME

UNIT : 801 1 - BEDROOM TYPE B

APARTMENT AREA	550.04 SQ.FT.
BALCONY AREA	53.39 SQ.FT.
TOTAL AREA	603.42 SQ.FT.

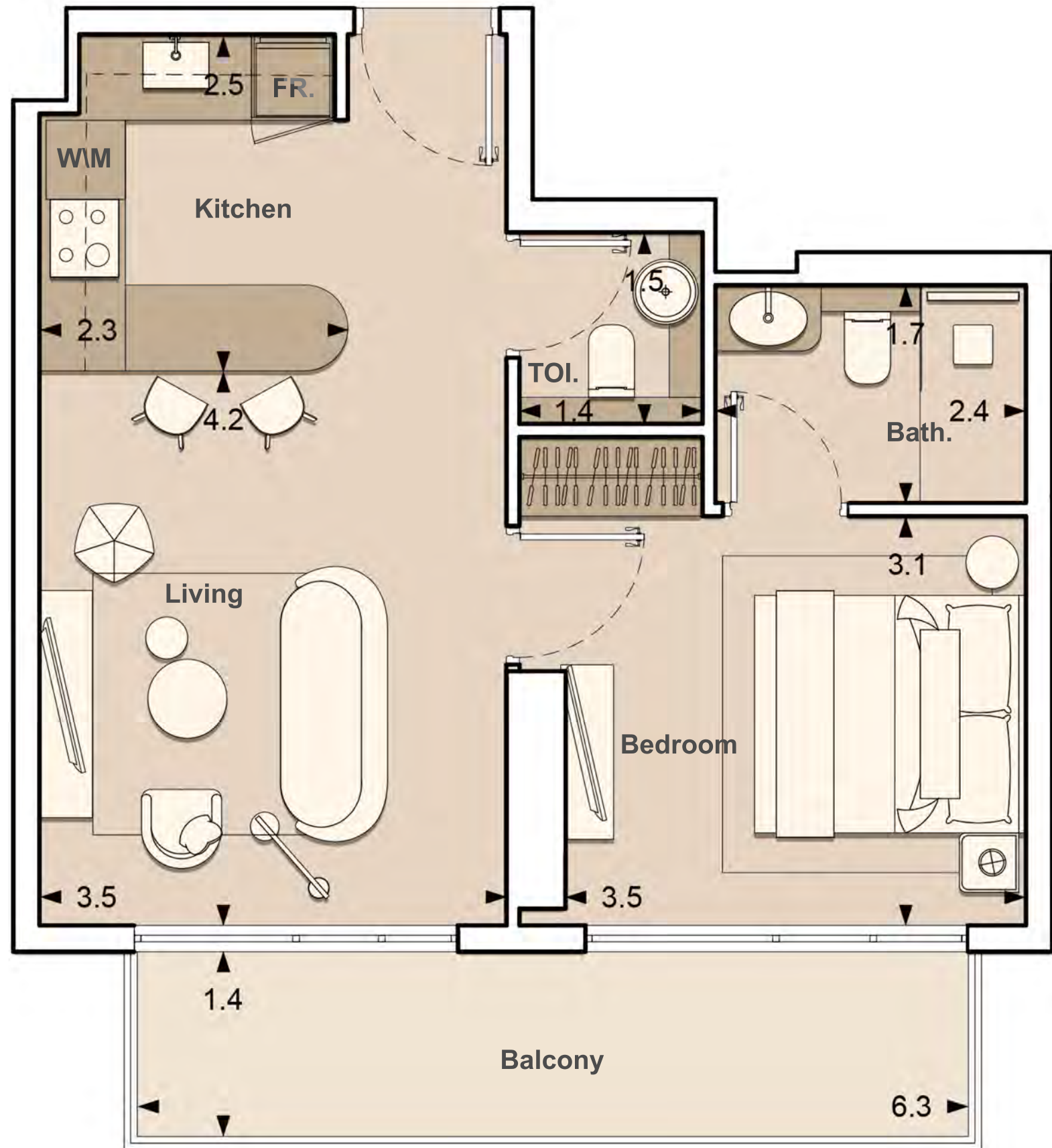
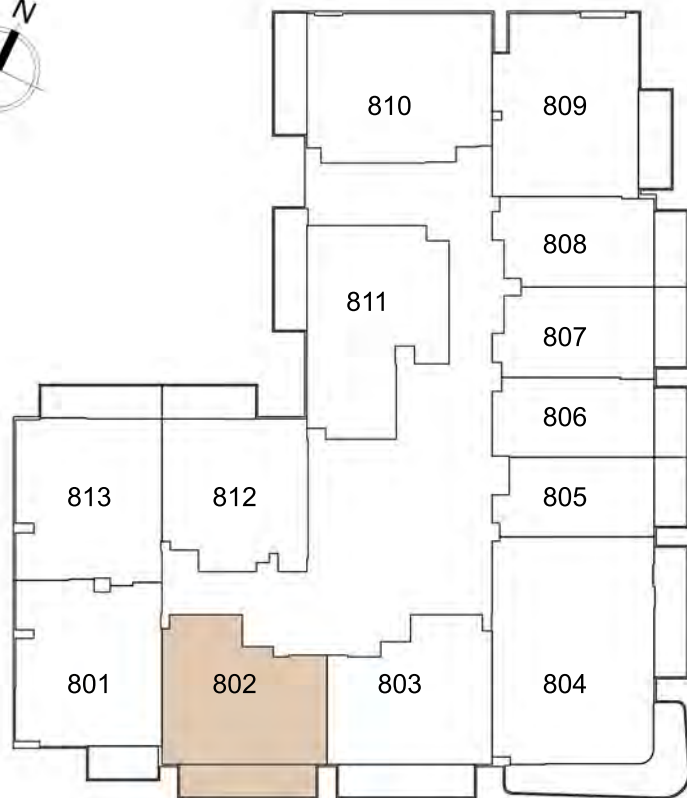


1. All dimensions are in imperial and metric, and measured to structural elements and exclude wall finishes and construction tolerances. 2. All materials, dimensions, and drawings are approximate only. 3. Information is subject to change without notice at developer's absolute discretion. 4. Actual area may vary from the stated area. 5. Drawings not to scale. 6. All images used are for illustrative purposes only and do not represent the actual size, features, specifications, fittings, and furnishings. 7. The developer reserves the right to make revisions / alterations, at its absolute discretion, without any liability whatsoever.

LUME

UNIT : 802 1 - BEDROOM TYPE A

APARTMENT AREA	497.51 SQ.FT.
BALCONY AREA	104.19 SQ.FT.
TOTAL AREA	601.70 SQ.FT.

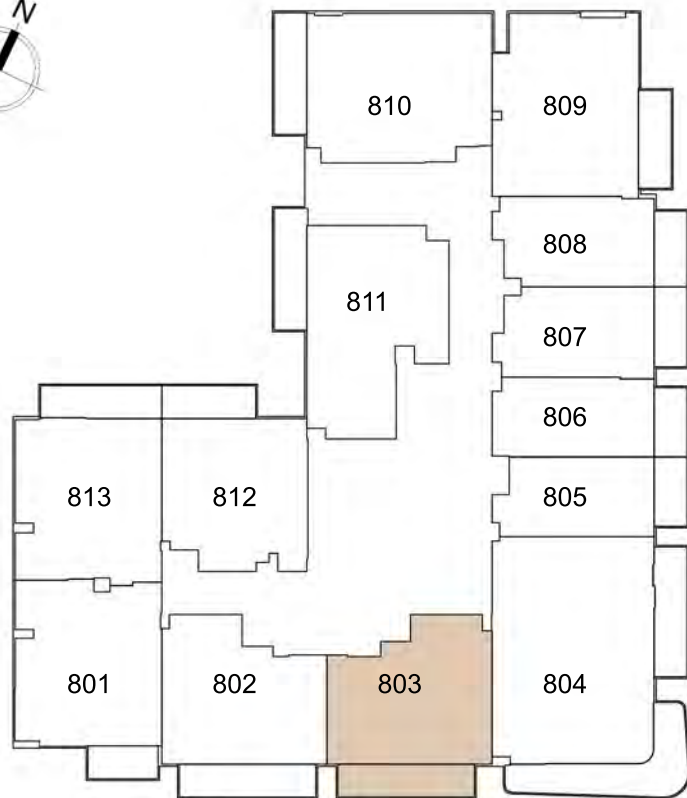


1. All dimensions are in imperial and metric, and measured to structural elements and exclude wall finishes and construction tolerances. 2. All materials, dimensions, and drawings are approximate only. 3. Information is subject to change without notice at developer's absolute discretion. 4. Actual area may vary from the stated area. 5. Drawings not to scale. 6. All images used are for illustrative purposes only and do not represent the actual size, features, specifications, fittings, and furnishings. 7. The developer reserves the right to make revisions / alterations, at its absolute discretion, without any liability whatsoever.

LUME

UNIT : 803 1 - BEDROOM TYPE A

APARTMENT AREA	499.77	SQ.FT.
BALCONY AREA	104.19	SQ.FT.
TOTAL AREA	603.96	SQ.FT.

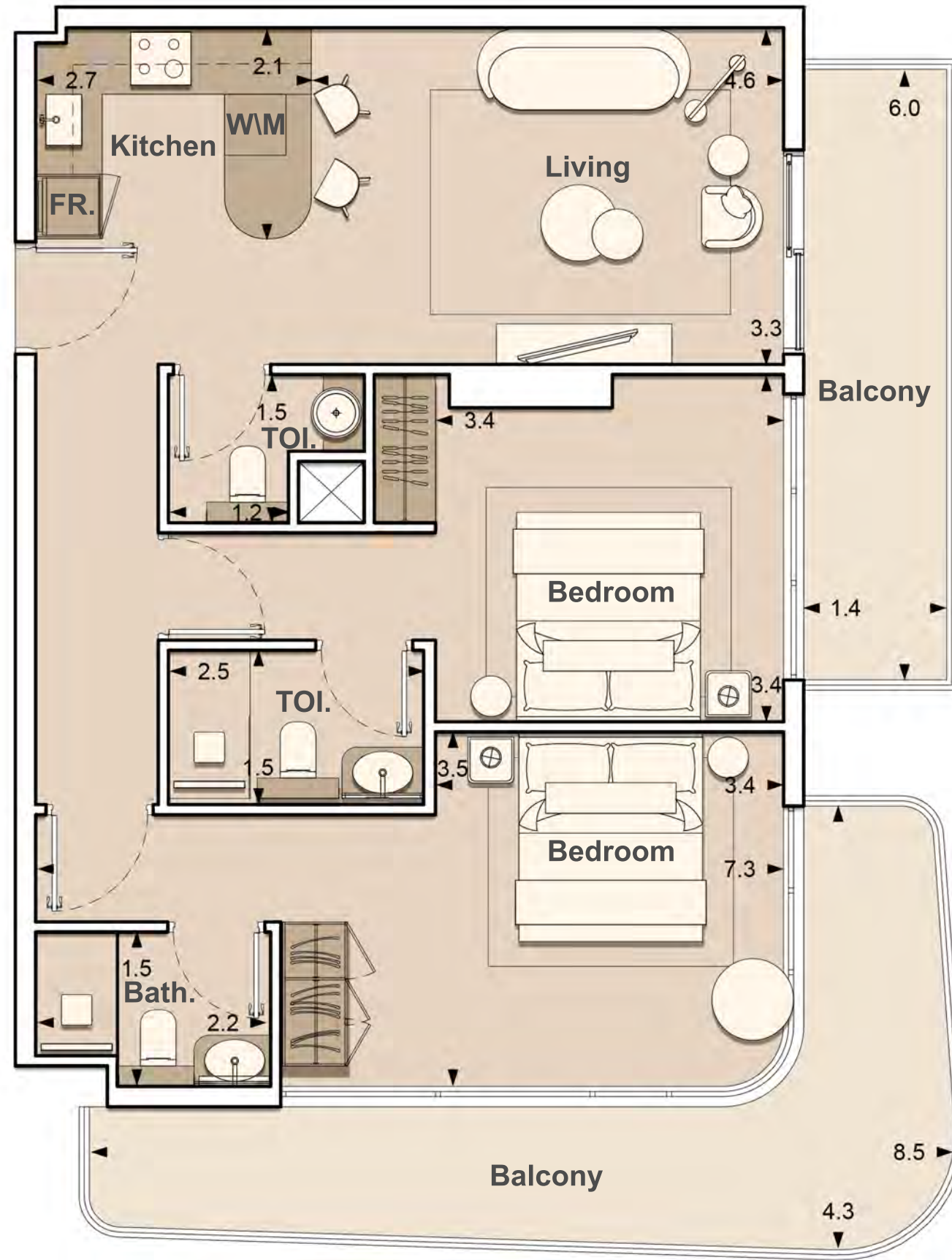
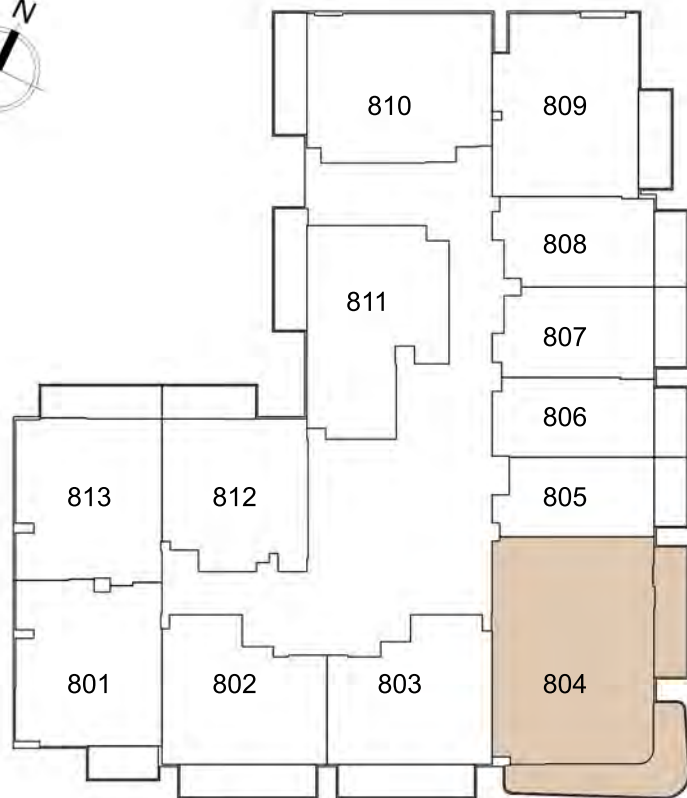


1. All dimensions are in imperial and metric, and measured to structural elements and exclude wall finishes and construction tolerances. 2. All materials, dimensions, and drawings are approximate only. 3. Information is subject to change without notice at developer's absolute discretion. 4. Actual area may vary from the stated area. 5. Drawings not to scale. 6. All images used are for illustrative purposes only and do not represent the actual size, features, specifications, fittings, and furnishings. 7. The developer reserves the right to make revisions / alterations, at its absolute discretion, without any liability whatsoever.

LUME

UNIT : 804 2 - BEDROOM TYPE A

APARTMENT AREA	843.57 SQ.FT.
BALCONY AREA	274.80 SQ.FT.
TOTAL AREA	1118.37 SQ.FT.

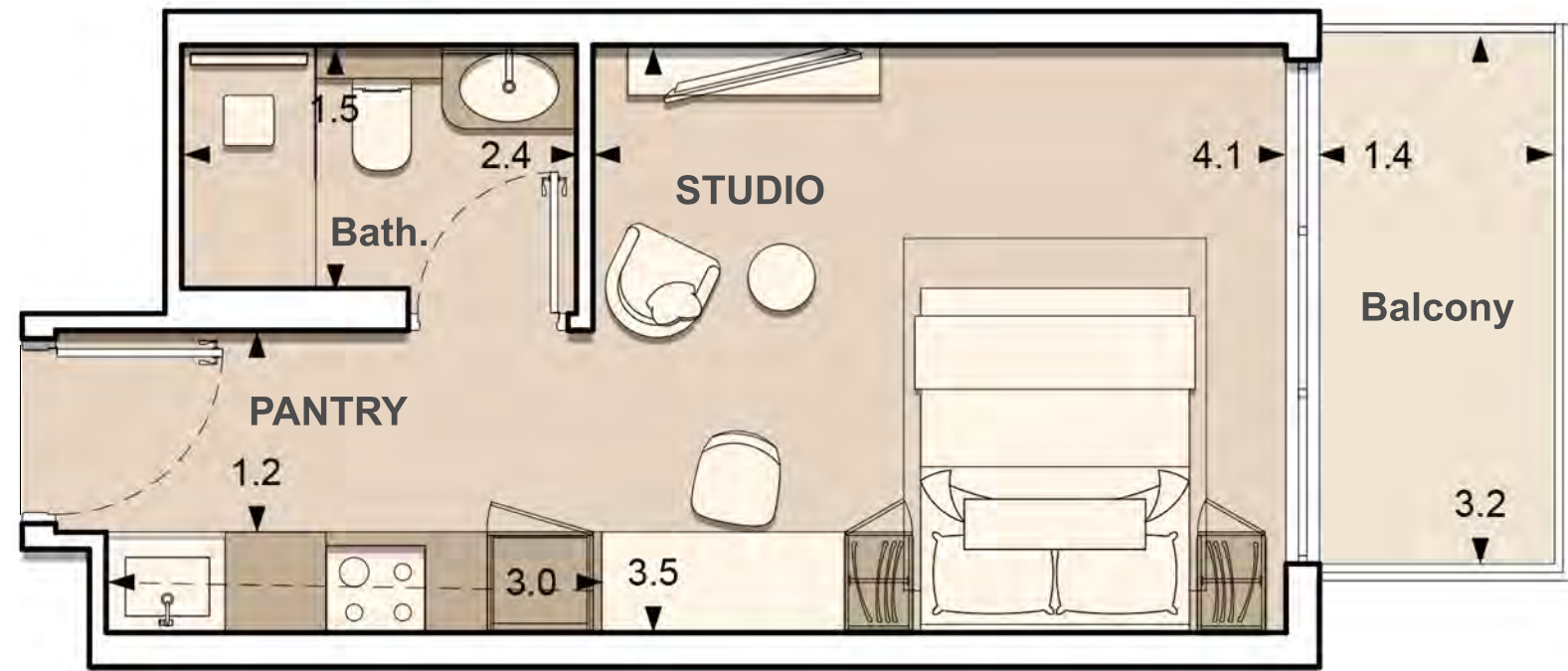
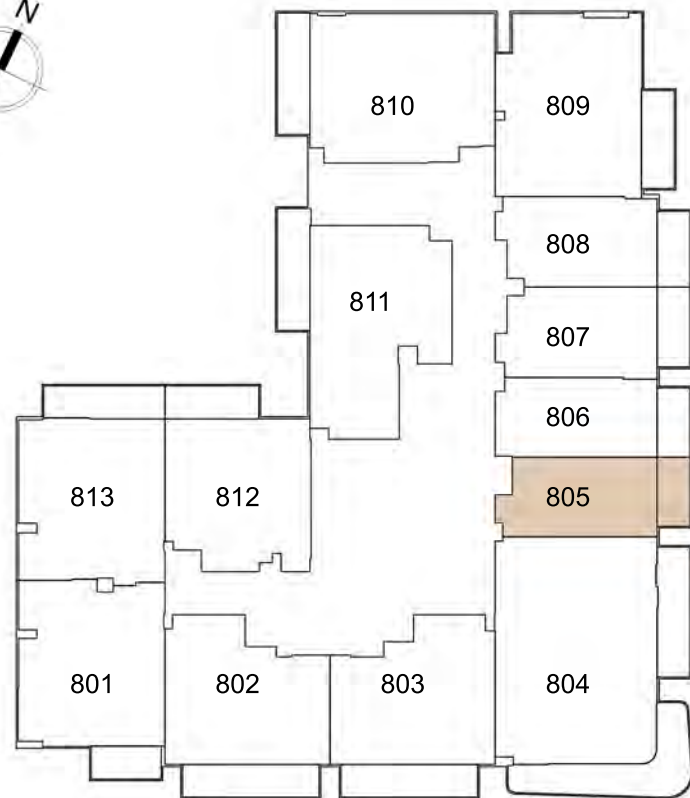


1. All dimensions are in imperial and metric, and measured to structural elements and exclude wall finishes and construction tolerances. 2. All materials, dimensions, and drawings are approximate only. 3. Information is subject to change without notice at developer's absolute discretion. 4. Actual area may vary from the stated area. 5. Drawings not to scale. 6. All images used are for illustrative purposes only and do not represent the actual size, features, specifications, fittings, and furnishings. 7. The developer reserves the right to make revisions / alterations, at its absolute discretion, without any liability whatsoever.

LUME

UNIT : 805 STUDIO TYPE C

APARTMENT AREA	282.34 SQ.FT.
BALCONY AREA	52.74 SQ.FT.
TOTAL AREA	335.08 SQ.FT.

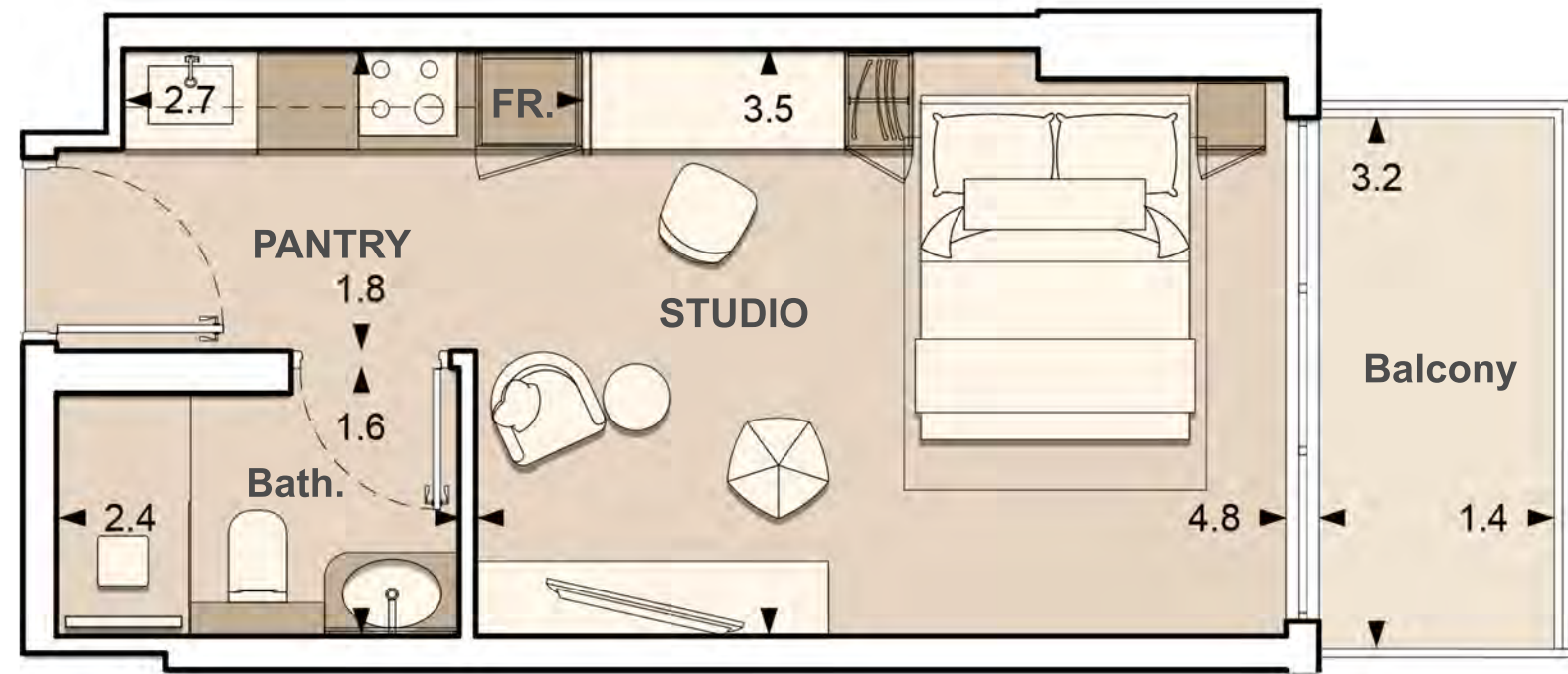
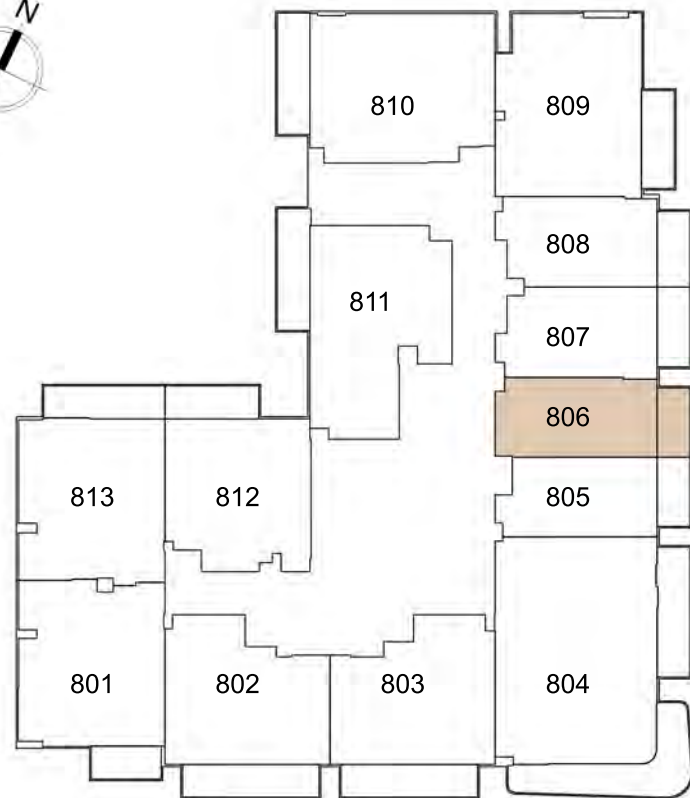


1. All dimensions are in imperial and metric, and measured to structural elements and exclude wall finishes and construction tolerances. 2. All materials, dimensions, and drawings are approximate only. 3. Information is subject to change without notice at developer's absolute discretion. 4. Actual area may vary from the stated area. 5. Drawings not to scale. 6. All images used are for illustrative purposes only and do not represent the actual size, features, specifications, fittings, and furnishings. 7. The developer reserves the right to make revisions / alterations, at its absolute discretion, without any liability whatsoever.

LUME

UNIT : 806 STUDIO TYPE B

APARTMENT AREA	294.82 SQ.FT.
BALCONY AREA	52.74 SQ.FT.
TOTAL AREA	347.57 SQ.FT.

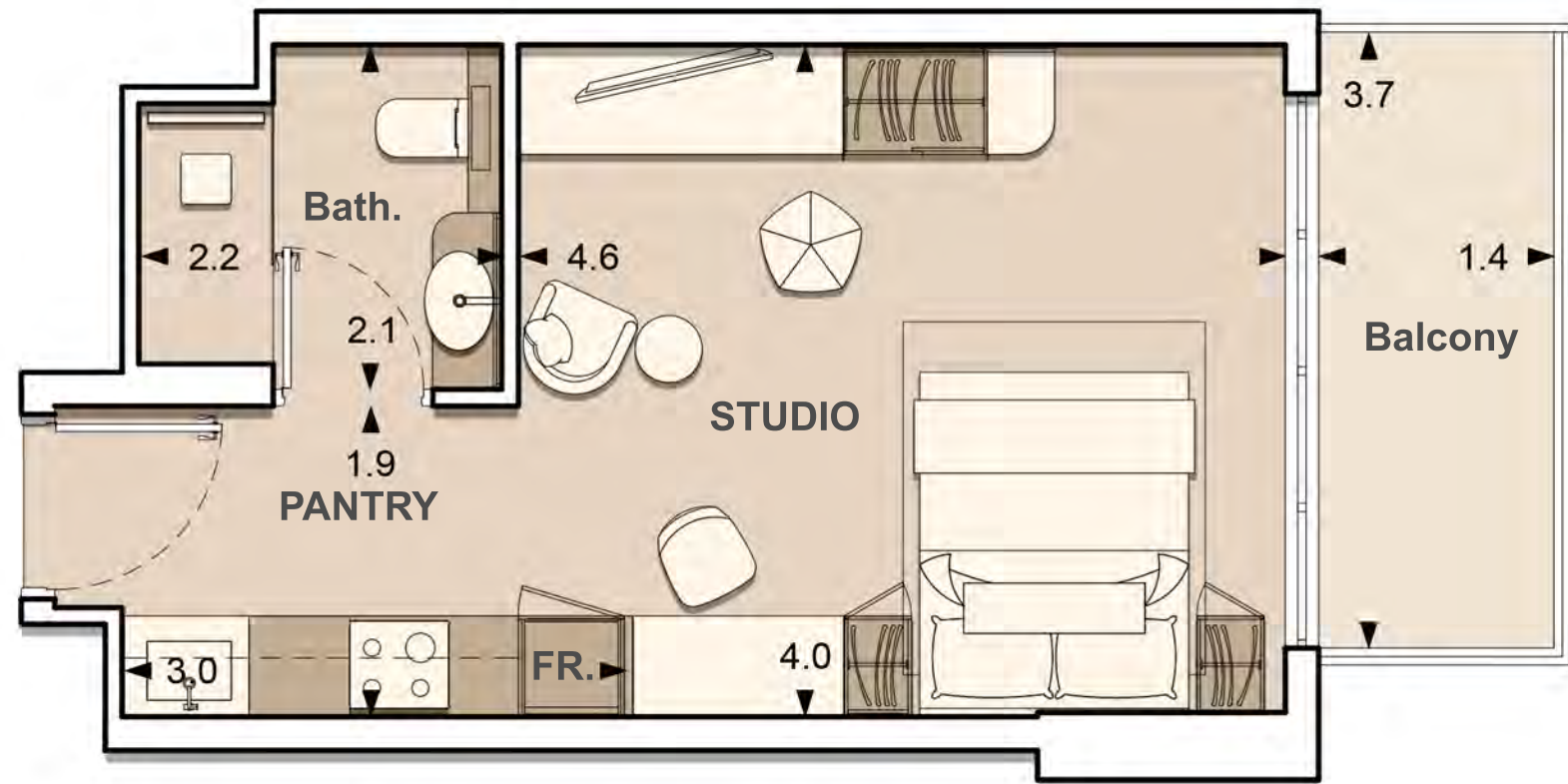
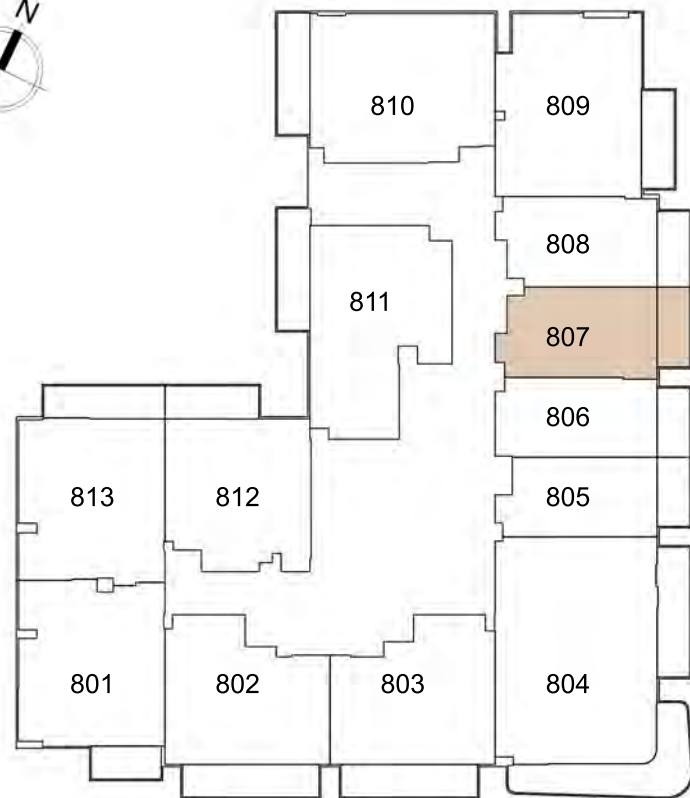


1. All dimensions are in imperial and metric, and measured to structural elements and exclude wall finishes and construction tolerances. 2. All materials, dimensions, and drawings are approximate only. 3. Information is subject to change without notice at developer's absolute discretion. 4. Actual area may vary from the stated area. 5. Drawings not to scale. 6. All images used are for illustrative purposes only and do not represent the actual size, features, specifications, fittings, and furnishings. 7. The developer reserves the right to make revisions / alterations, at its absolute discretion, without any liability whatsoever.

LUME

UNIT : 807 STUDIO TYPE A

APARTMENT AREA	321.95	SQ.FT.
BALCONY AREA	61.03	SQ.FT.
TOTAL AREA	382.98	SQ.FT.

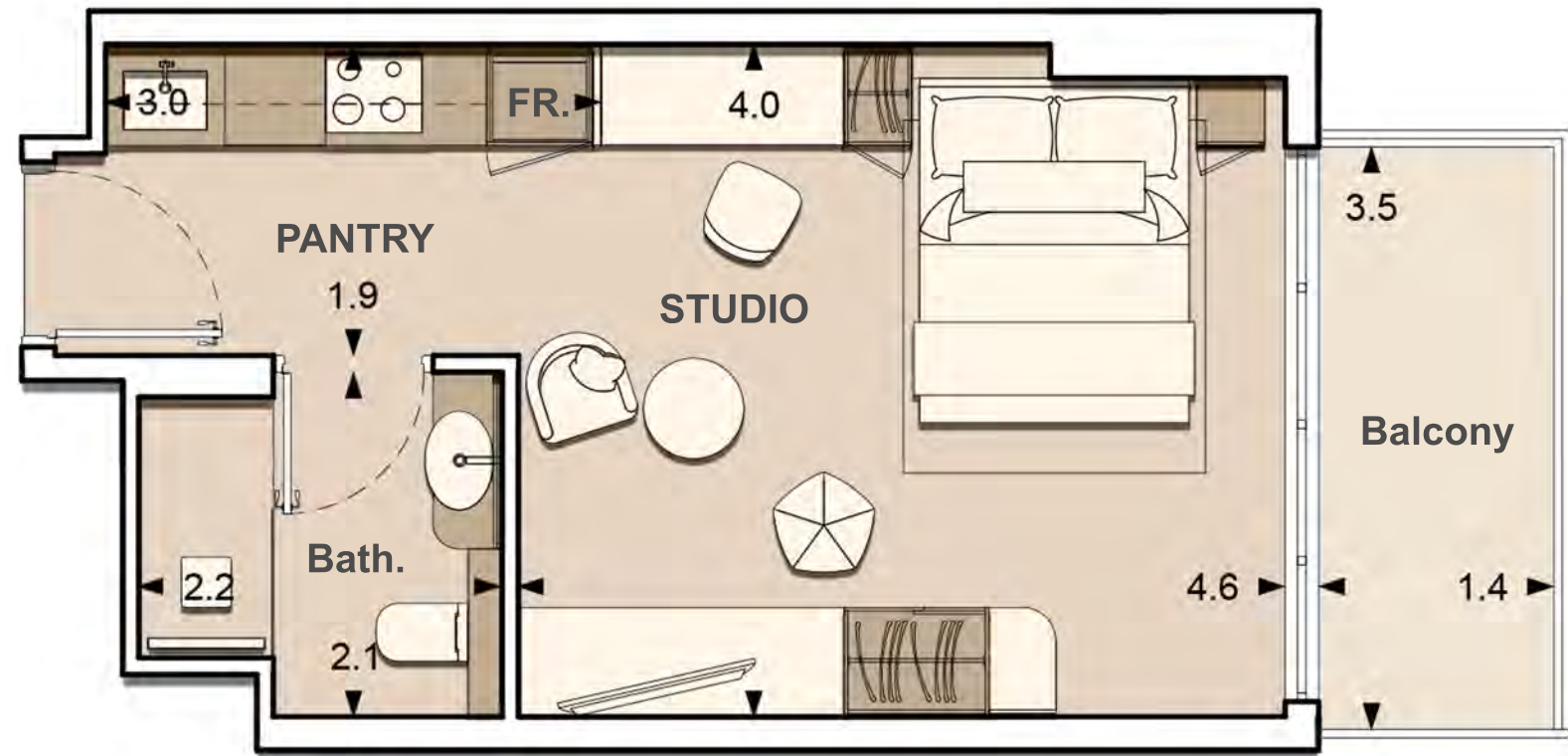
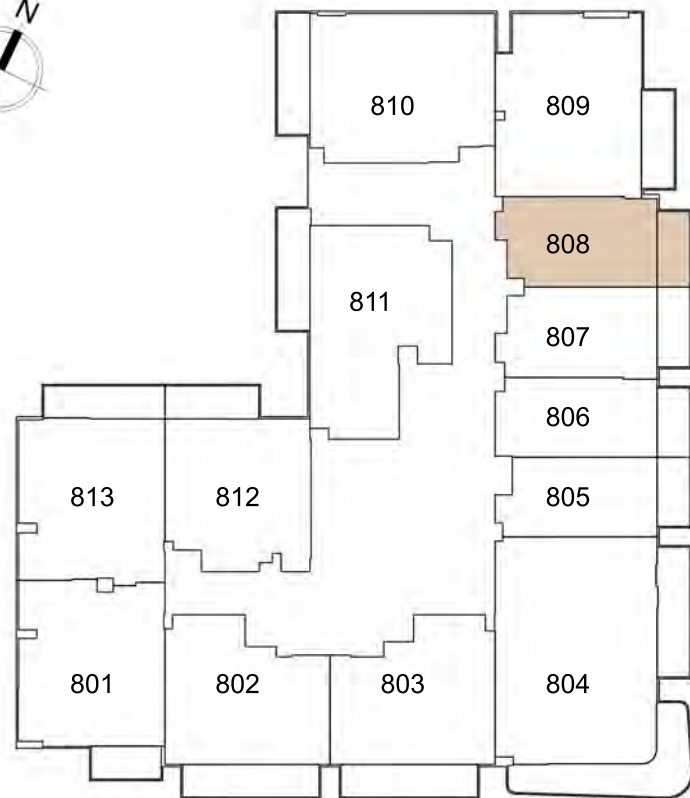


1. All dimensions are in imperial and metric, and measured to structural elements and exclude wall finishes and construction tolerances. 2. All materials, dimensions, and drawings are approximate only. 3. Information is subject to change without notice at developer's absolute discretion. 4. Actual area may vary from the stated area. 5. Drawings not to scale. 6. All images used are for illustrative purposes only and do not represent the actual size, features, specifications, fittings, and furnishings. 7. The developer reserves the right to make revisions / alterations, at its absolute discretion, without any liability whatsoever.

LUME

UNIT : 808 STUDIO TYPE A

APARTMENT AREA	319.58	SQ.FT.
BALCONY AREA	57.69	SQ.FT.
TOTAL AREA	377.28	SQ.FT.

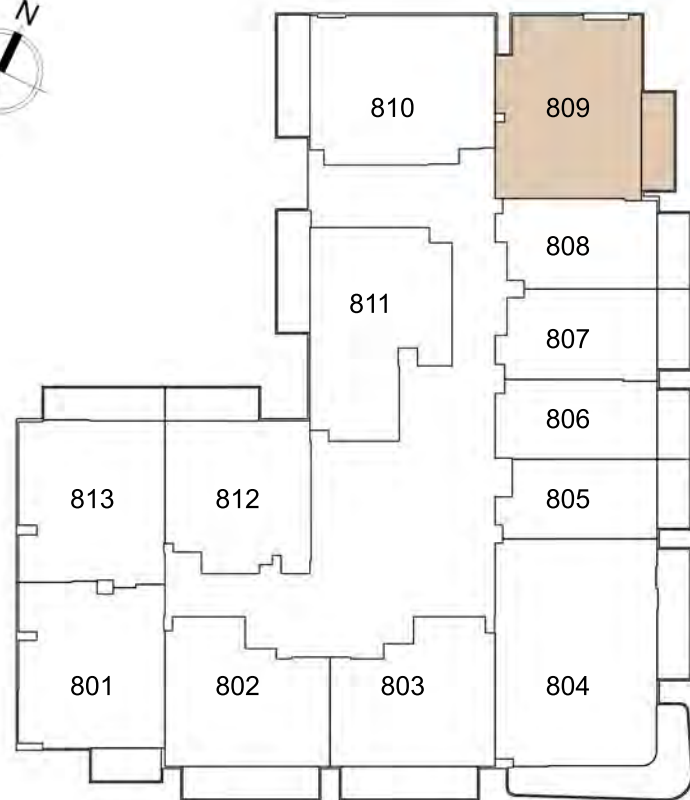


1. All dimensions are in imperial and metric, and measured to structural elements and exclude wall finishes and construction tolerances. 2. All materials, dimensions, and drawings are approximate only. 3. Information is subject to change without notice at developer's absolute discretion. 4. Actual area may vary from the stated area. 5. Drawings not to scale. 6. All images used are for illustrative purposes only and do not represent the actual size, features, specifications, fittings, and furnishings. 7. The developer reserves the right to make revisions / alterations, at its absolute discretion, without any liability whatsoever.

LUME

UNIT : 809 1 - BEDROOM TYPE C

APARTMENT AREA	601.81	SQ.FT.
BALCONY AREA	74.70	SQ.FT.
TOTAL AREA	676.51	SQ.FT.

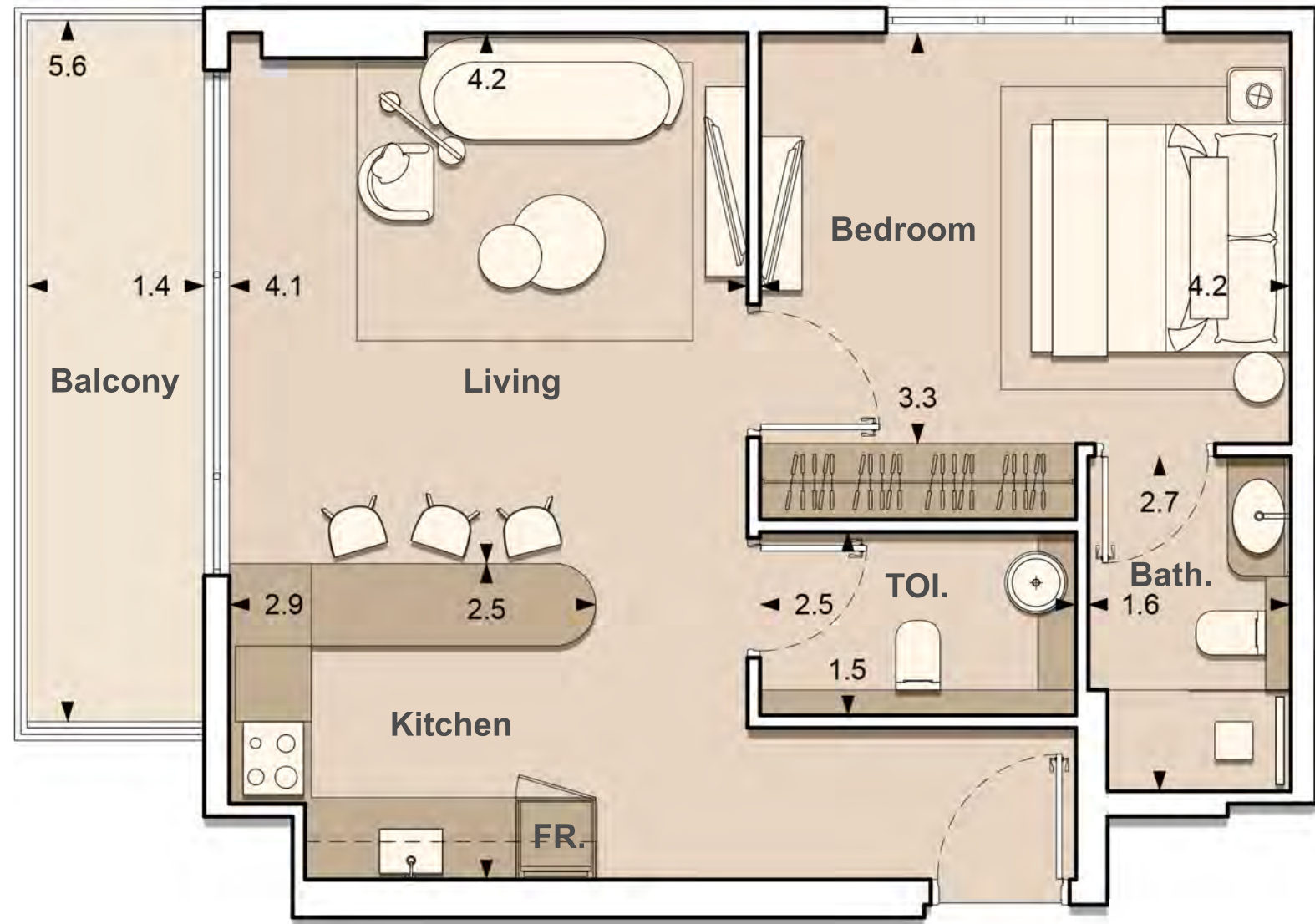
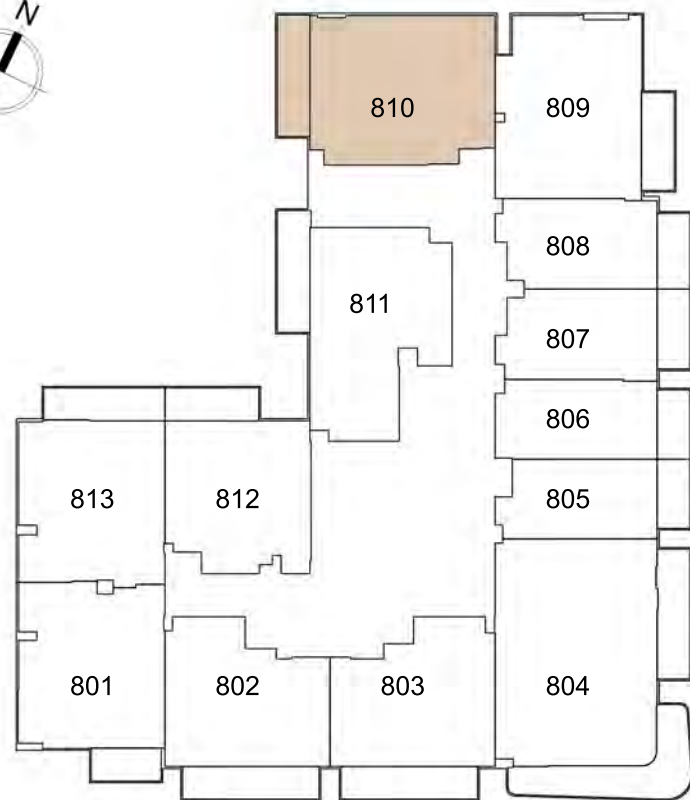


1. All dimensions are in imperial and metric, and measured to structural elements and exclude wall finishes and construction tolerances. 2. All materials, dimensions, and drawings are approximate only. 3. Information is subject to change without notice at developer's absolute discretion. 4. Actual area may vary from the stated area. 5. Drawings not to scale. 6. All images used are for illustrative purposes only and do not represent the actual size, features, specifications, fittings, and furnishings. 7. The developer reserves the right to make revisions / alterations, at its absolute discretion, without any liability whatsoever.

LUME

UNIT : 810 1 - BEDROOM TYPE D

APARTMENT AREA	622.37	SQ.FT.
BALCONY AREA	92.78	SQ.FT.
TOTAL AREA	715.15	SQ.FT.

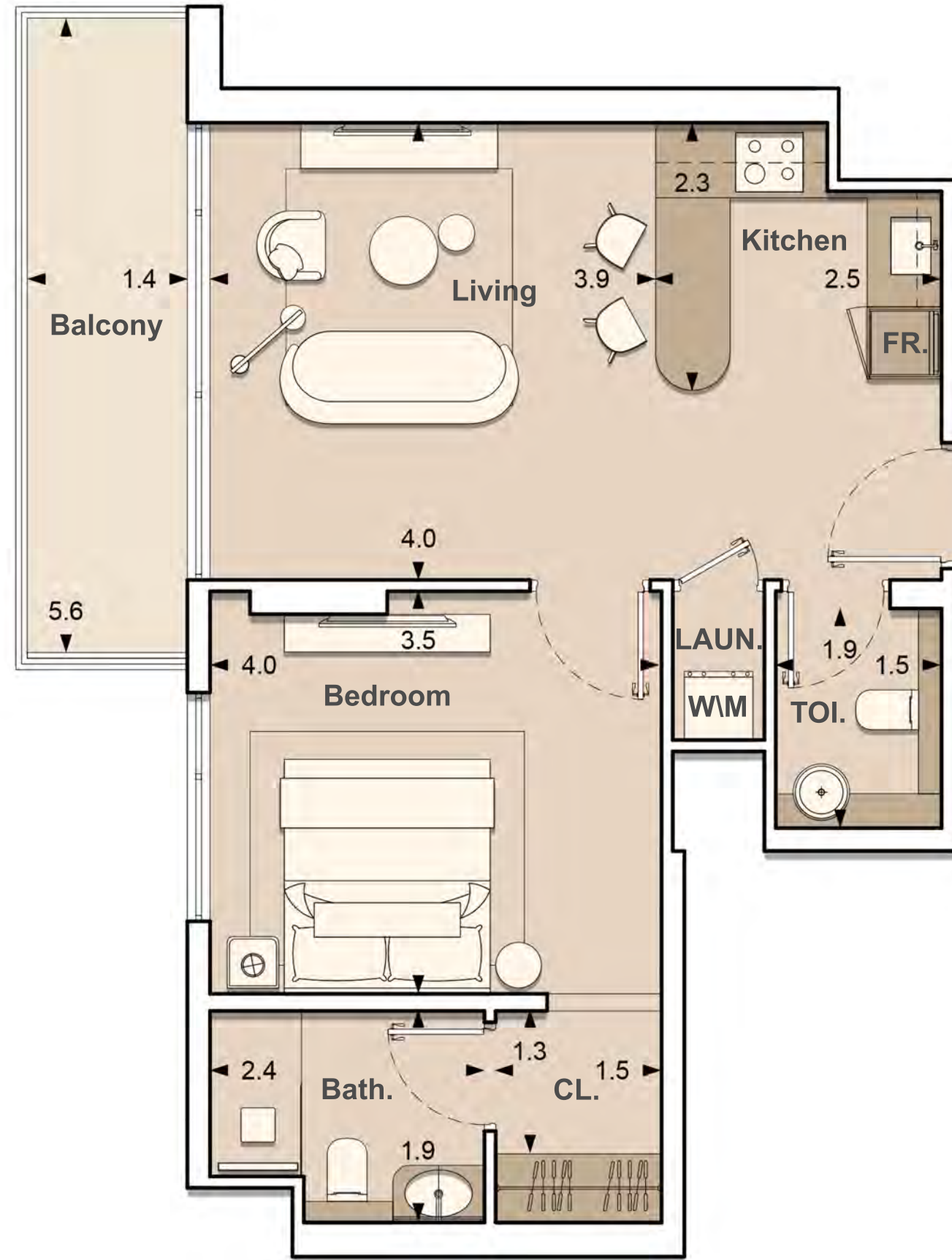
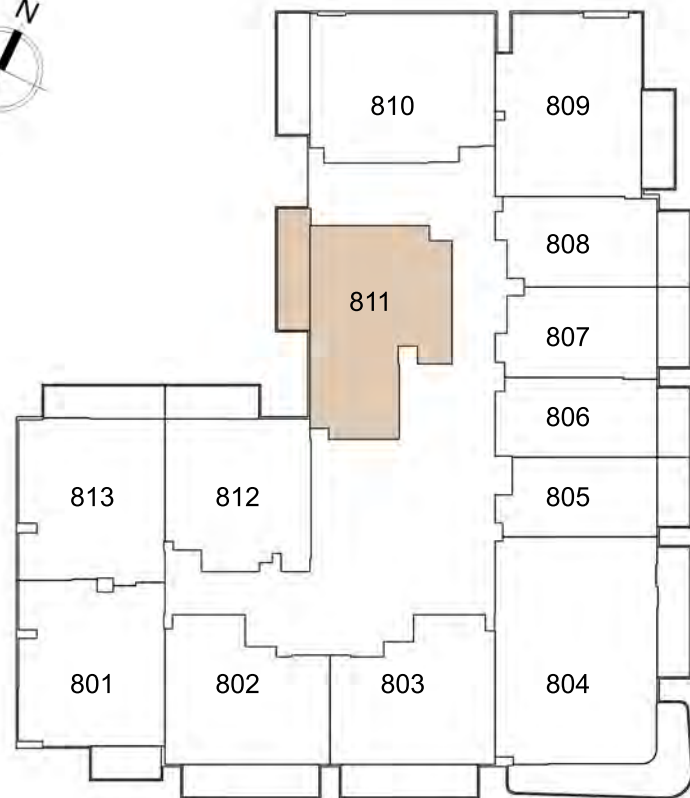


1. All dimensions are in imperial and metric, and measured to structural elements and exclude wall finishes and construction tolerances. 2. All materials, dimensions, and drawings are approximate only. 3. Information is subject to change without notice at developer's absolute discretion. 4. Actual area may vary from the stated area. 5. Drawings not to scale. 6. All images used are for illustrative purposes only and do not represent the actual size, features, specifications, fittings, and furnishings. 7. The developer reserves the right to make revisions / alterations, at its absolute discretion, without any liability whatsoever.

LUME

UNIT : 811 1 - BEDROOM TYPE E

APARTMENT AREA	591.91	SQ.FT.
BALCONY AREA	93.22	SQ.FT.
TOTAL AREA	685.12	SQ.FT.

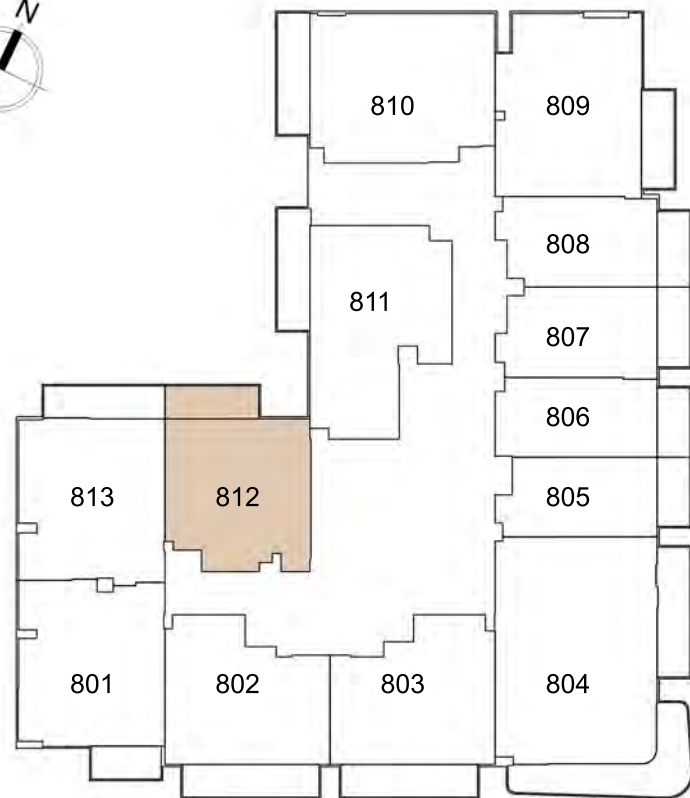


1. All dimensions are in imperial and metric, and measured to structural elements and exclude wall finishes and construction tolerances. 2. All materials, dimensions, and drawings are approximate only. 3. Information is subject to change without notice at developer's absolute discretion. 4. Actual area may vary from the stated area. 5. Drawings not to scale. 6. All images used are for illustrative purposes only and do not represent the actual size, features, specifications, fittings, and furnishings. 7. The developer reserves the right to make revisions / alterations, at its absolute discretion, without any liability whatsoever.

LUME

UNIT : 812 1 - BEDROOM TYPE F

APARTMENT AREA	491.70	SQ.FT.
BALCONY AREA	71.69	SQ.FT.
TOTAL AREA	563.38	SQ.FT.

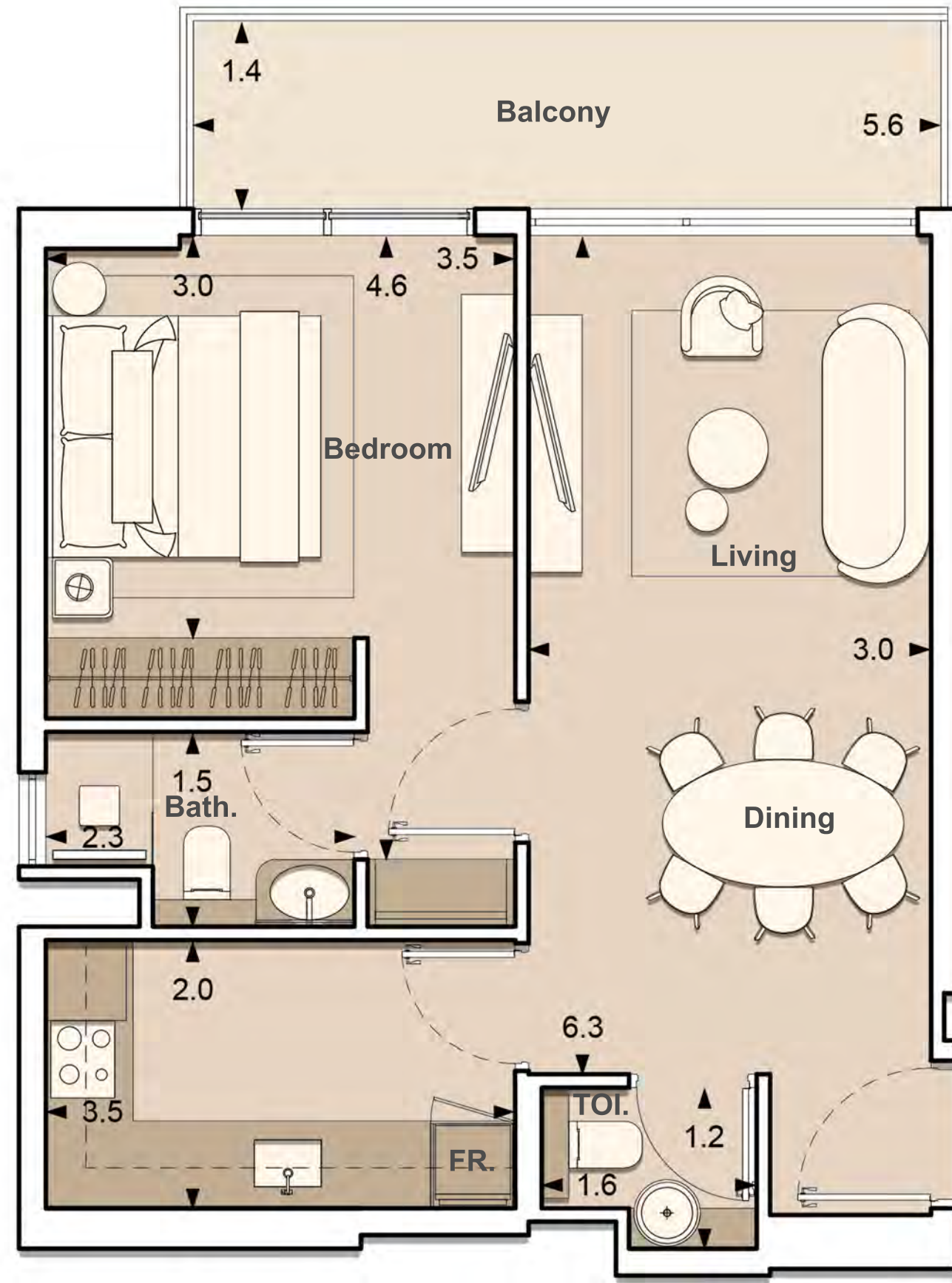
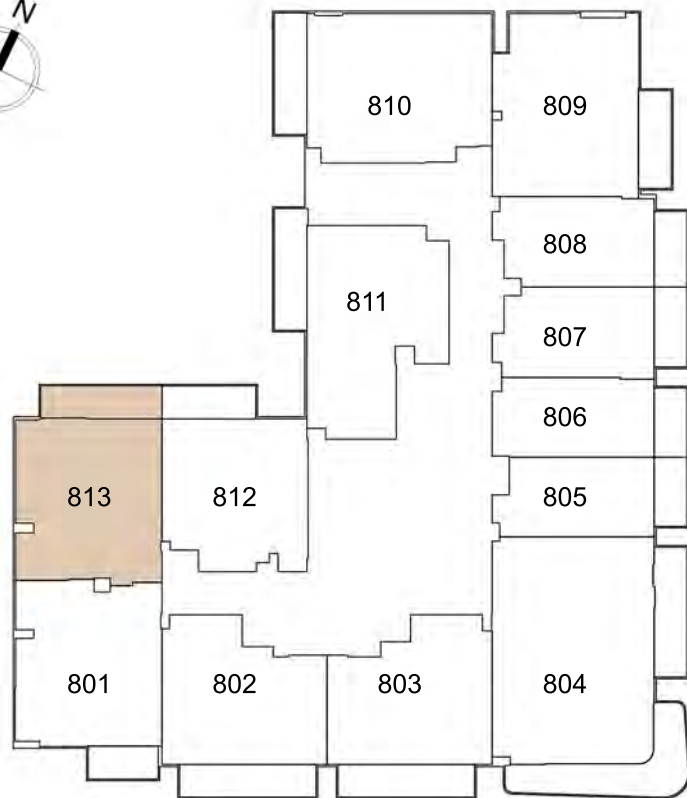


1. All dimensions are in imperial and metric, and measured to structural elements and exclude wall finishes and construction tolerances. 2. All materials, dimensions, and drawings are approximate only. 3. Information is subject to change without notice at developer's absolute discretion. 4. Actual area may vary from the stated area. 5. Drawings not to scale. 6. All images used are for illustrative purposes only and do not represent the actual size, features, specifications, fittings, and furnishings. 7. The developer reserves the right to make revisions / alterations, at its absolute discretion, without any liability whatsoever.

LUME

UNIT : 813 1 - BEDROOM TYPE G

APARTMENT AREA	547.88 SQ.FT.
BALCONY AREA	91.28 SQ.FT.
TOTAL AREA	639.16 SQ.FT.



1. All dimensions are in imperial and metric, and measured to structural elements and exclude wall finishes and construction tolerances. 2. All materials, dimensions, and drawings are approximate only. 3. Information is subject to change without notice at developer's absolute discretion. 4. Actual area may vary from the stated area. 5. Drawings not to scale. 6. All images used are for illustrative purposes only and do not represent the actual size, features, specifications, fittings, and furnishings. 7. The developer reserves the right to make revisions / alterations, at its absolute discretion, without any liability whatsoever.

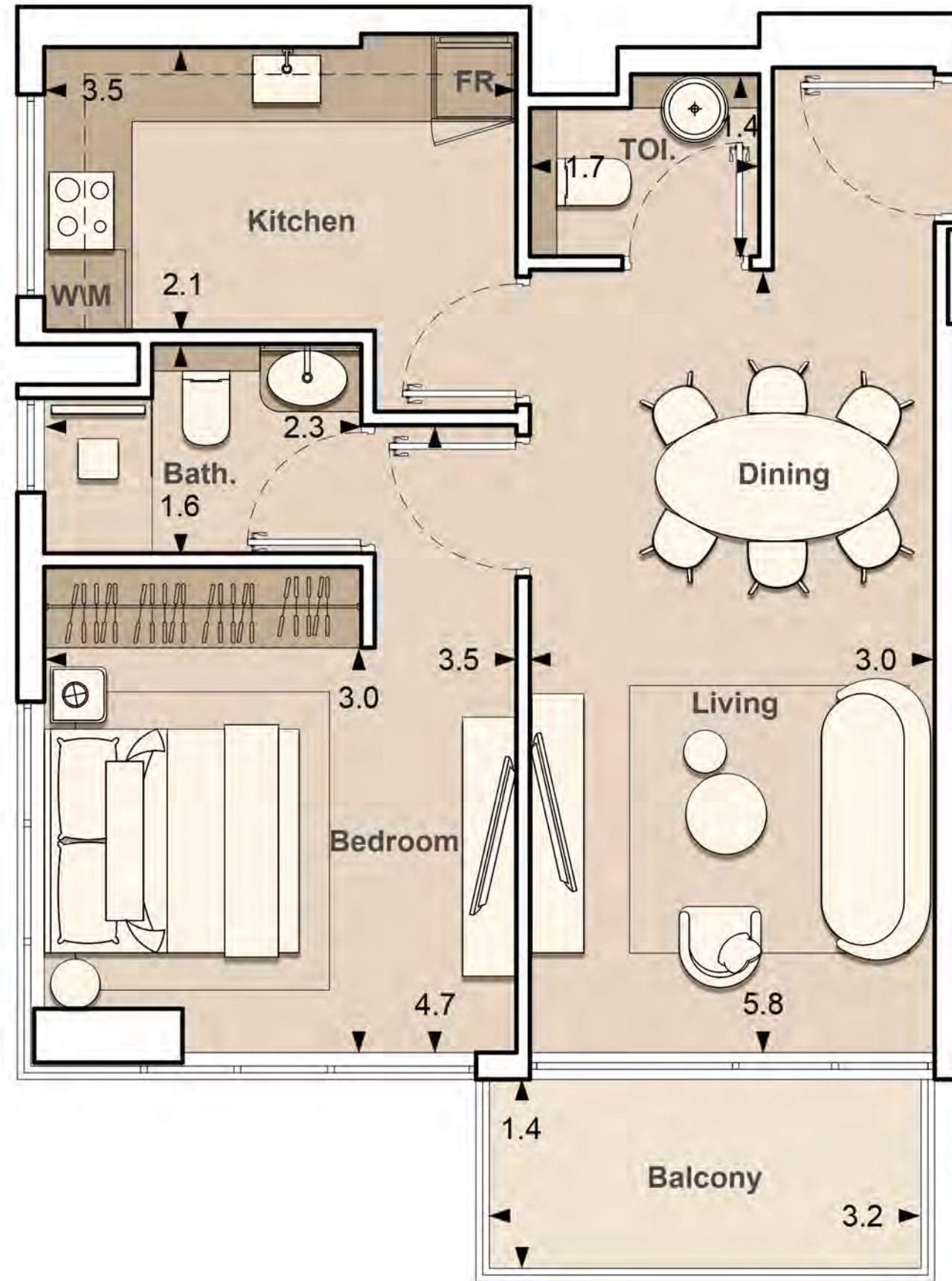
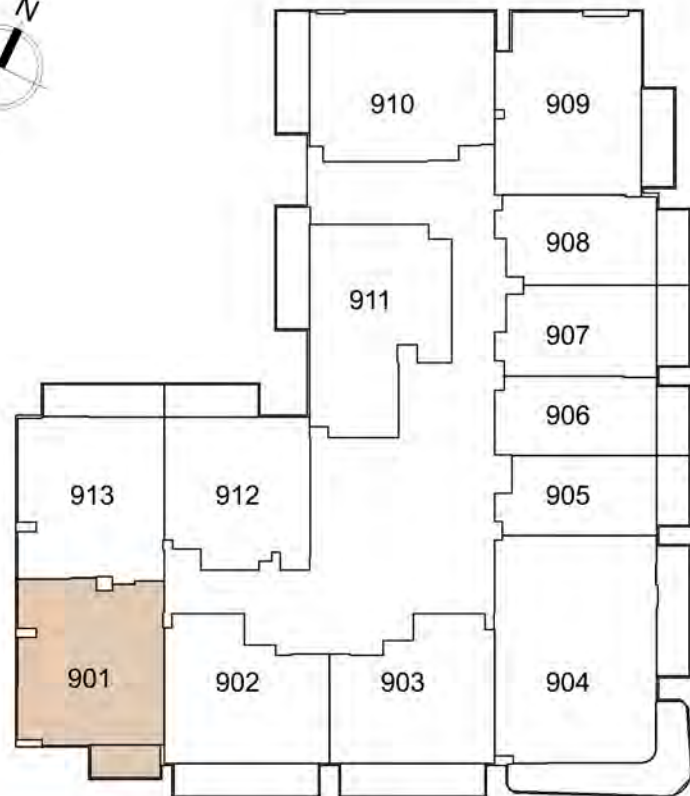


9TH FLOOR

LUME

UNIT : 901 1 - BEDROOM TYPE B

APARTMENT AREA	550.04 SQ.FT.
BALCONY AREA	53.39 SQ.FT.
TOTAL AREA	603.42 SQ.FT.

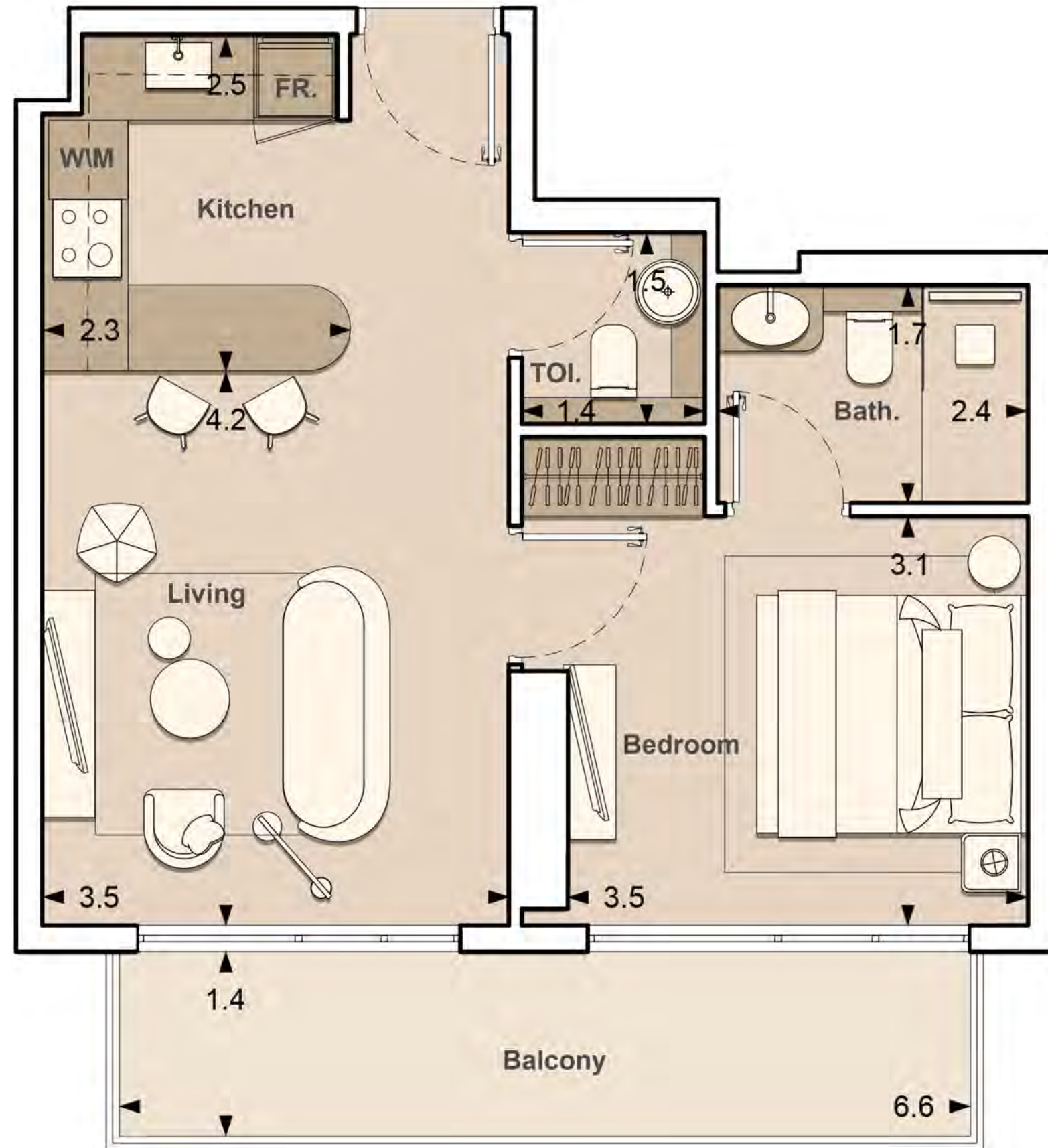
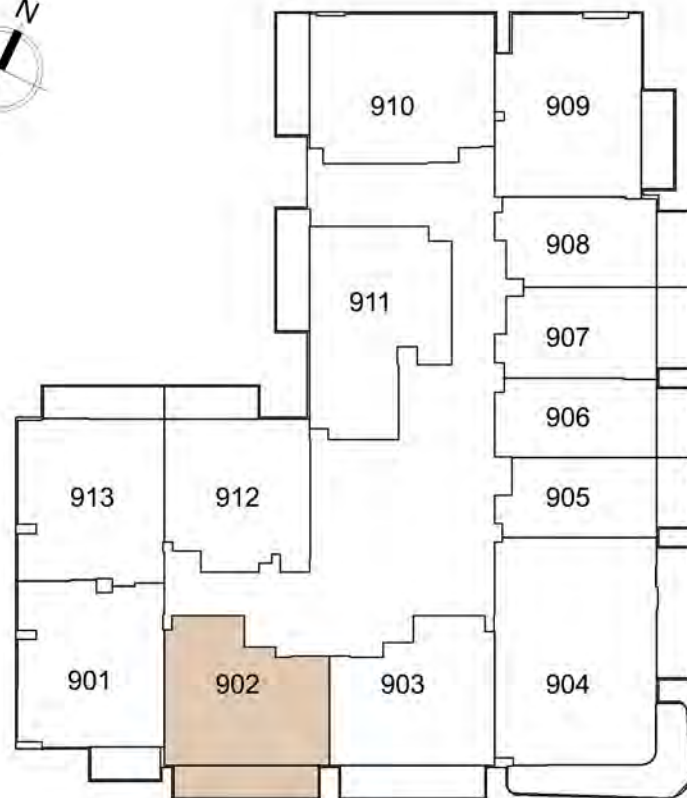


1. All dimensions are in imperial and metric, and measured to structural elements and exclude wall finishes and construction tolerances. 2. All materials, dimensions, and drawings are approximate only. 3. Information is subject to change without notice at developer's absolute discretion. 4. Actual area may vary from the stated area. 5. Drawings not to scale. 6. All images used are for illustrative purposes only and do not represent the actual size, features, specifications, fittings, and furnishings. 7. The developer reserves the right to make revisions / alterations, at its absolute discretion, without any liability whatsoever.

LUME

UNIT : 902 1 - BEDROOM TYPE A

APARTMENT AREA	497.51	SQ.FT.
BALCONY AREA	110.22	SQ.FT.
TOTAL AREA	607.73	SQ.FT.

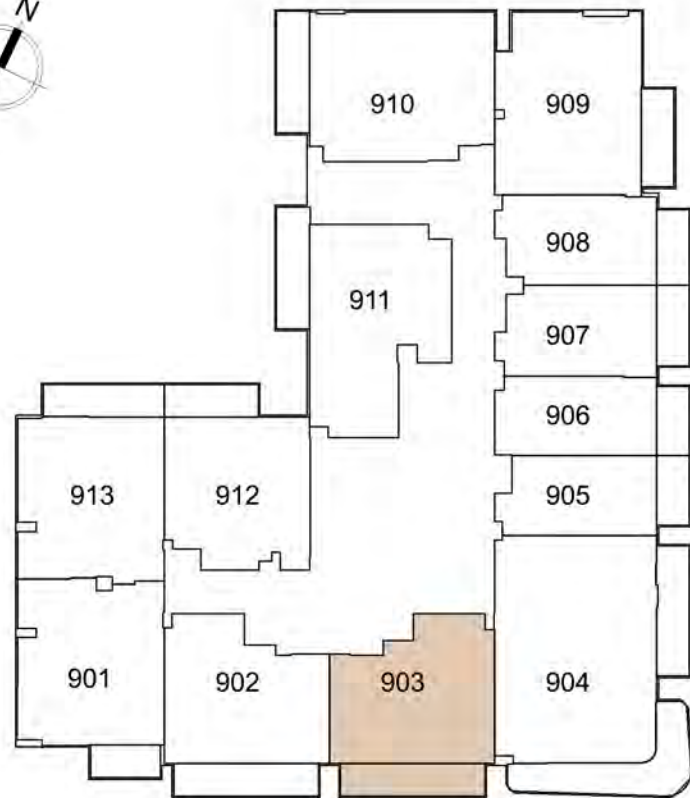


1. All dimensions are in imperial and metric, and measured to structural elements and exclude wall finishes and construction tolerances. 2. All materials, dimensions, and drawings are approximate only. 3. Information is subject to change without notice at developer's absolute discretion. 4. Actual area may vary from the stated area. 5. Drawings not to scale. 6. All images used are for illustrative purposes only and do not represent the actual size, features, specifications, fittings, and furnishings. 7. The developer reserves the right to make revisions / alterations, at its absolute discretion, without any liability whatsoever.

LUME

UNIT : 903 1 - BEDROOM TYPE A

APARTMENT AREA	499.77	SQ.FT.
BALCONY AREA	110.22	SQ.FT.
TOTAL AREA	609.99	SQ.FT.

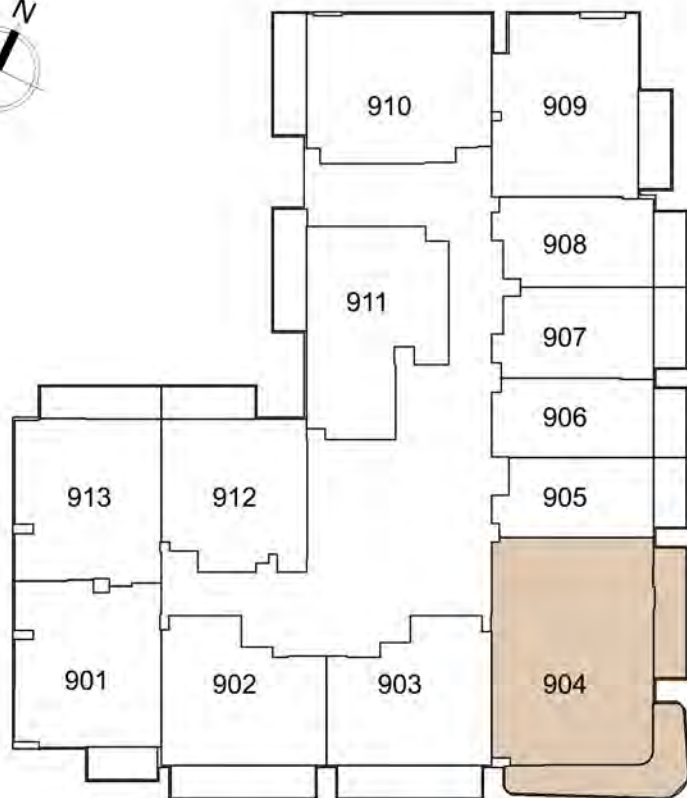


1. All dimensions are in imperial and metric, and measured to structural elements and exclude wall finishes and construction tolerances. 2. All materials, dimensions, and drawings are approximate only. 3. Information is subject to change without notice at developer's absolute discretion. 4. Actual area may vary from the stated area. 5. Drawings not to scale. 6. All images used are for illustrative purposes only and do not represent the actual size, features, specifications, fittings, and furnishings. 7. The developer reserves the right to make revisions / alterations, at its absolute discretion, without any liability whatsoever.

LUME

UNIT : 904 2 - BEDROOM TYPE A

APARTMENT AREA	843.57 SQ.FT.
BALCONY AREA	274.80 SQ.FT.
TOTAL AREA	1118.37 SQ.FT.

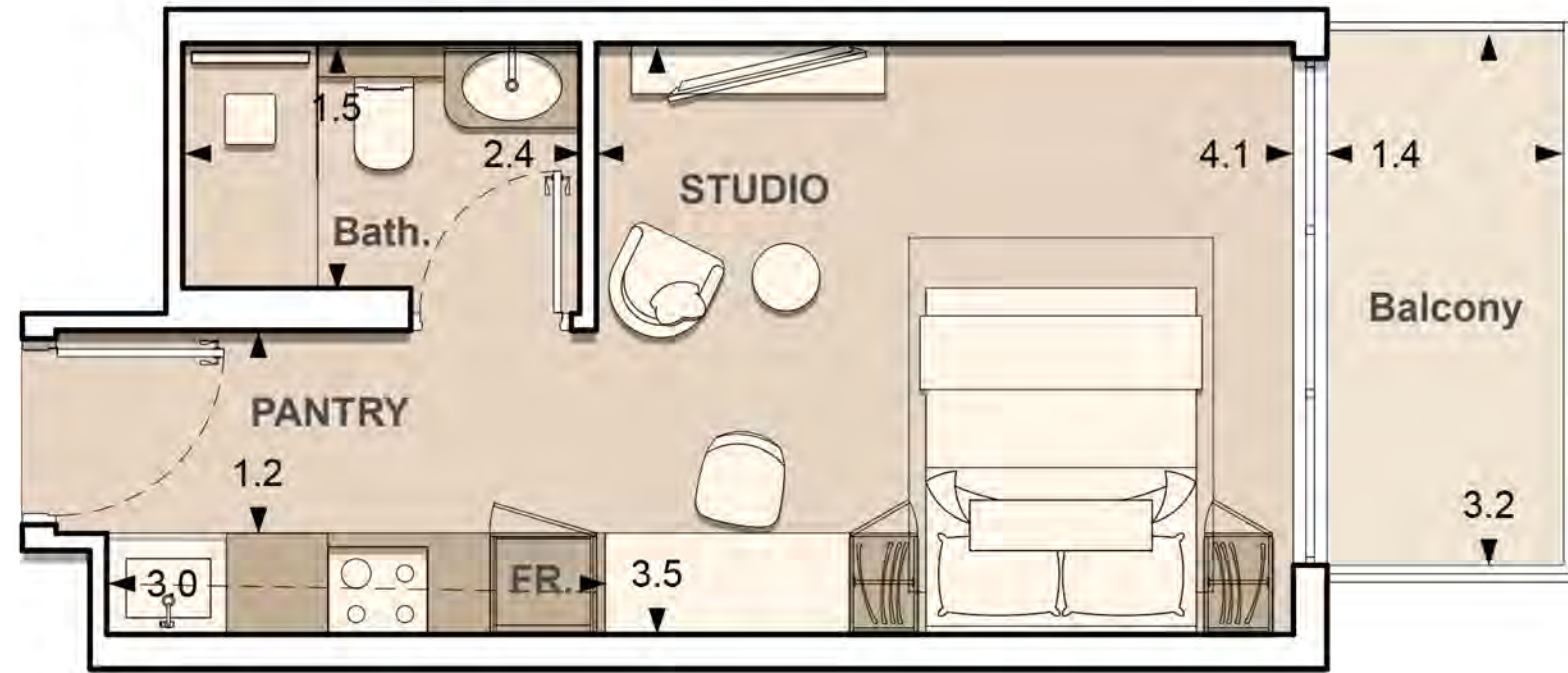
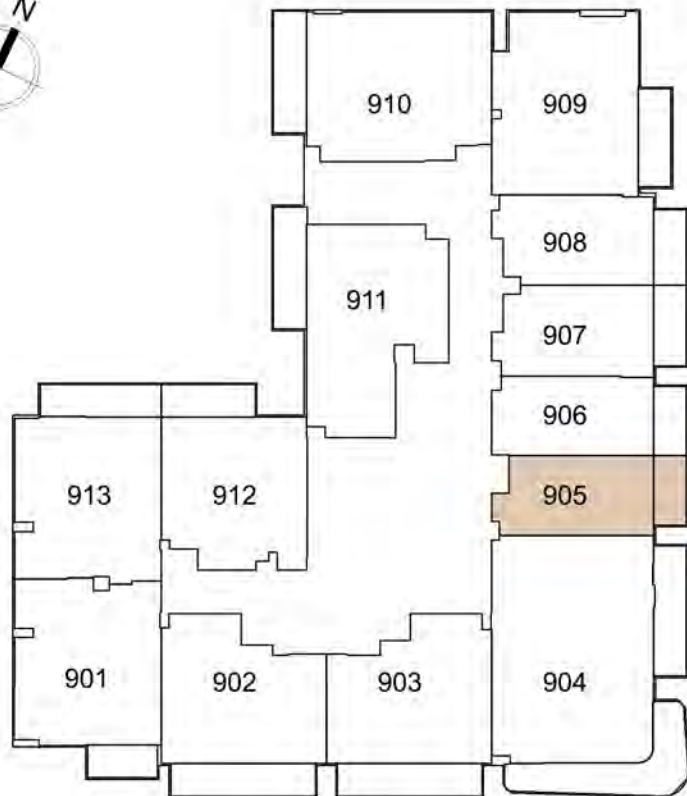


1. All dimensions are in imperial and metric, and measured to structural elements and exclude wall finishes and construction tolerances. 2. All materials, dimensions, and drawings are approximate only. 3. Information is subject to change without notice at developer's absolute discretion. 4. Actual area may vary from the stated area. 5. Drawings not to scale. 6. All images used are for illustrative purposes only and do not represent the actual size, features, specifications, fittings, and furnishings. 7. The developer reserves the right to make revisions / alterations, at its absolute discretion, without any liability whatsoever.

LUME

UNIT : 905 STUDIO TYPE C

APARTMENT AREA	282.34 SQ.FT.
BALCONY AREA	52.74 SQ.FT.
TOTAL AREA	335.08 SQ.FT.

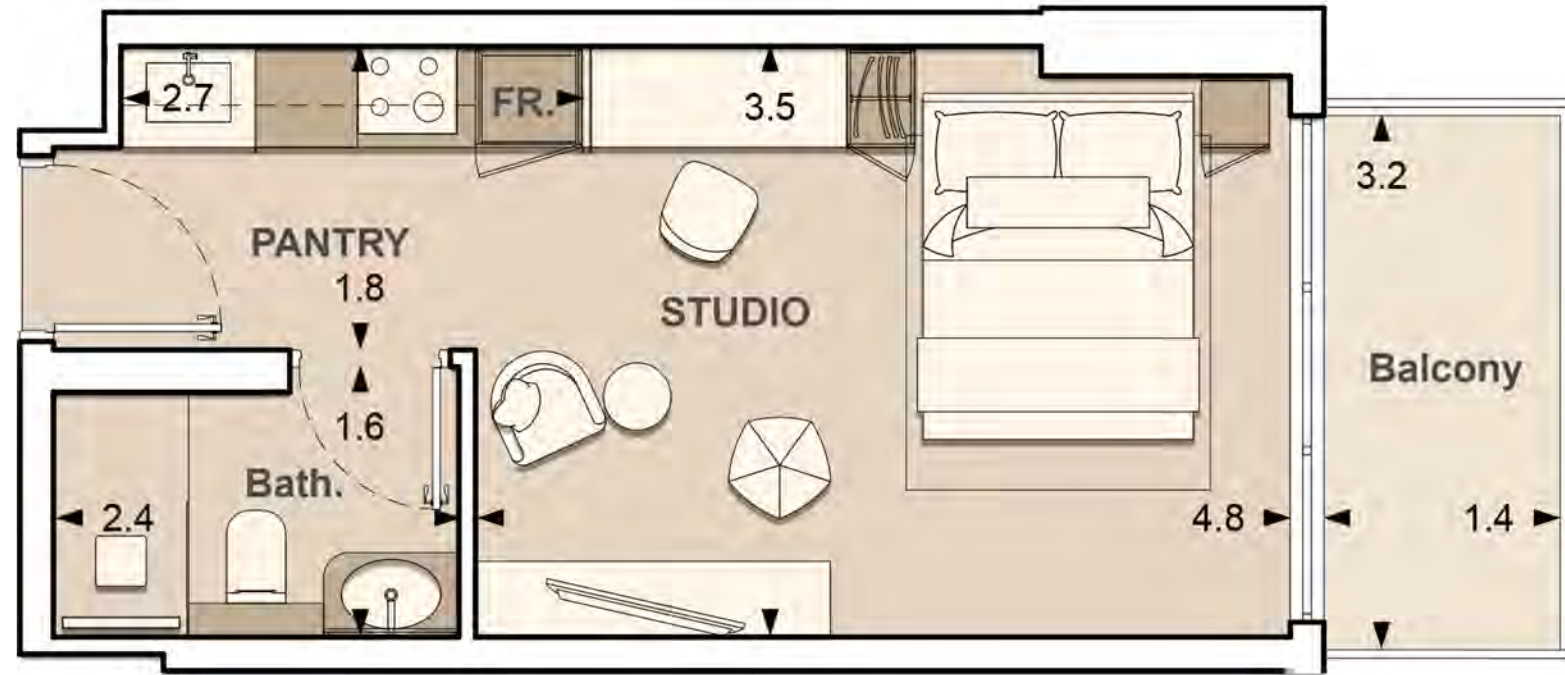
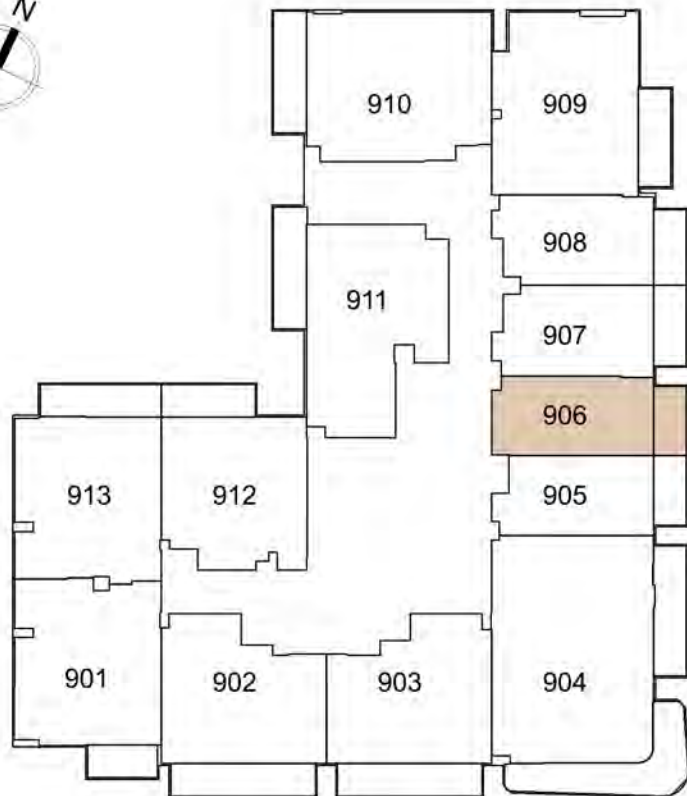


1. All dimensions are in imperial and metric, and measured to structural elements and exclude wall finishes and construction tolerances. 2. All materials, dimensions, and drawings are approximate only. 3. Information is subject to change without notice at developer's absolute discretion. 4. Actual area may vary from the stated area. 5. Drawings not to scale. 6. All images used are for illustrative purposes only and do not represent the actual size, features, specifications, fittings, and furnishings. 7. The developer reserves the right to make revisions / alterations, at its absolute discretion, without any liability whatsoever.

LUME

UNIT : 906 STUDIO TYPE B

APARTMENT AREA	294.82 SQ.FT.
BALCONY AREA	52.74 SQ.FT.
TOTAL AREA	347.57 SQ.FT.

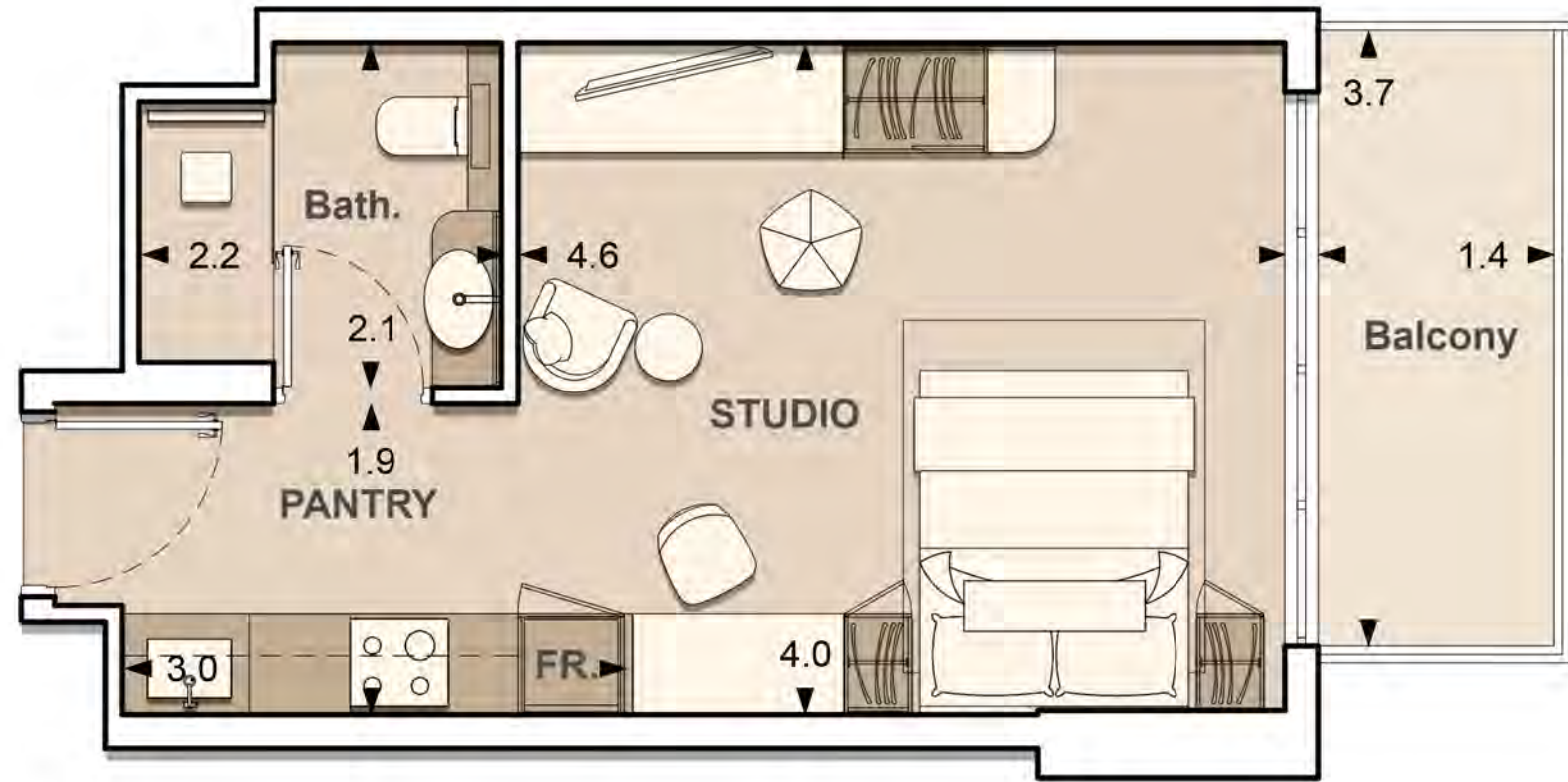
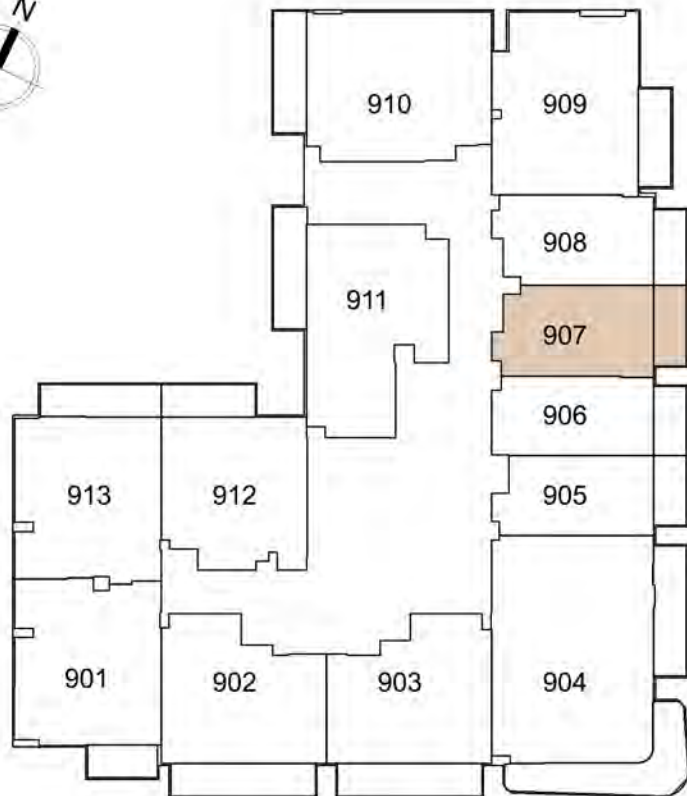


1. All dimensions are in imperial and metric, and measured to structural elements and exclude wall finishes and construction tolerances. 2. All materials, dimensions, and drawings are approximate only. 3. Information is subject to change without notice at developer's absolute discretion. 4. Actual area may vary from the stated area. 5. Drawings not to scale. 6. All images used are for illustrative purposes only and do not represent the actual size, features, specifications, fittings, and furnishings. 7. The developer reserves the right to make revisions / alterations, at its absolute discretion, without any liability whatsoever.

LUME

UNIT : 907 STUDIO TYPE A

APARTMENT AREA	321.84	SQ.FT.
BALCONY AREA	61.03	SQ.FT.
TOTAL AREA	382.87	SQ.FT.

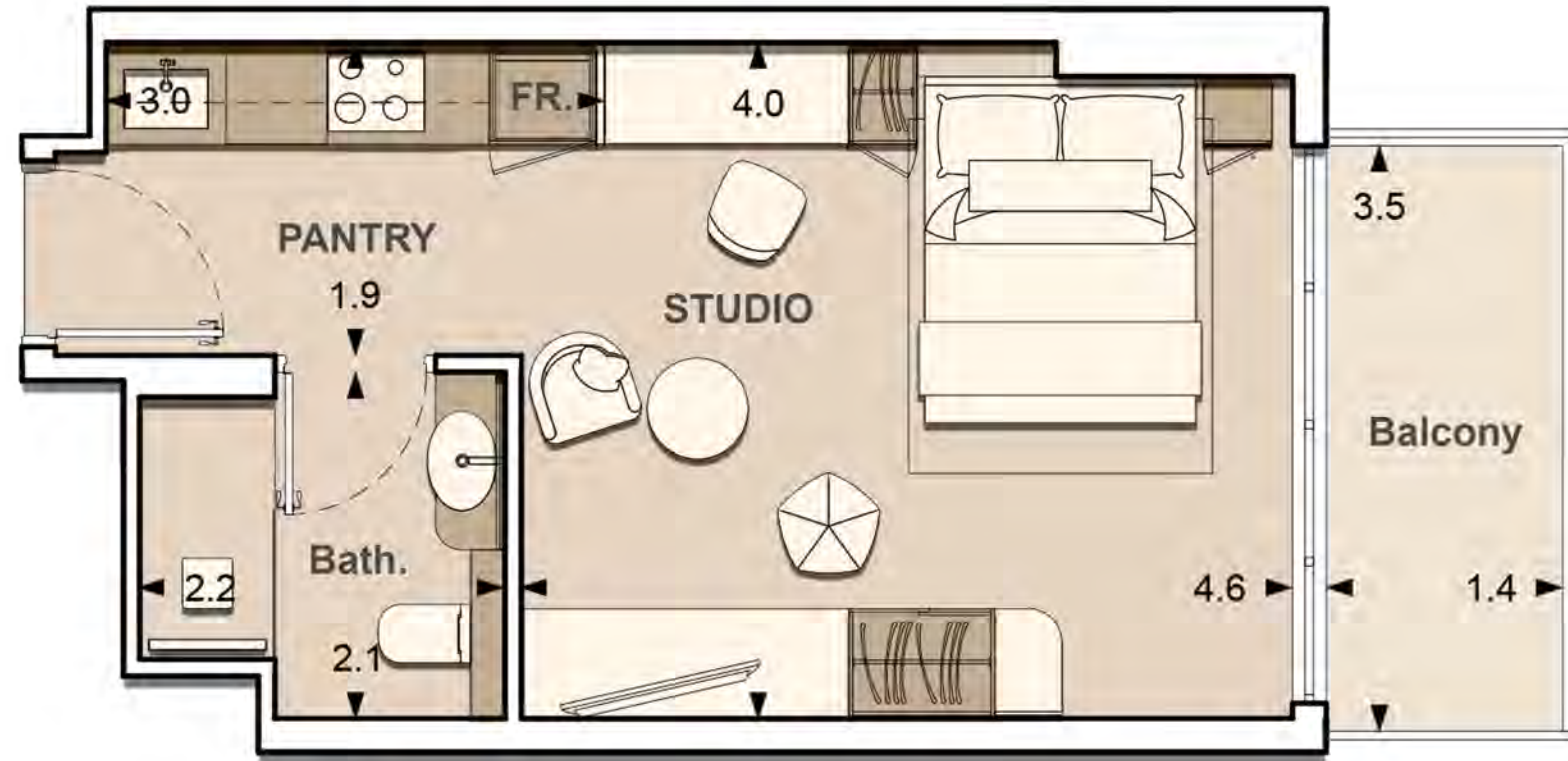
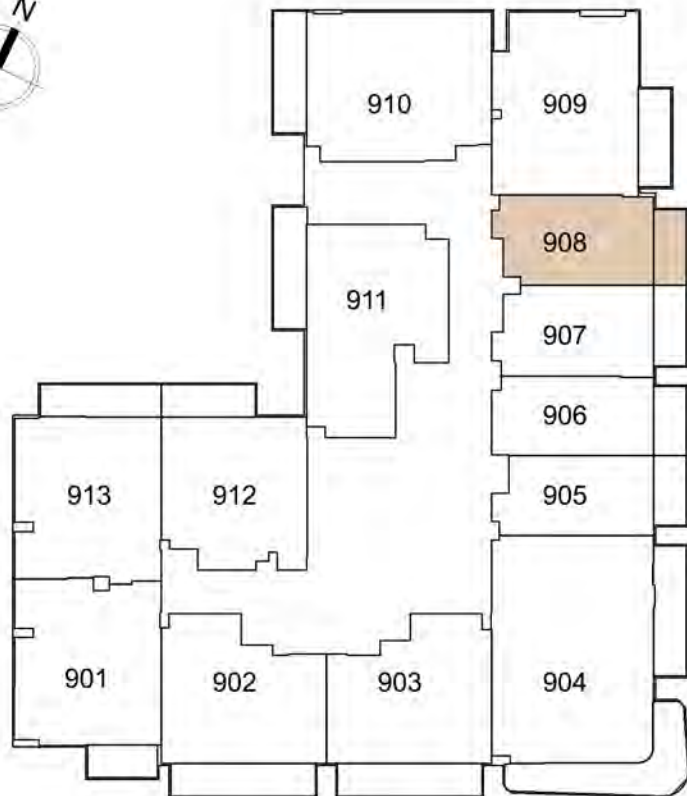


1. All dimensions are in imperial and metric, and measured to structural elements and exclude wall finishes and construction tolerances. 2. All materials, dimensions, and drawings are approximate only. 3. Information is subject to change without notice at developer's absolute discretion. 4. Actual area may vary from the stated area. 5. Drawings not to scale. 6. All images used are for illustrative purposes only and do not represent the actual size, features, specifications, fittings, and furnishings. 7. The developer reserves the right to make revisions / alterations, at its absolute discretion, without any liability whatsoever.

LUME

UNIT : 908 STUDIO TYPE A

APARTMENT AREA	319.69 SQ.FT.
BALCONY AREA	57.69 SQ.FT.
TOTAL AREA	377.38 SQ.FT.

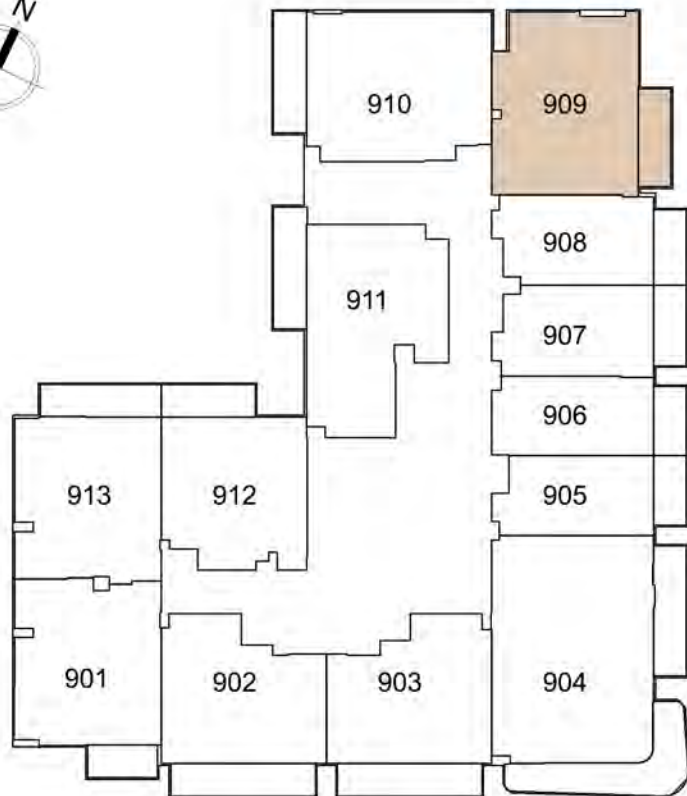


1. All dimensions are in imperial and metric, and measured to structural elements and exclude wall finishes and construction tolerances. 2. All materials, dimensions, and drawings are approximate only. 3. Information is subject to change without notice at developer's absolute discretion. 4. Actual area may vary from the stated area. 5. Drawings not to scale. 6. All images used are for illustrative purposes only and do not represent the actual size, features, specifications, fittings, and furnishings. 7. The developer reserves the right to make revisions / alterations, at its absolute discretion, without any liability whatsoever.

LUME

UNIT : 909 1 - BEDROOM TYPE C

APARTMENT AREA	601.70 SQ.FT.
BALCONY AREA	74.70 SQ.FT.
TOTAL AREA	676.40 SQ.FT.

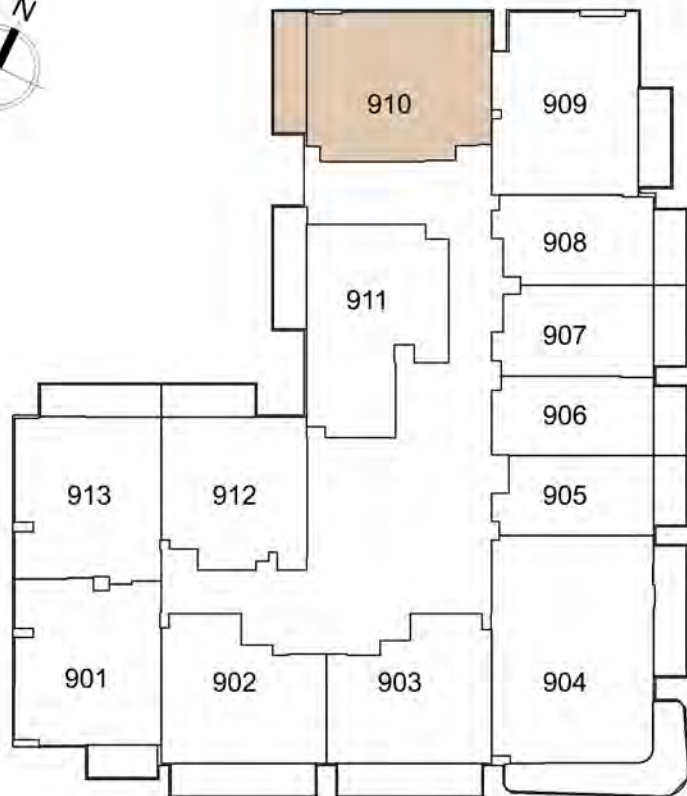


1. All dimensions are in imperial and metric, and measured to structural elements and exclude wall finishes and construction tolerances. 2. All materials, dimensions, and drawings are approximate only. 3. Information is subject to change without notice at developer's absolute discretion. 4. Actual area may vary from the stated area. 5. Drawings not to scale. 6. All images used are for illustrative purposes only and do not represent the actual size, features, specifications, fittings, and furnishings. 7. The developer reserves the right to make revisions / alterations, at its absolute discretion, without any liability whatsoever.

LUME

UNIT : 910 1 - BEDROOM TYPE D

APARTMENT AREA	622.37 SQ.FT.
BALCONY AREA	92.78 SQ.FT.
TOTAL AREA	715.15 SQ.FT.

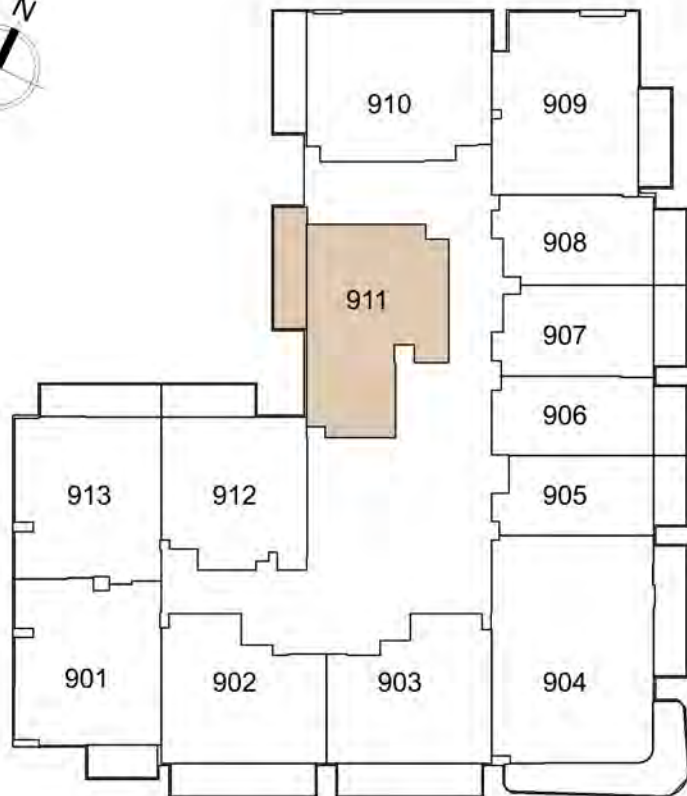


1. All dimensions are in imperial and metric, and measured to structural elements and exclude wall finishes and construction tolerances. 2. All materials, dimensions, and drawings are approximate only. 3. Information is subject to change without notice at developer's absolute discretion. 4. Actual area may vary from the stated area. 5. Drawings not to scale. 6. All images used are for illustrative purposes only and do not represent the actual size, features, specifications, fittings, and furnishings. 7. The developer reserves the right to make revisions / alterations, at its absolute discretion, without any liability whatsoever.

LUME

UNIT : 911 1 - BEDROOM TYPE E

APARTMENT AREA	591.91 SQ.FT.
BALCONY AREA	93.22 SQ.FT.
TOTAL AREA	685.12 SQ.FT.

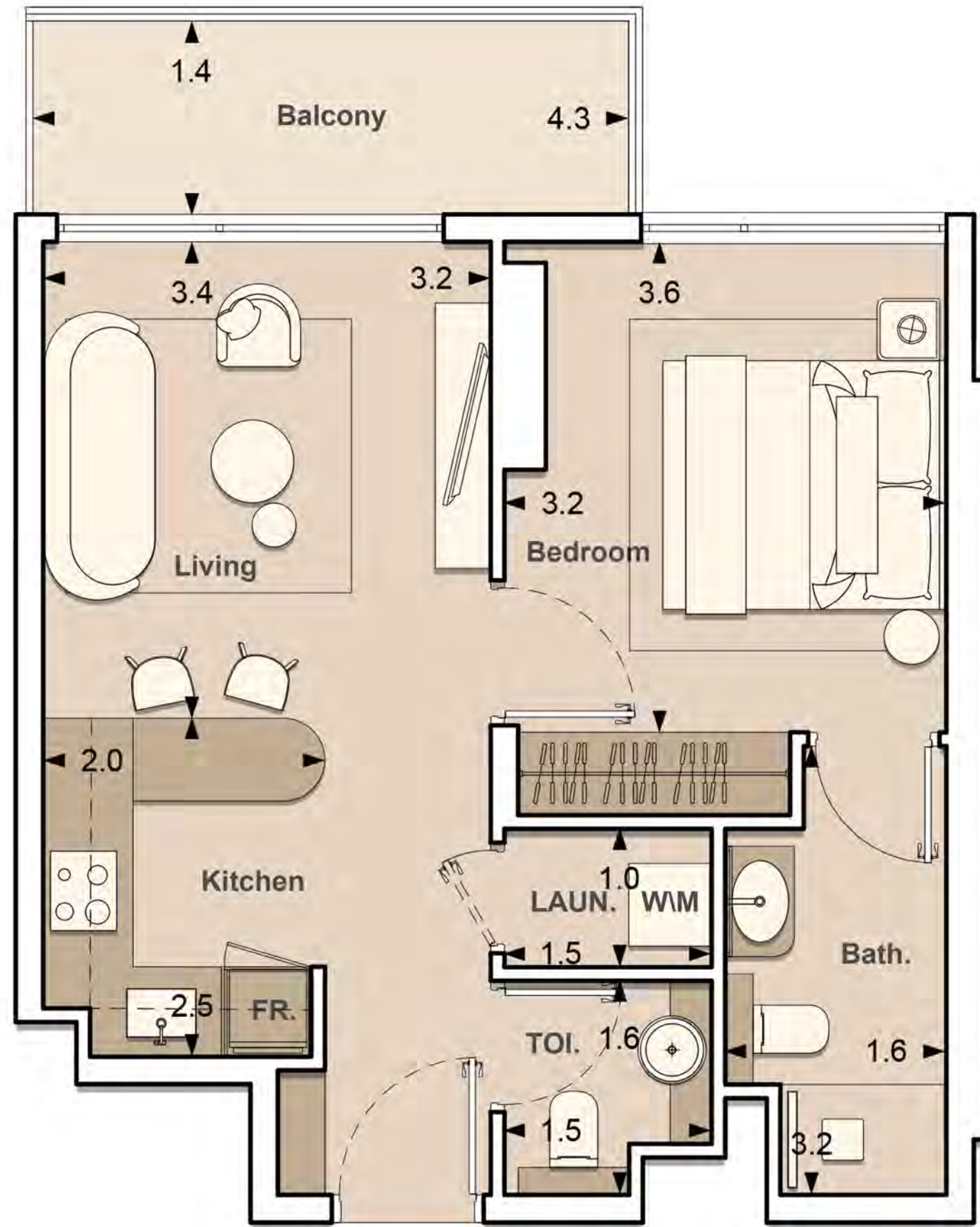
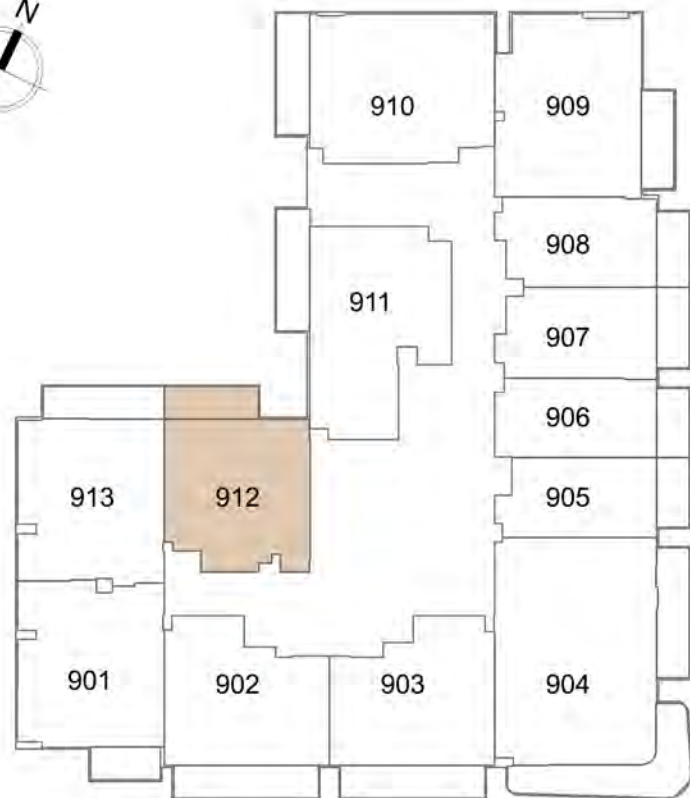


1. All dimensions are in imperial and metric, and measured to structural elements and exclude wall finishes and construction tolerances. 2. All materials, dimensions, and drawings are approximate only. 3. Information is subject to change without notice at developer's absolute discretion. 4. Actual area may vary from the stated area. 5. Drawings not to scale. 6. All images used are for illustrative purposes only and do not represent the actual size, features, specifications, fittings, and furnishings. 7. The developer reserves the right to make revisions / alterations, at its absolute discretion, without any liability whatsoever.

LUME

UNIT : 912 1 - BEDROOM TYPE F

APARTMENT AREA	491.70 SQ.FT.
BALCONY AREA	71.69 SQ.FT.
TOTAL AREA	563.38 SQ.FT.

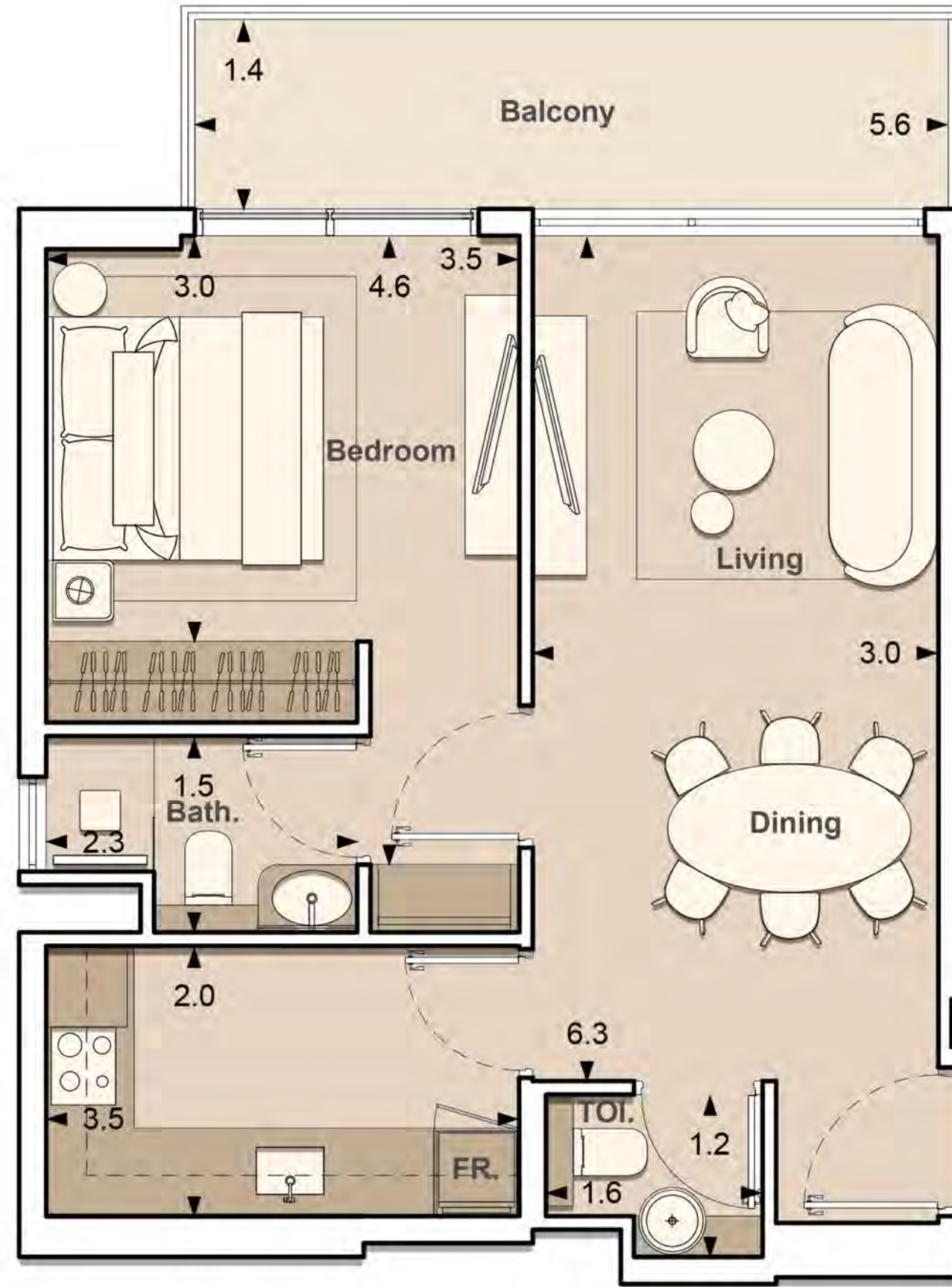
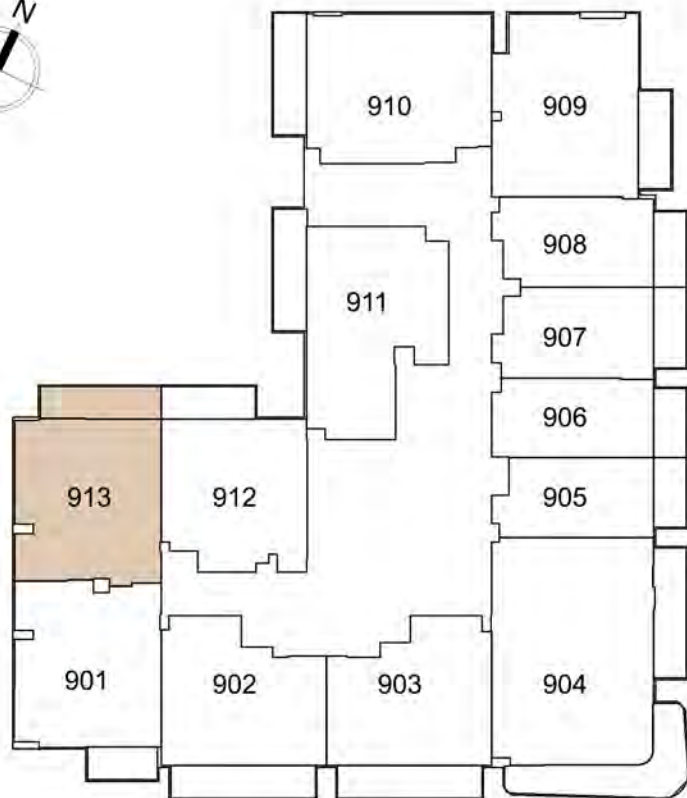


1. All dimensions are in imperial and metric, and measured to structural elements and exclude wall finishes and construction tolerances. 2. All materials, dimensions, and drawings are approximate only. 3. Information is subject to change without notice at developer's absolute discretion. 4. Actual area may vary from the stated area. 5. Drawings not to scale. 6. All images used are for illustrative purposes only and do not represent the actual size, features, specifications, fittings, and furnishings. 7. The developer reserves the right to make revisions / alterations, at its absolute discretion, without any liability whatsoever.

LUME

UNIT : 913 1 - BEDROOM TYPE G

APARTMENT AREA	547.88 SQ.FT.
BALCONY AREA	91.28 SQ.FT.
TOTAL AREA	639.16 SQ.FT.



1. All dimensions are in imperial and metric, and measured to structural elements and exclude wall finishes and construction tolerances. 2. All materials, dimensions, and drawings are approximate only. 3. Information is subject to change without notice at developer's absolute discretion. 4. Actual area may vary from the stated area. 5. Drawings not to scale. 6. All images used are for illustrative purposes only and do not represent the actual size, features, specifications, fittings, and furnishings. 7. The developer reserves the right to make revisions / alterations, at its absolute discretion, without any liability whatsoever.

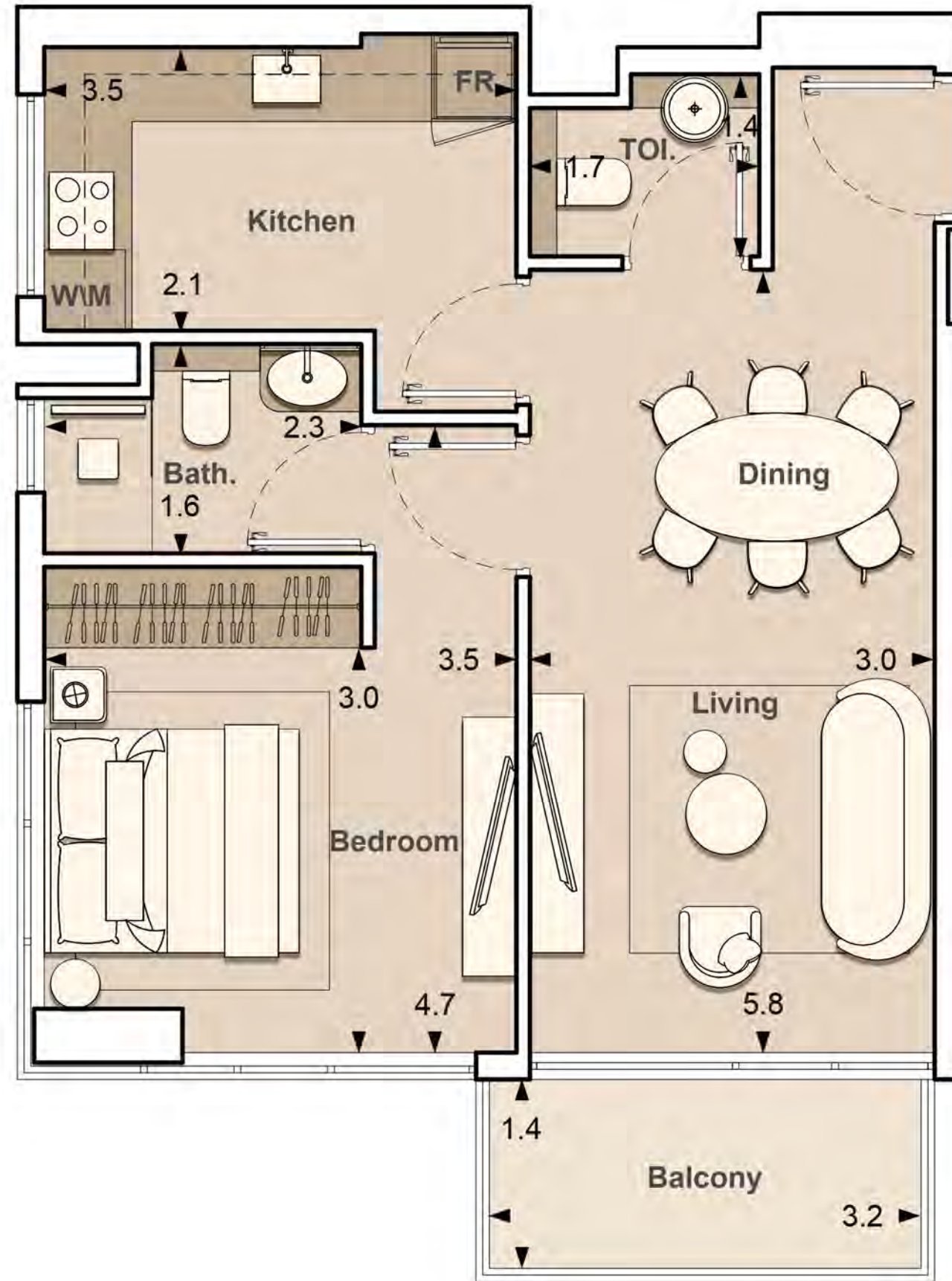
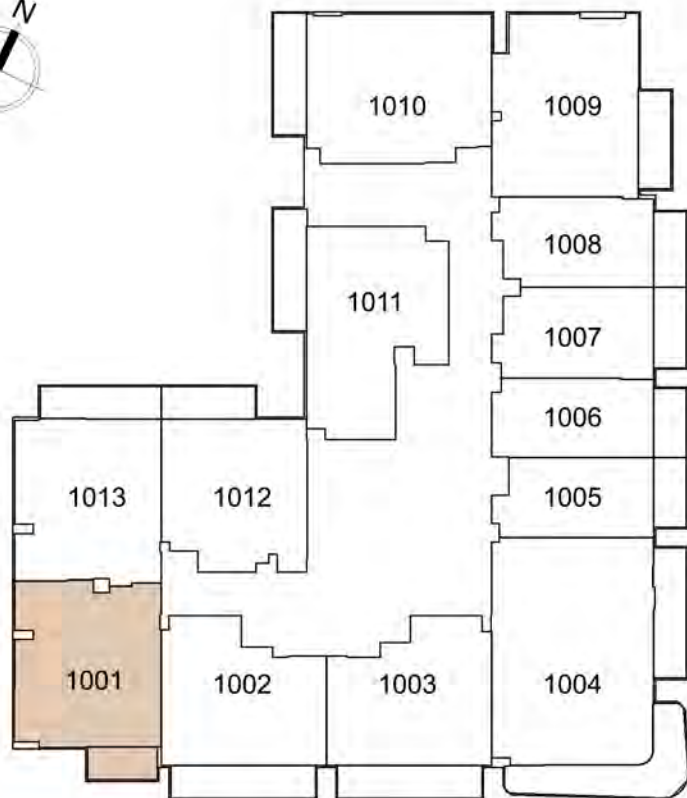


10TH FLOOR

LUME

UNIT : 1001 1 - BEDROOM TYPE B

APARTMENT AREA	550.04 SQ.FT.
BALCONY AREA	53.39 SQ.FT.
TOTAL AREA	603.42 SQ.FT.

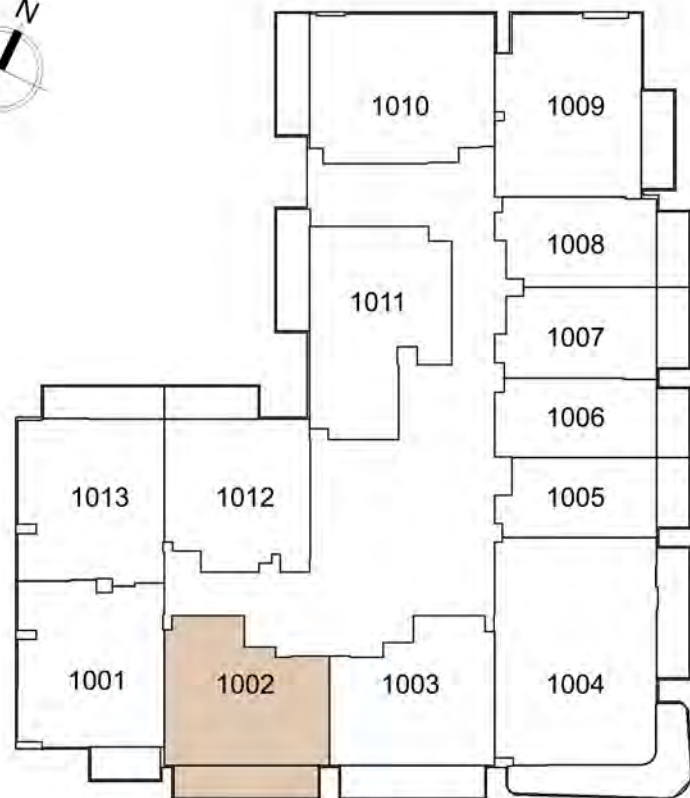


1. All dimensions are in imperial and metric, and measured to structural elements and exclude wall finishes and construction tolerances. 2. All materials, dimensions, and drawings are approximate only. 3. Information is subject to change without notice at developer's absolute discretion. 4. Actual area may vary from the stated area. 5. Drawings not to scale. 6. All images used are for illustrative purposes only and do not represent the actual size, features, specifications, fittings, and furnishings. 7. The developer reserves the right to make revisions / alterations, at its absolute discretion, without any liability whatsoever.

LUME

UNIT : 1002 1 - BEDROOM TYPE A

APARTMENT AREA	497.51	SQ.FT.
BALCONY AREA	110.22	SQ.FT.
TOTAL AREA	607.73	SQ.FT.

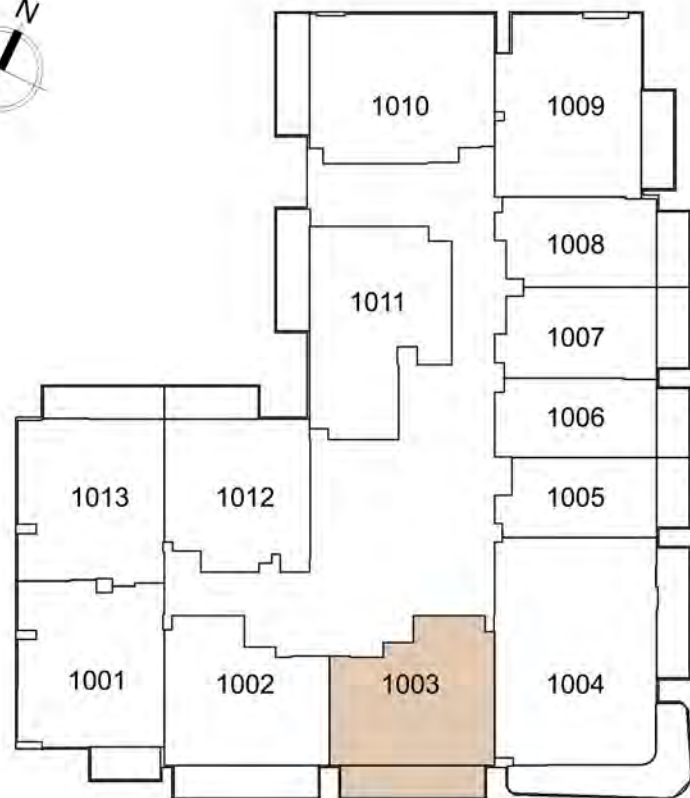


1. All dimensions are in imperial and metric, and measured to structural elements and exclude wall finishes and construction tolerances. 2. All materials, dimensions, and drawings are approximate only. 3. Information is subject to change without notice at developer's absolute discretion. 4. Actual area may vary from the stated area. 5. Drawings not to scale. 6. All images used are for illustrative purposes only and do not represent the actual size, features, specifications, fittings, and furnishings. 7. The developer reserves the right to make revisions / alterations, at its absolute discretion, without any liability whatsoever.

LUME

UNIT : 1003 1 - BEDROOM TYPE A

APARTMENT AREA	499.77	SQ.FT.
BALCONY AREA	110.22	SQ.FT.
TOTAL AREA	609.99	SQ.FT.

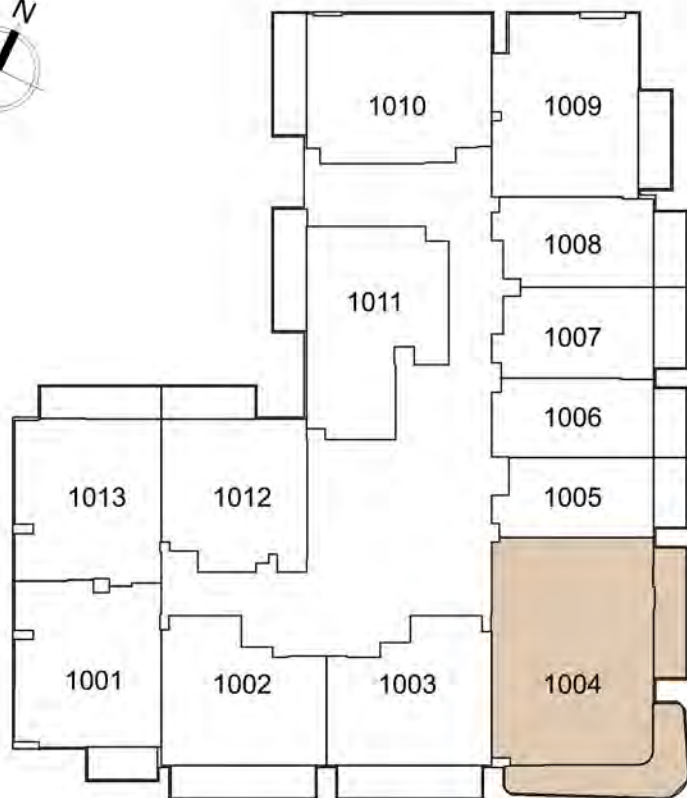


1. All dimensions are in imperial and metric, and measured to structural elements and exclude wall finishes and construction tolerances. 2. All materials, dimensions, and drawings are approximate only. 3. Information is subject to change without notice at developer's absolute discretion. 4. Actual area may vary from the stated area. 5. Drawings not to scale. 6. All images used are for illustrative purposes only and do not represent the actual size, features, specifications, fittings, and furnishings. 7. The developer reserves the right to make revisions / alterations, at its absolute discretion, without any liability whatsoever.

LUME

UNIT : 1004 2 - BEDROOM TYPE A

APARTMENT AREA	843.57 SQ.FT.
BALCONY AREA	274.80 SQ.FT.
TOTAL AREA	1118.37 SQ.FT.

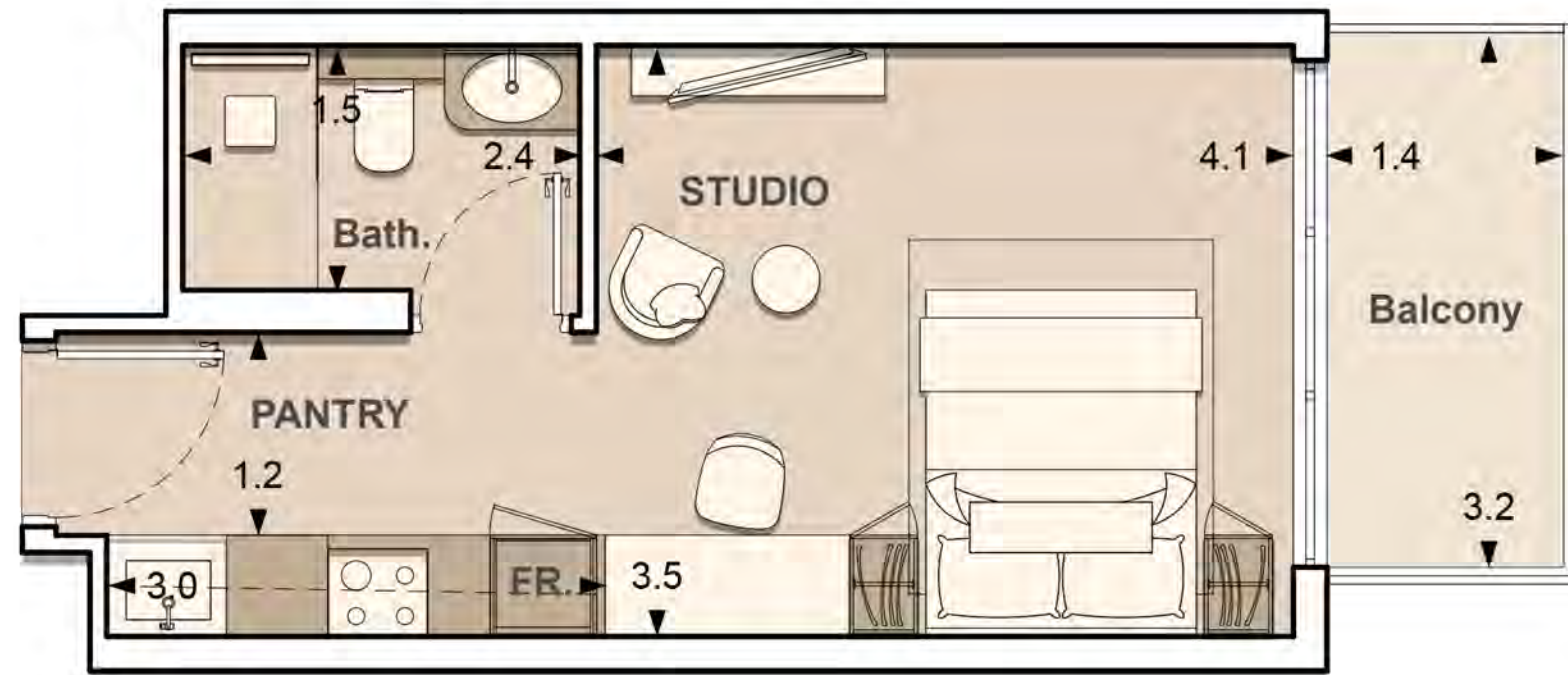
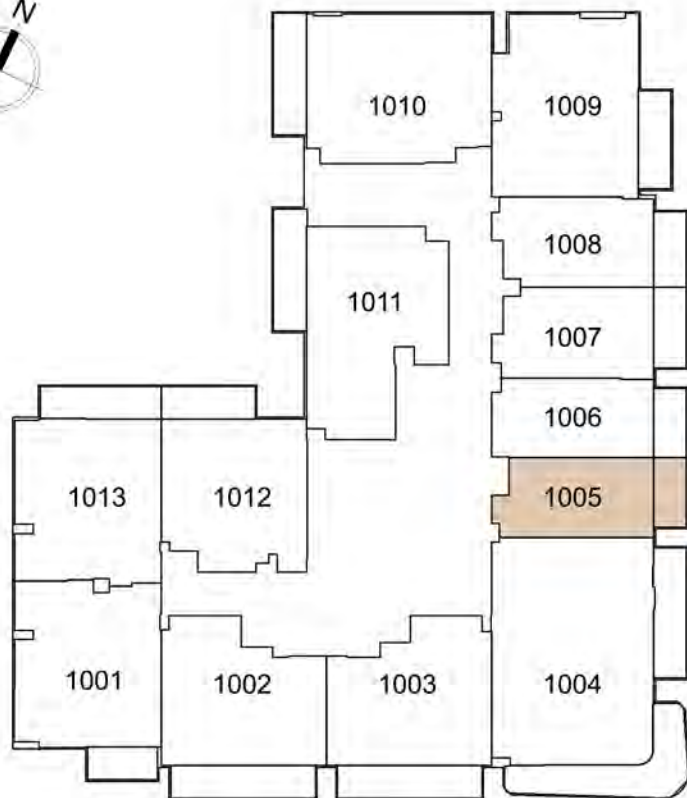


1. All dimensions are in imperial and metric, and measured to structural elements and exclude wall finishes and construction tolerances. 2. All materials, dimensions, and drawings are approximate only. 3. Information is subject to change without notice at developer's absolute discretion. 4. Actual area may vary from the stated area. 5. Drawings not to scale. 6. All images used are for illustrative purposes only and do not represent the actual size, features, specifications, fittings, and furnishings. 7. The developer reserves the right to make revisions / alterations, at its absolute discretion, without any liability whatsoever.

LUME

UNIT : 1005 STUDIO TYPE C

APARTMENT AREA	282.34 SQ.FT.
BALCONY AREA	52.74 SQ.FT.
TOTAL AREA	335.08 SQ.FT.

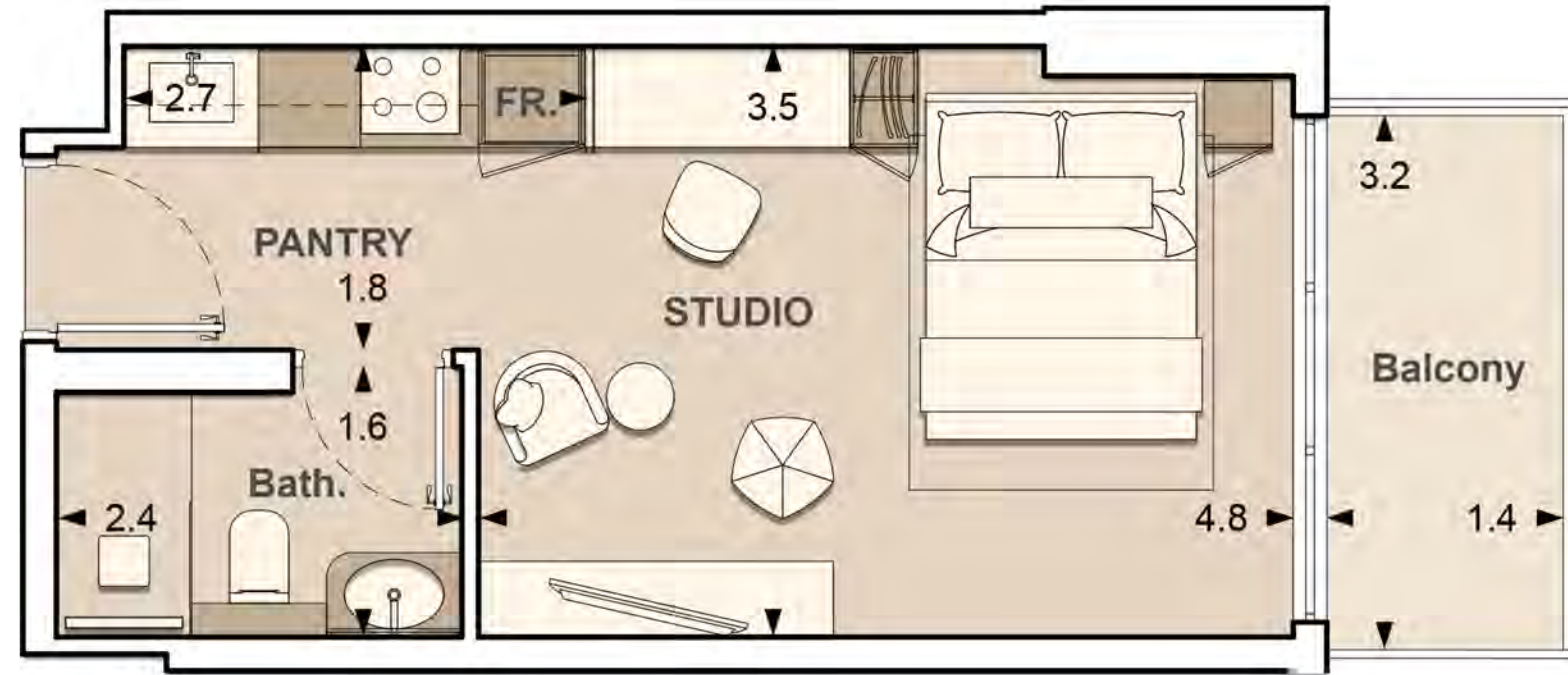
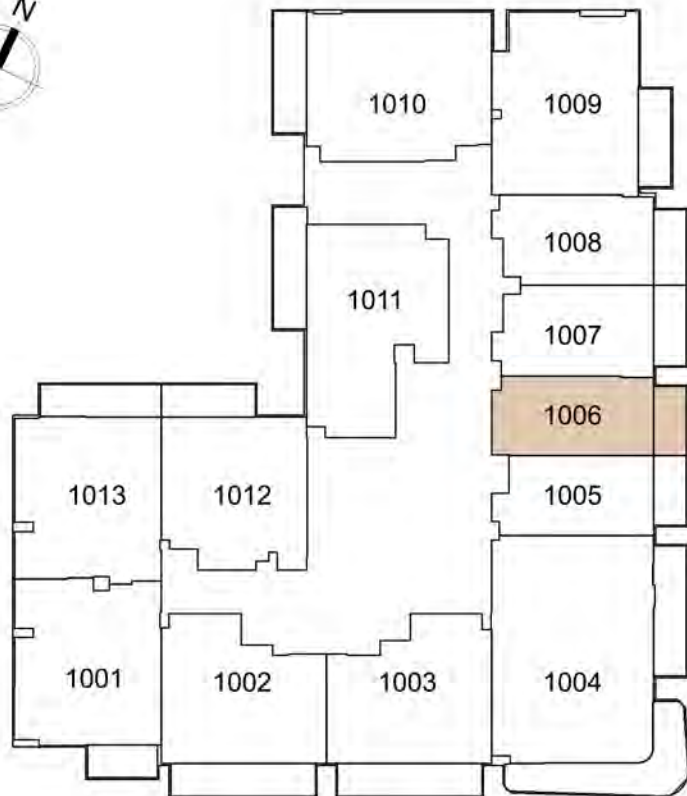


1. All dimensions are in imperial and metric, and measured to structural elements and exclude wall finishes and construction tolerances. 2. All materials, dimensions, and drawings are approximate only. 3. Information is subject to change without notice at developer's absolute discretion. 4. Actual area may vary from the stated area. 5. Drawings not to scale. 6. All images used are for illustrative purposes only and do not represent the actual size, features, specifications, fittings, and furnishings. 7. The developer reserves the right to make revisions / alterations, at its absolute discretion, without any liability whatsoever.

LUME

UNIT : 1006 STUDIO TYPE B

APARTMENT AREA	294.82 SQ.FT.
BALCONY AREA	52.74 SQ.FT.
TOTAL AREA	347.57 SQ.FT.

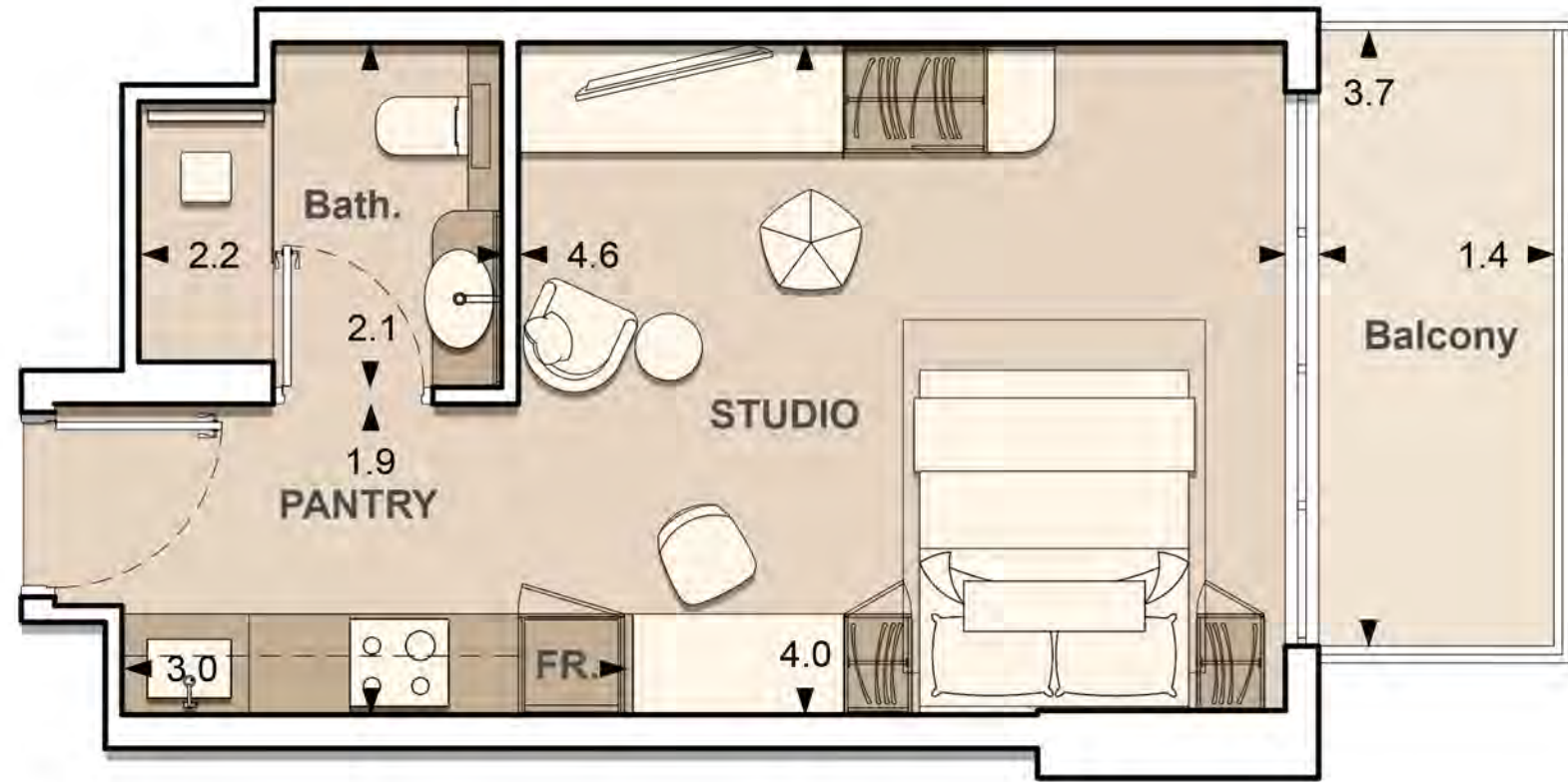
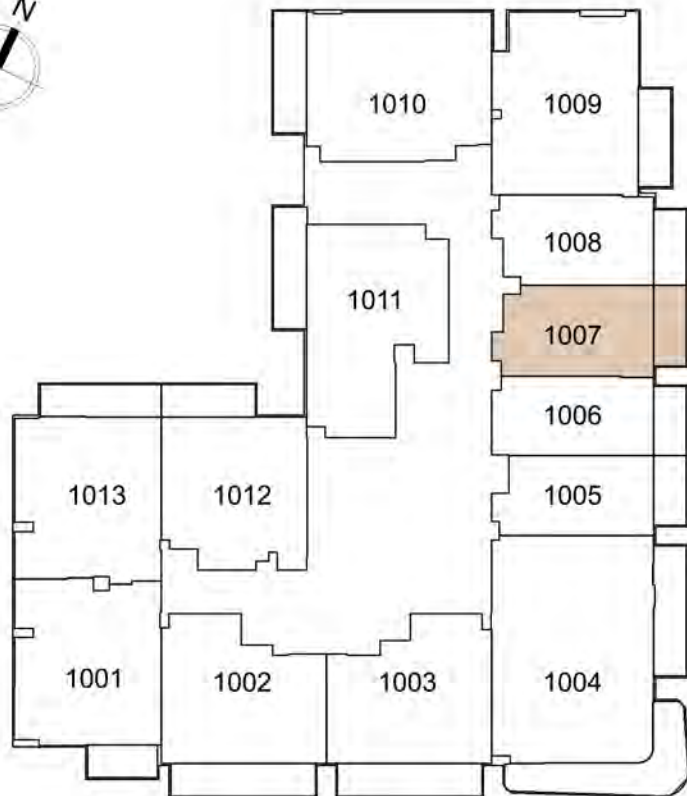


1. All dimensions are in imperial and metric, and measured to structural elements and exclude wall finishes and construction tolerances. 2. All materials, dimensions, and drawings are approximate only. 3. Information is subject to change without notice at developer's absolute discretion. 4. Actual area may vary from the stated area. 5. Drawings not to scale. 6. All images used are for illustrative purposes only and do not represent the actual size, features, specifications, fittings, and furnishings. 7. The developer reserves the right to make revisions / alterations, at its absolute discretion, without any liability whatsoever.

LUME

UNIT : 1007 STUDIO TYPE A

APARTMENT AREA	321.84	SQ.FT.
BALCONY AREA	61.03	SQ.FT.
TOTAL AREA	382.87	SQ.FT.

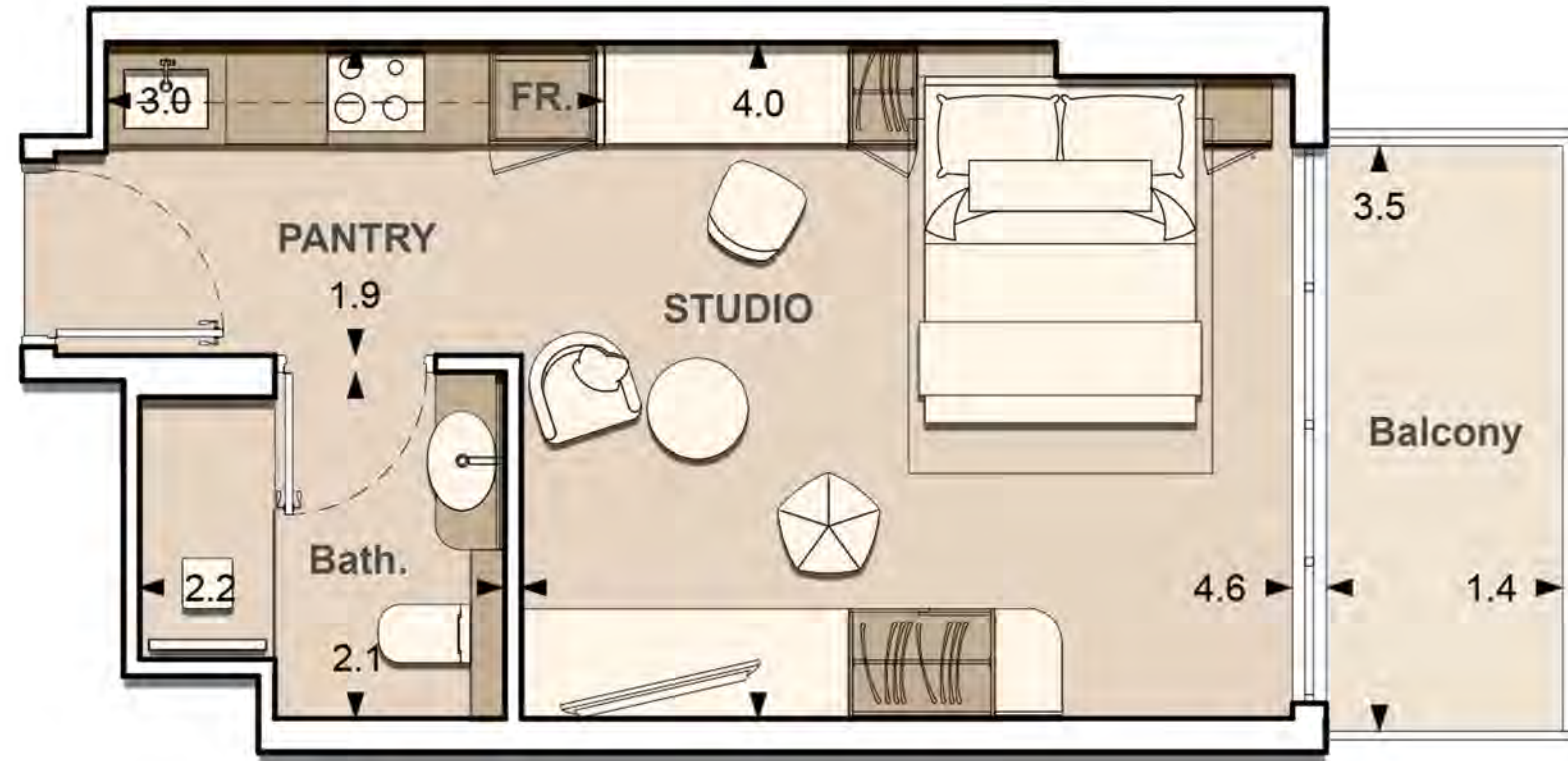
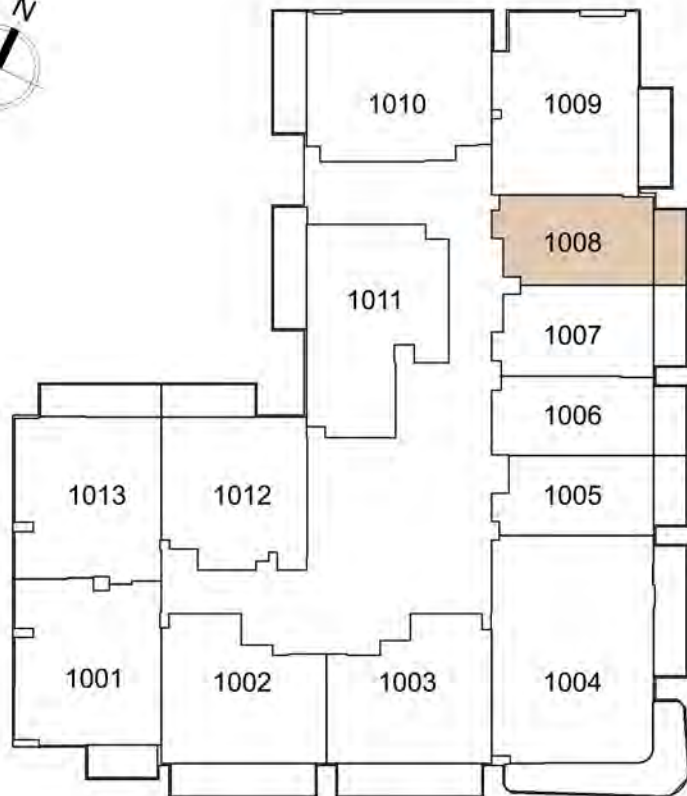


1. All dimensions are in imperial and metric, and measured to structural elements and exclude wall finishes and construction tolerances. 2. All materials, dimensions, and drawings are approximate only. 3. Information is subject to change without notice at developer's absolute discretion. 4. Actual area may vary from the stated area. 5. Drawings not to scale. 6. All images used are for illustrative purposes only and do not represent the actual size, features, specifications, fittings, and furnishings. 7. The developer reserves the right to make revisions / alterations, at its absolute discretion, without any liability whatsoever.

LUME

UNIT : 1008 STUDIO TYPE A

APARTMENT AREA	319.69 SQ.FT.
BALCONY AREA	57.69 SQ.FT.
TOTAL AREA	377.38 SQ.FT.

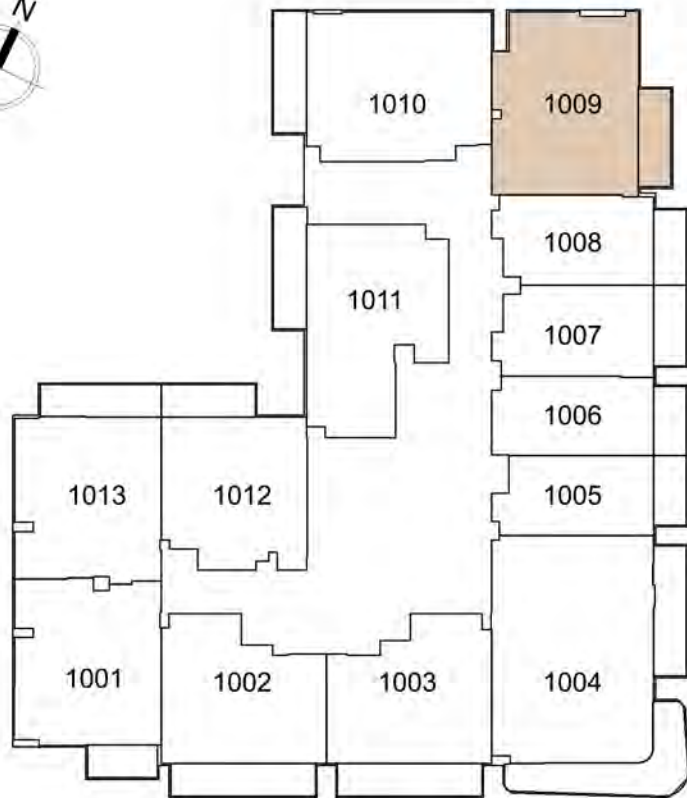


1. All dimensions are in imperial and metric, and measured to structural elements and exclude wall finishes and construction tolerances. 2. All materials, dimensions, and drawings are approximate only. 3. Information is subject to change without notice at developer's absolute discretion. 4. Actual area may vary from the stated area. 5. Drawings not to scale. 6. All images used are for illustrative purposes only and do not represent the actual size, features, specifications, fittings, and furnishings. 7. The developer reserves the right to make revisions / alterations, at its absolute discretion, without any liability whatsoever.

LUME

UNIT : 1009 1 - BEDROOM TYPE C

APARTMENT AREA	601.70 SQ.FT.
BALCONY AREA	74.70 SQ.FT.
TOTAL AREA	676.40 SQ.FT.

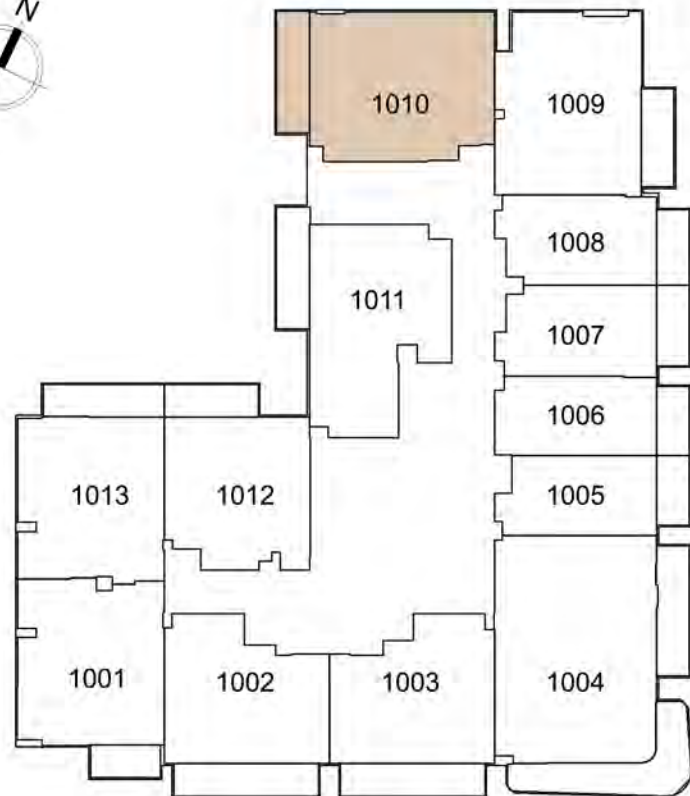


1. All dimensions are in imperial and metric, and measured to structural elements and exclude wall finishes and construction tolerances. 2. All materials, dimensions, and drawings are approximate only. 3. Information is subject to change without notice at developer's absolute discretion. 4. Actual area may vary from the stated area. 5. Drawings not to scale. 6. All images used are for illustrative purposes only and do not represent the actual size, features, specifications, fittings, and furnishings. 7. The developer reserves the right to make revisions / alterations, at its absolute discretion, without any liability whatsoever.

LUME

UNIT : 1010 1 - BEDROOM TYPE D

APARTMENT AREA	622.37 SQ.FT.
BALCONY AREA	92.78 SQ.FT.
TOTAL AREA	715.15 SQ.FT.

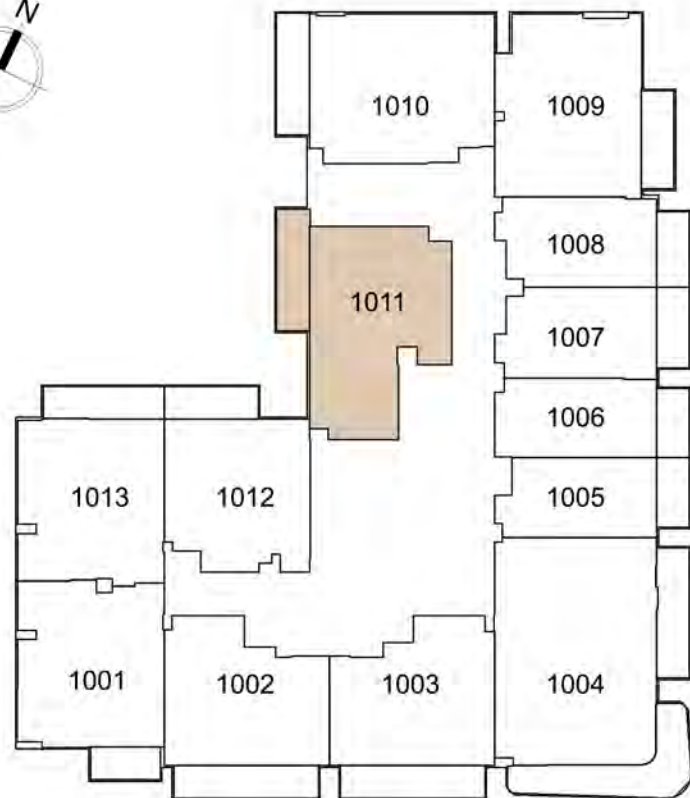


1. All dimensions are in imperial and metric, and measured to structural elements and exclude wall finishes and construction tolerances. 2. All materials, dimensions, and drawings are approximate only. 3. Information is subject to change without notice at developer's absolute discretion. 4. Actual area may vary from the stated area. 5. Drawings not to scale. 6. All images used are for illustrative purposes only and do not represent the actual size, features, specifications, fittings, and furnishings. 7. The developer reserves the right to make revisions / alterations, at its absolute discretion, without any liability whatsoever.

LUME

UNIT : 1011 1 - BEDROOM TYPE E

APARTMENT AREA	591.91 SQ.FT.
BALCONY AREA	93.22 SQ.FT.
TOTAL AREA	685.12 SQ.FT.

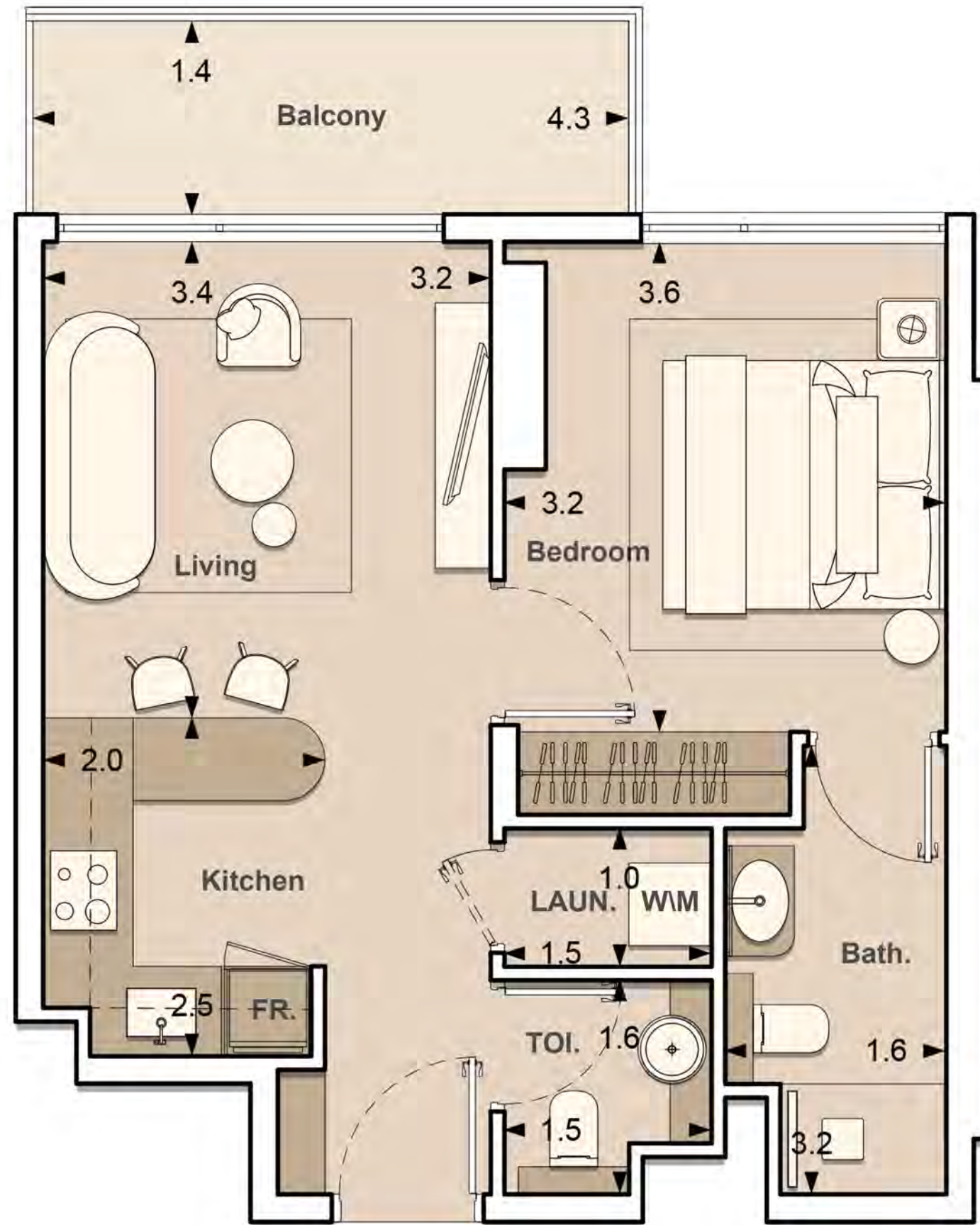
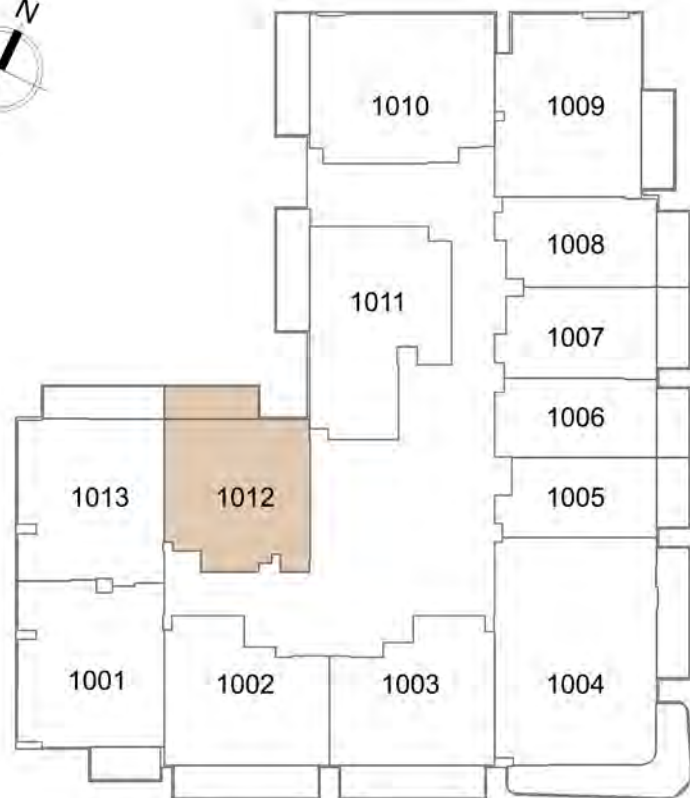


1. All dimensions are in imperial and metric, and measured to structural elements and exclude wall finishes and construction tolerances. 2. All materials, dimensions, and drawings are approximate only. 3. Information is subject to change without notice at developer's absolute discretion. 4. Actual area may vary from the stated area. 5. Drawings not to scale. 6. All images used are for illustrative purposes only and do not represent the actual size, features, specifications, fittings, and furnishings. 7. The developer reserves the right to make revisions / alterations, at its absolute discretion, without any liability whatsoever.

LUME

UNIT : 1012 1 - BEDROOM TYPE F

APARTMENT AREA	491.70 SQ.FT.
BALCONY AREA	71.69 SQ.FT.
TOTAL AREA	563.38 SQ.FT.

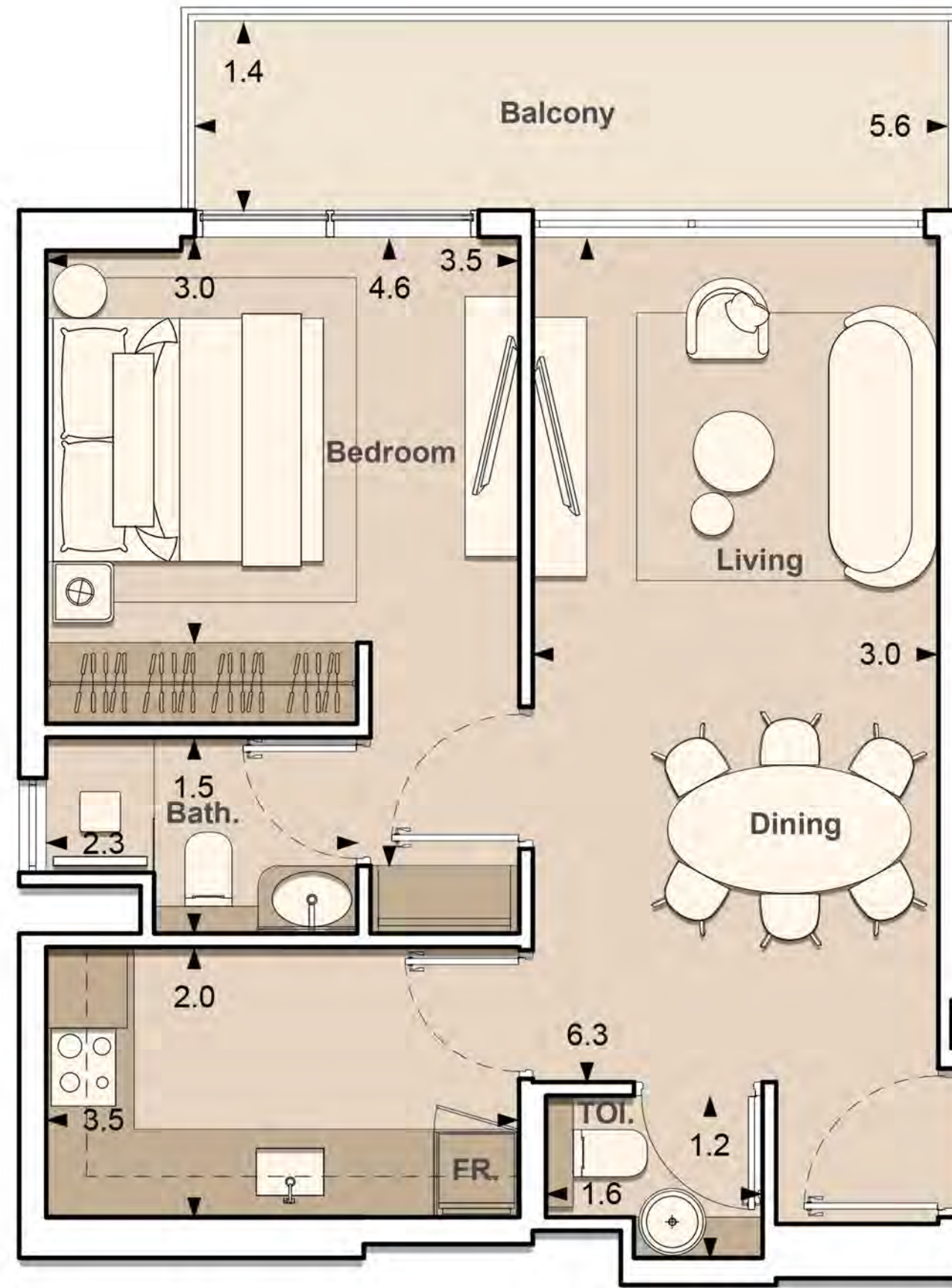
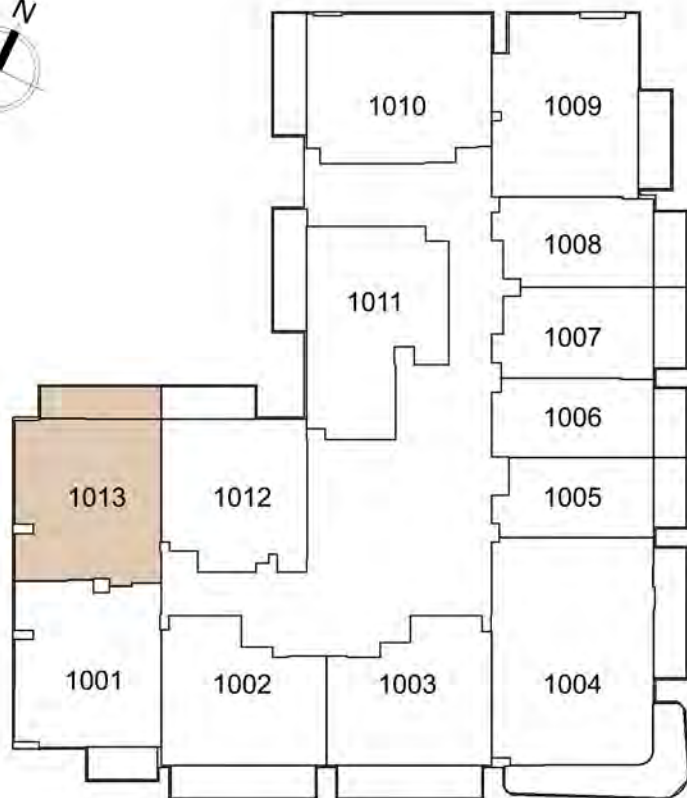


1. All dimensions are in imperial and metric, and measured to structural elements and exclude wall finishes and construction tolerances. 2. All materials, dimensions, and drawings are approximate only. 3. Information is subject to change without notice at developer's absolute discretion. 4. Actual area may vary from the stated area. 5. Drawings not to scale. 6. All images used are for illustrative purposes only and do not represent the actual size, features, specifications, fittings, and furnishings. 7. The developer reserves the right to make revisions / alterations, at its absolute discretion, without any liability whatsoever.

LUME

UNIT : 1013 1 - BEDROOM TYPE G

APARTMENT AREA	547.88 SQ.FT.
BALCONY AREA	91.28 SQ.FT.
TOTAL AREA	639.16 SQ.FT.



1. All dimensions are in imperial and metric, and measured to structural elements and exclude wall finishes and construction tolerances. 2. All materials, dimensions, and drawings are approximate only. 3. Information is subject to change without notice at developer's absolute discretion. 4. Actual area may vary from the stated area. 5. Drawings not to scale. 6. All images used are for illustrative purposes only and do not represent the actual size, features, specifications, fittings, and furnishings. 7. The developer reserves the right to make revisions / alterations, at its absolute discretion, without any liability whatsoever.

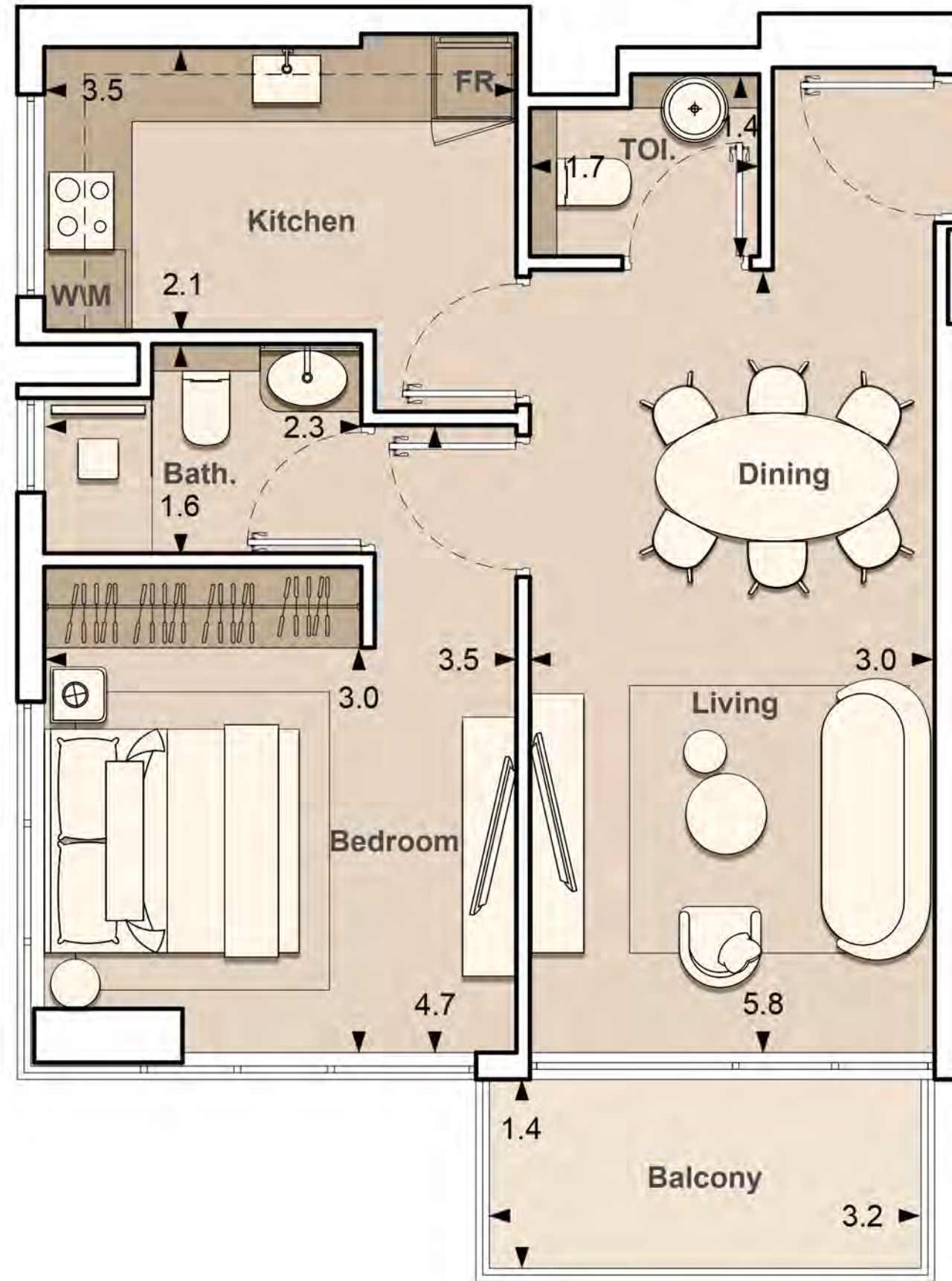
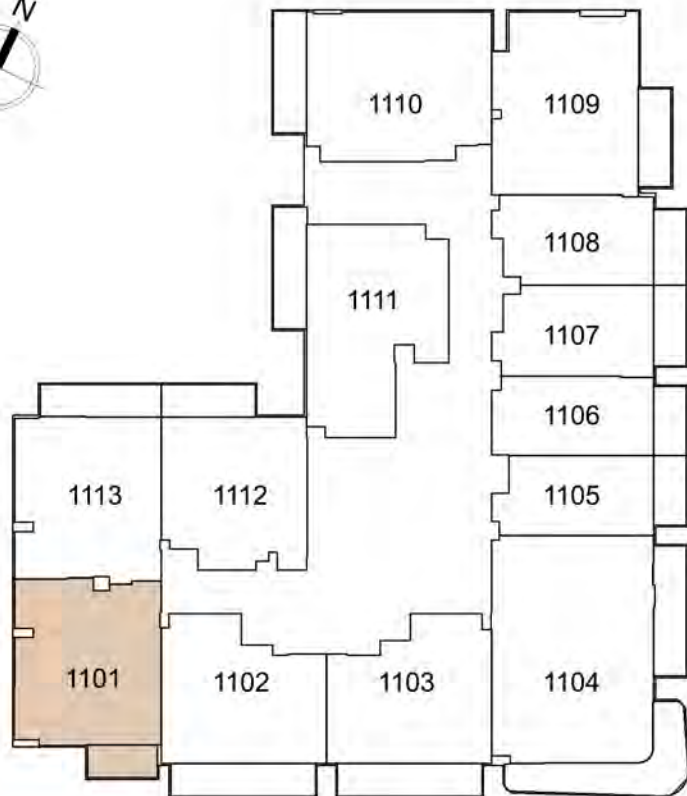


11TH FLOOR

LUME

UNIT : 1101 1 - BEDROOM TYPE B

APARTMENT AREA	550.04 SQ.FT.
BALCONY AREA	53.39 SQ.FT.
TOTAL AREA	603.42 SQ.FT.

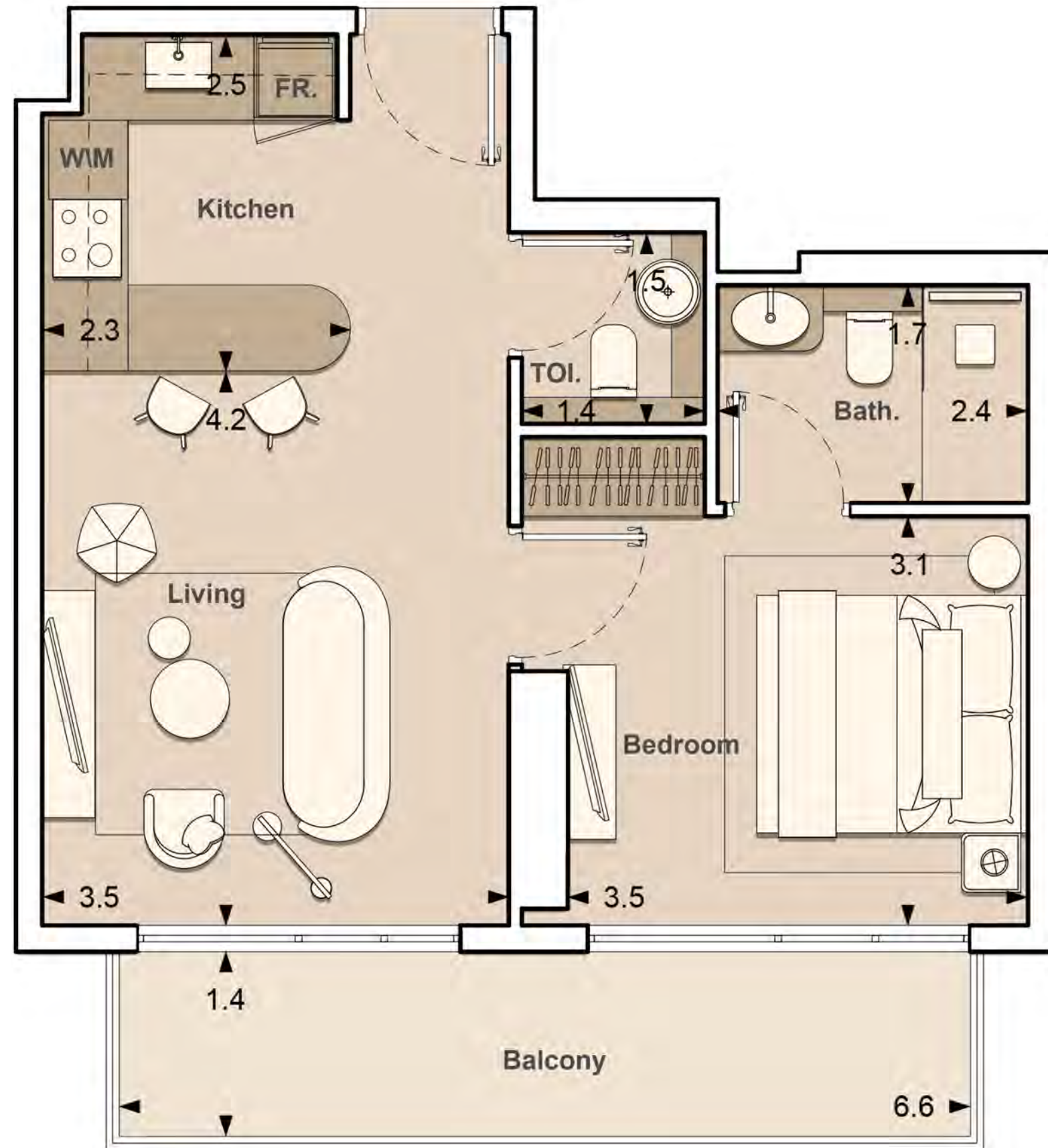
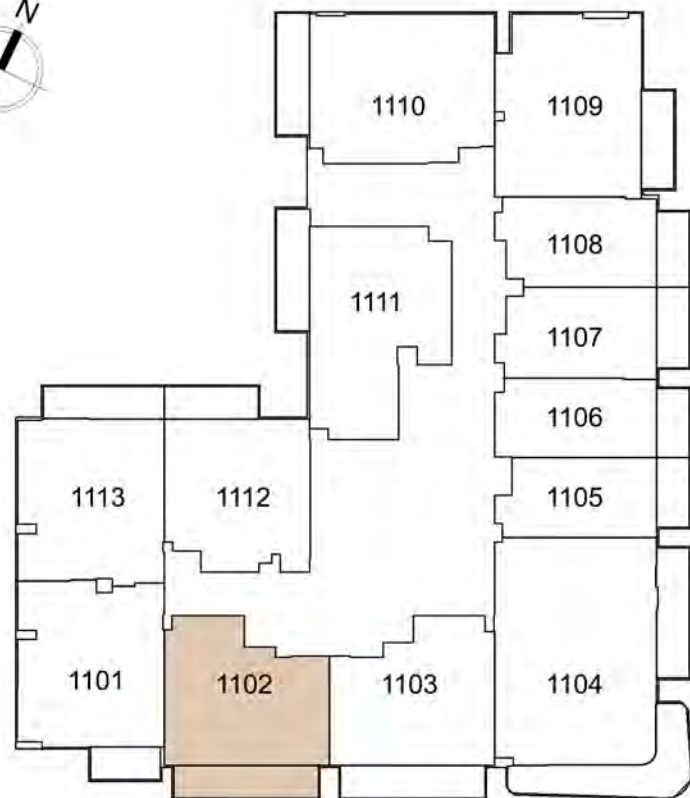


1. All dimensions are in imperial and metric, and measured to structural elements and exclude wall finishes and construction tolerances. 2. All materials, dimensions, and drawings are approximate only. 3. Information is subject to change without notice at developer's absolute discretion. 4. Actual area may vary from the stated area. 5. Drawings not to scale. 6. All images used are for illustrative purposes only and do not represent the actual size, features, specifications, fittings, and furnishings. 7. The developer reserves the right to make revisions / alterations, at its absolute discretion, without any liability whatsoever.

LUME

UNIT : 1102 1 - BEDROOM TYPE A

APARTMENT AREA	497.51	SQ.FT.
BALCONY AREA	110.22	SQ.FT.
TOTAL AREA	607.73	SQ.FT.

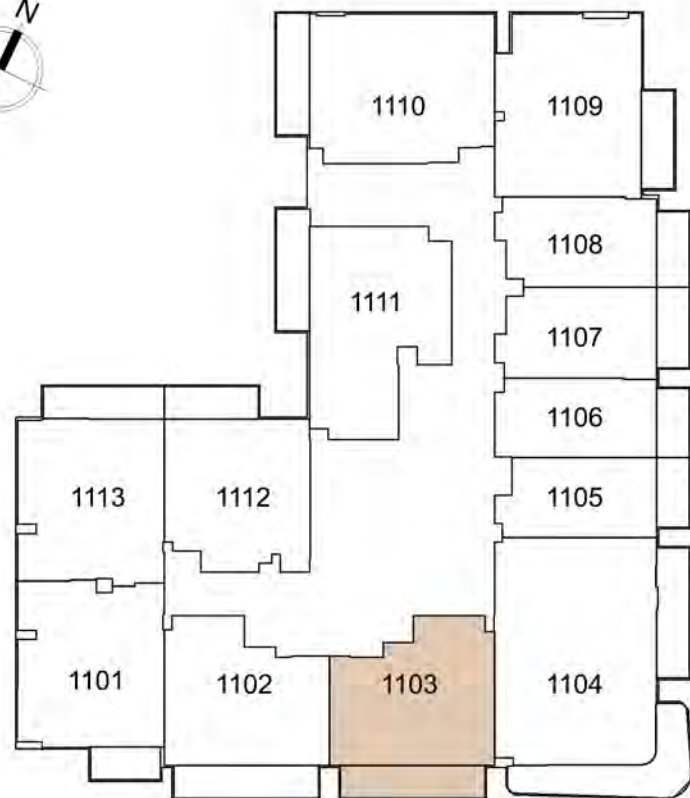


1. All dimensions are in imperial and metric, and measured to structural elements and exclude wall finishes and construction tolerances. 2. All materials, dimensions, and drawings are approximate only. 3. Information is subject to change without notice at developer's absolute discretion. 4. Actual area may vary from the stated area. 5. Drawings not to scale. 6. All images used are for illustrative purposes only and do not represent the actual size, features, specifications, fittings, and furnishings. 7. The developer reserves the right to make revisions / alterations, at its absolute discretion, without any liability whatsoever.

LUME

UNIT : 1103 1 - BEDROOM TYPE A

APARTMENT AREA	499.77	SQ.FT.
BALCONY AREA	110.22	SQ.FT.
TOTAL AREA	609.99	SQ.FT.

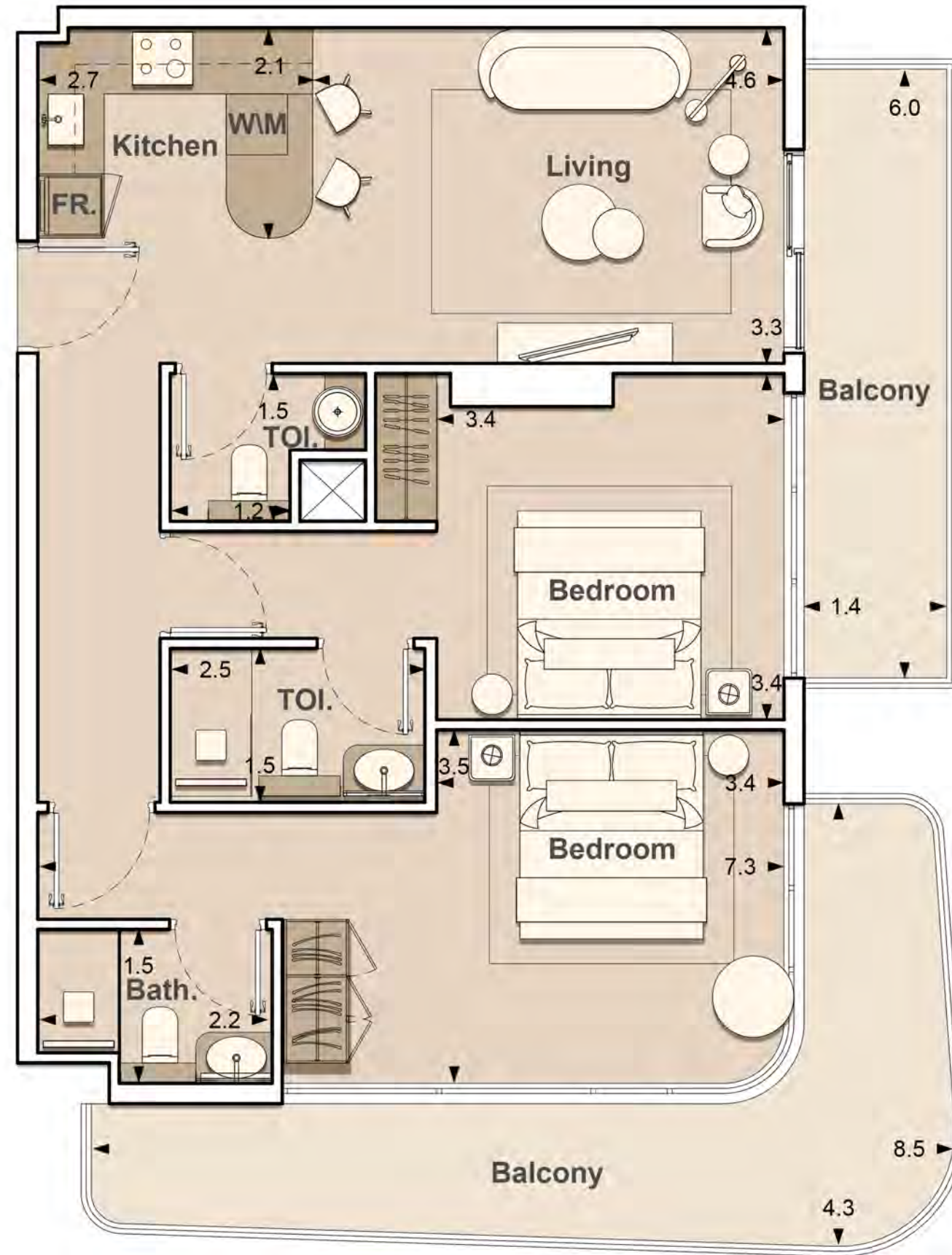
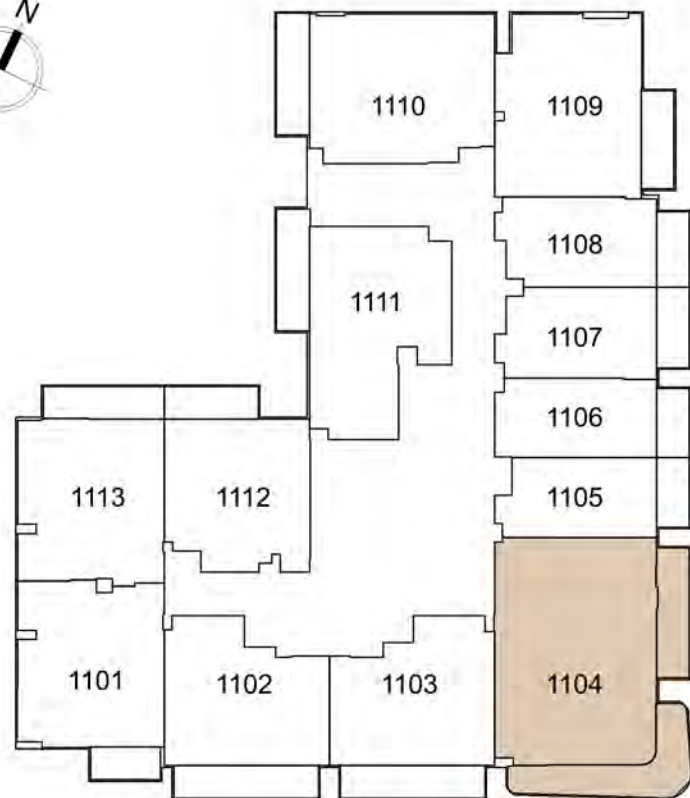


1. All dimensions are in imperial and metric, and measured to structural elements and exclude wall finishes and construction tolerances. 2. All materials, dimensions, and drawings are approximate only. 3. Information is subject to change without notice at developer's absolute discretion. 4. Actual area may vary from the stated area. 5. Drawings not to scale. 6. All images used are for illustrative purposes only and do not represent the actual size, features, specifications, fittings, and furnishings. 7. The developer reserves the right to make revisions / alterations, at its absolute discretion, without any liability whatsoever.

LUME

UNIT : 1104 2 - BEDROOM TYPE A

APARTMENT AREA	843.57 SQ.FT.
BALCONY AREA	274.80 SQ.FT.
TOTAL AREA	1118.37 SQ.FT.

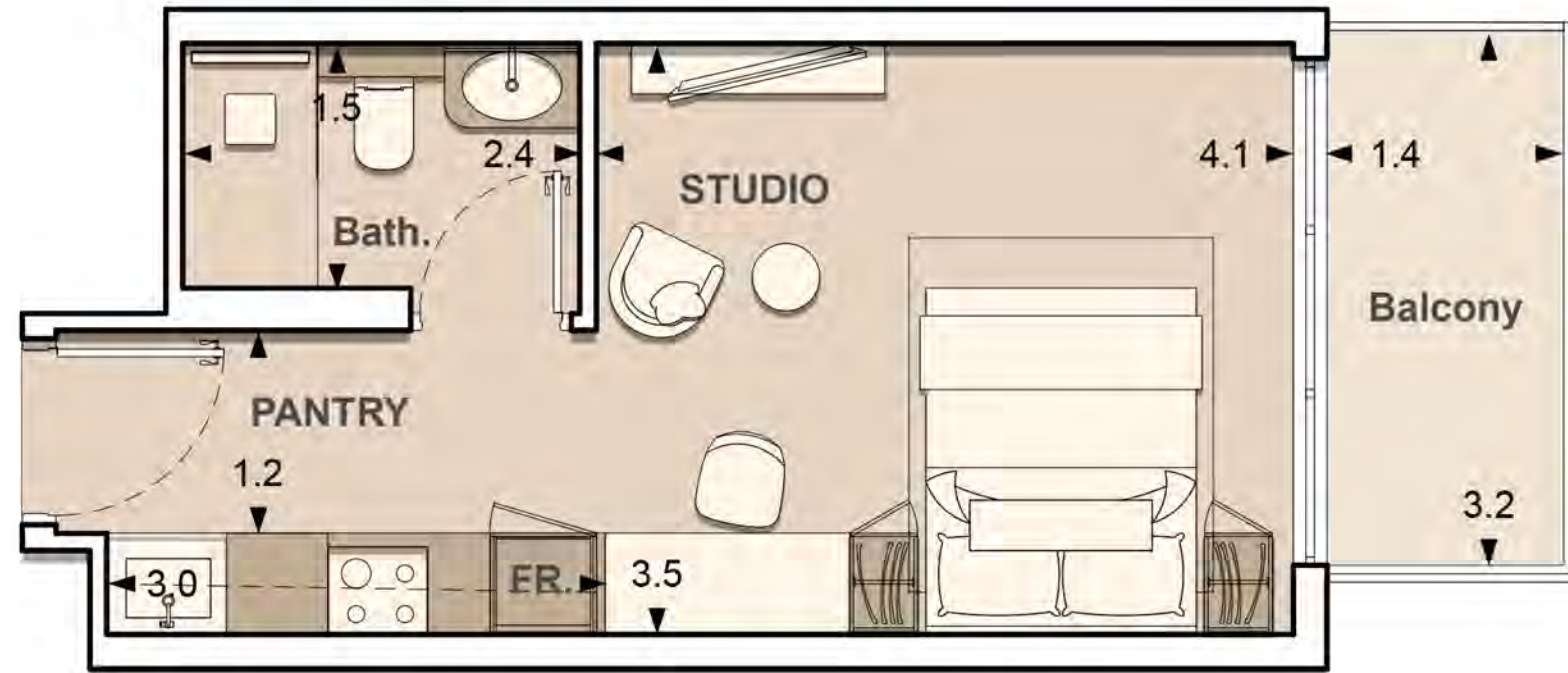
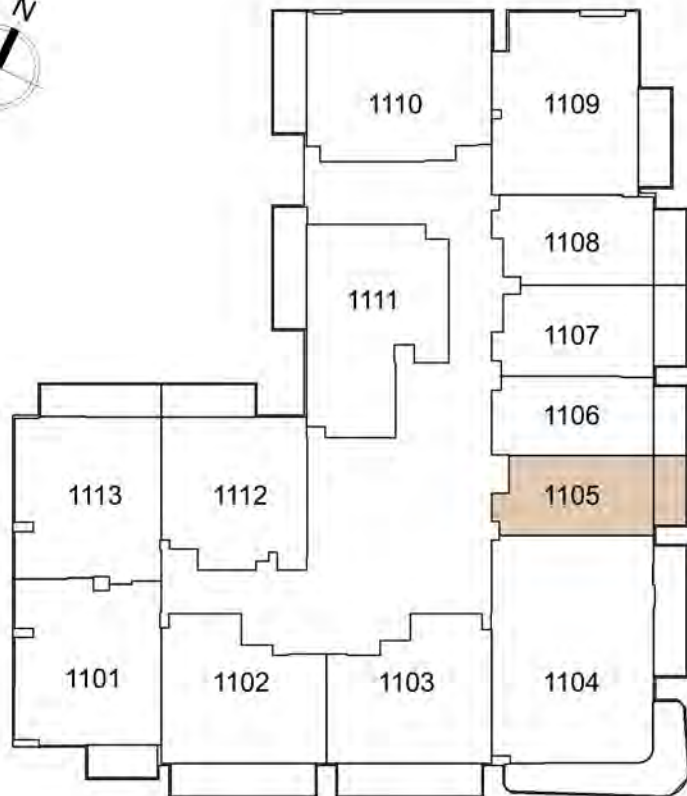


1. All dimensions are in imperial and metric, and measured to structural elements and exclude wall finishes and construction tolerances. 2. All materials, dimensions, and drawings are approximate only. 3. Information is subject to change without notice at developer's absolute discretion. 4. Actual area may vary from the stated area. 5. Drawings not to scale. 6. All images used are for illustrative purposes only and do not represent the actual size, features, specifications, fittings, and furnishings. 7. The developer reserves the right to make revisions / alterations, at its absolute discretion, without any liability whatsoever.

LUME

UNIT : 1105 STUDIO TYPE C

APARTMENT AREA	282.34 SQ.FT.
BALCONY AREA	52.74 SQ.FT.
TOTAL AREA	335.08 SQ.FT.

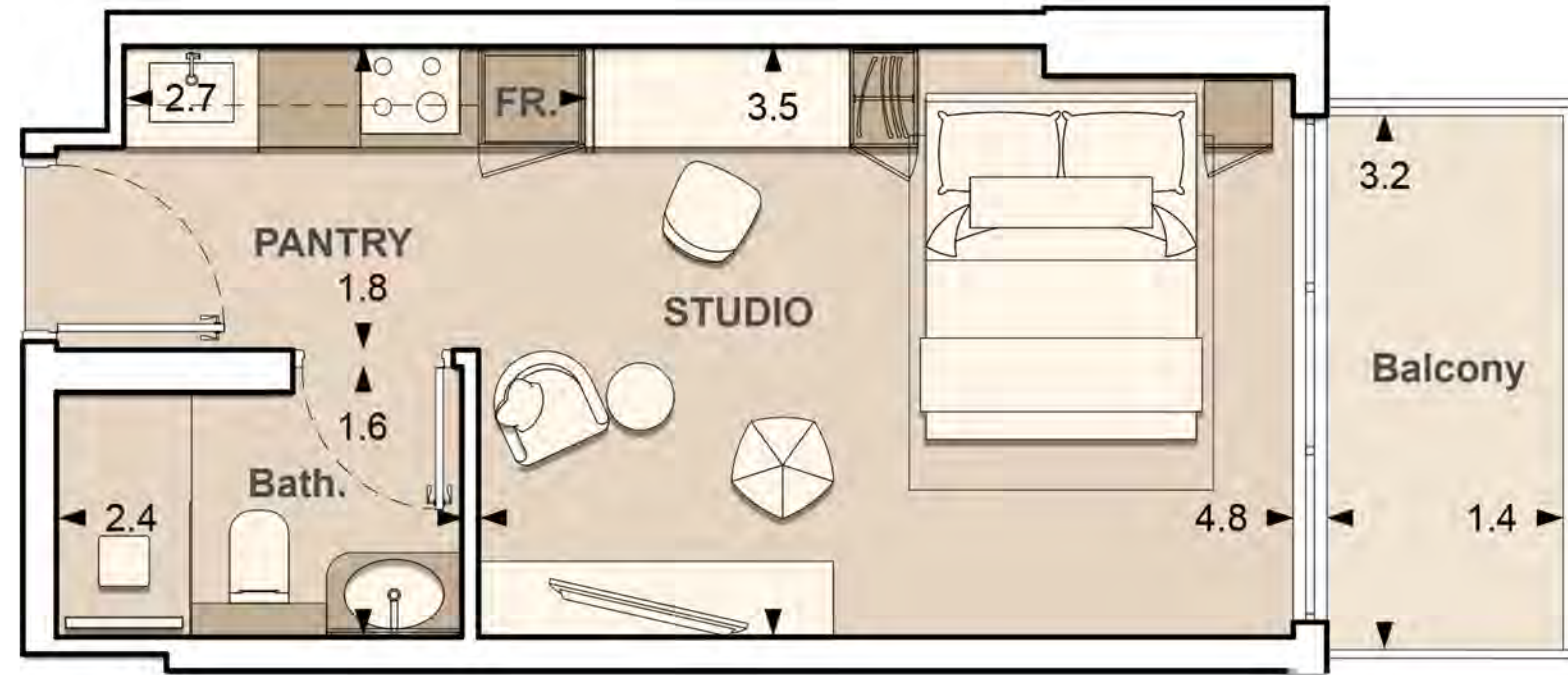
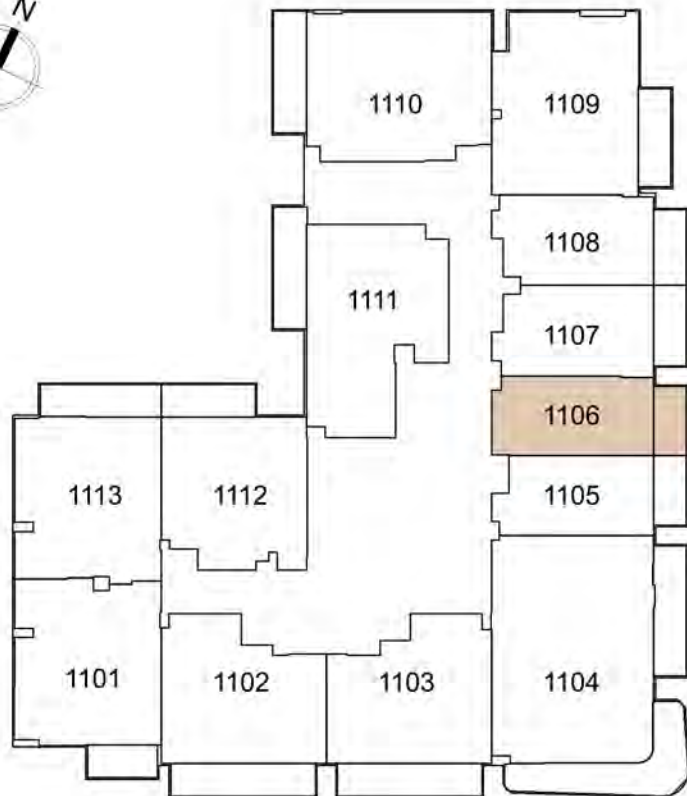


1. All dimensions are in imperial and metric, and measured to structural elements and exclude wall finishes and construction tolerances. 2. All materials, dimensions, and drawings are approximate only. 3. Information is subject to change without notice at developer's absolute discretion. 4. Actual area may vary from the stated area. 5. Drawings not to scale. 6. All images used are for illustrative purposes only and do not represent the actual size, features, specifications, fittings, and furnishings. 7. The developer reserves the right to make revisions / alterations, at its absolute discretion, without any liability whatsoever.

LUME

UNIT : 1106 STUDIO TYPE B

APARTMENT AREA	294.82 SQ.FT.
BALCONY AREA	52.74 SQ.FT.
TOTAL AREA	347.57 SQ.FT.

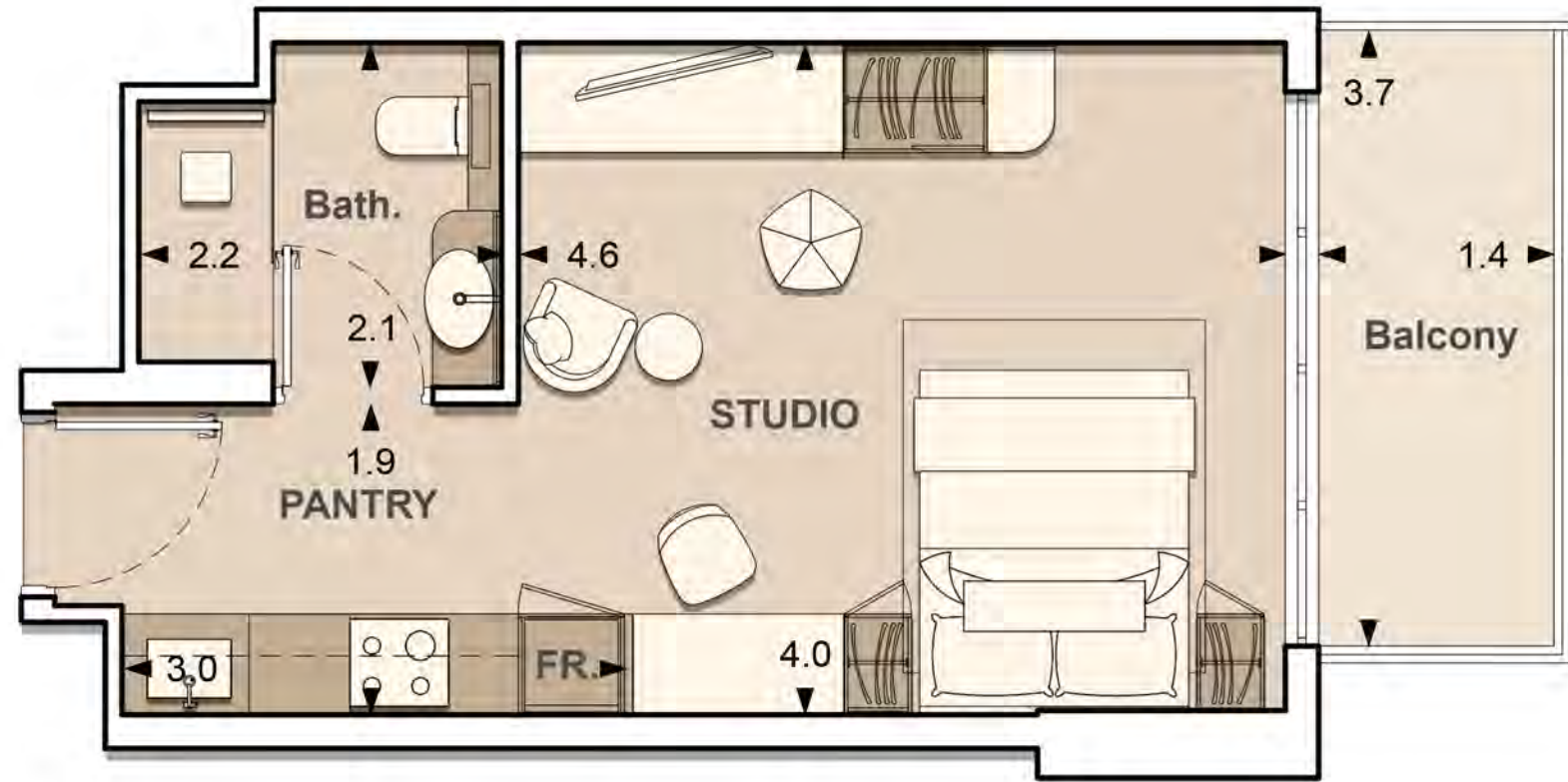
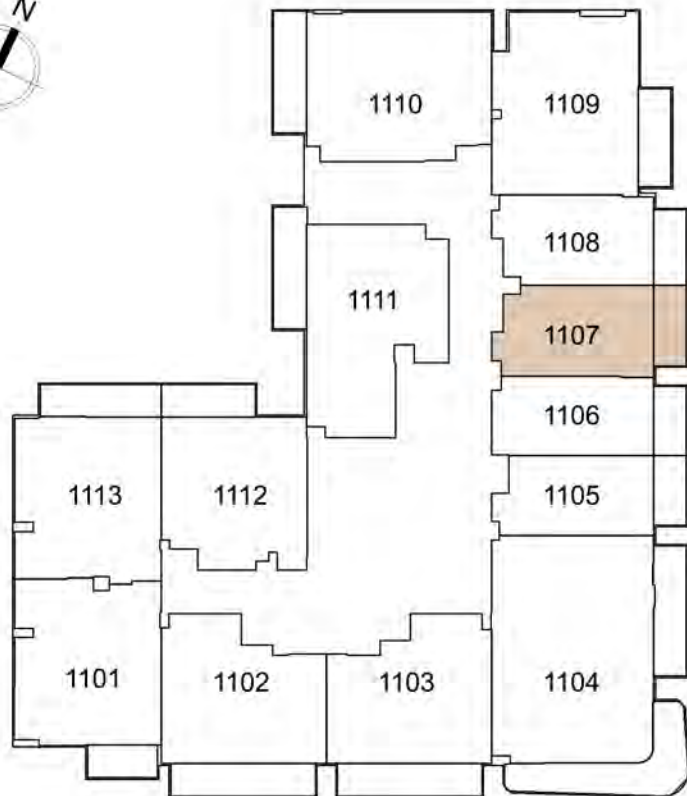


1. All dimensions are in imperial and metric, and measured to structural elements and exclude wall finishes and construction tolerances. 2. All materials, dimensions, and drawings are approximate only. 3. Information is subject to change without notice at developer's absolute discretion. 4. Actual area may vary from the stated area. 5. Drawings not to scale. 6. All images used are for illustrative purposes only and do not represent the actual size, features, specifications, fittings, and furnishings. 7. The developer reserves the right to make revisions / alterations, at its absolute discretion, without any liability whatsoever.

LUME

UNIT : 1107 STUDIO TYPE A

APARTMENT AREA	321.84	SQ.FT.
BALCONY AREA	61.03	SQ.FT.
TOTAL AREA	382.87	SQ.FT.

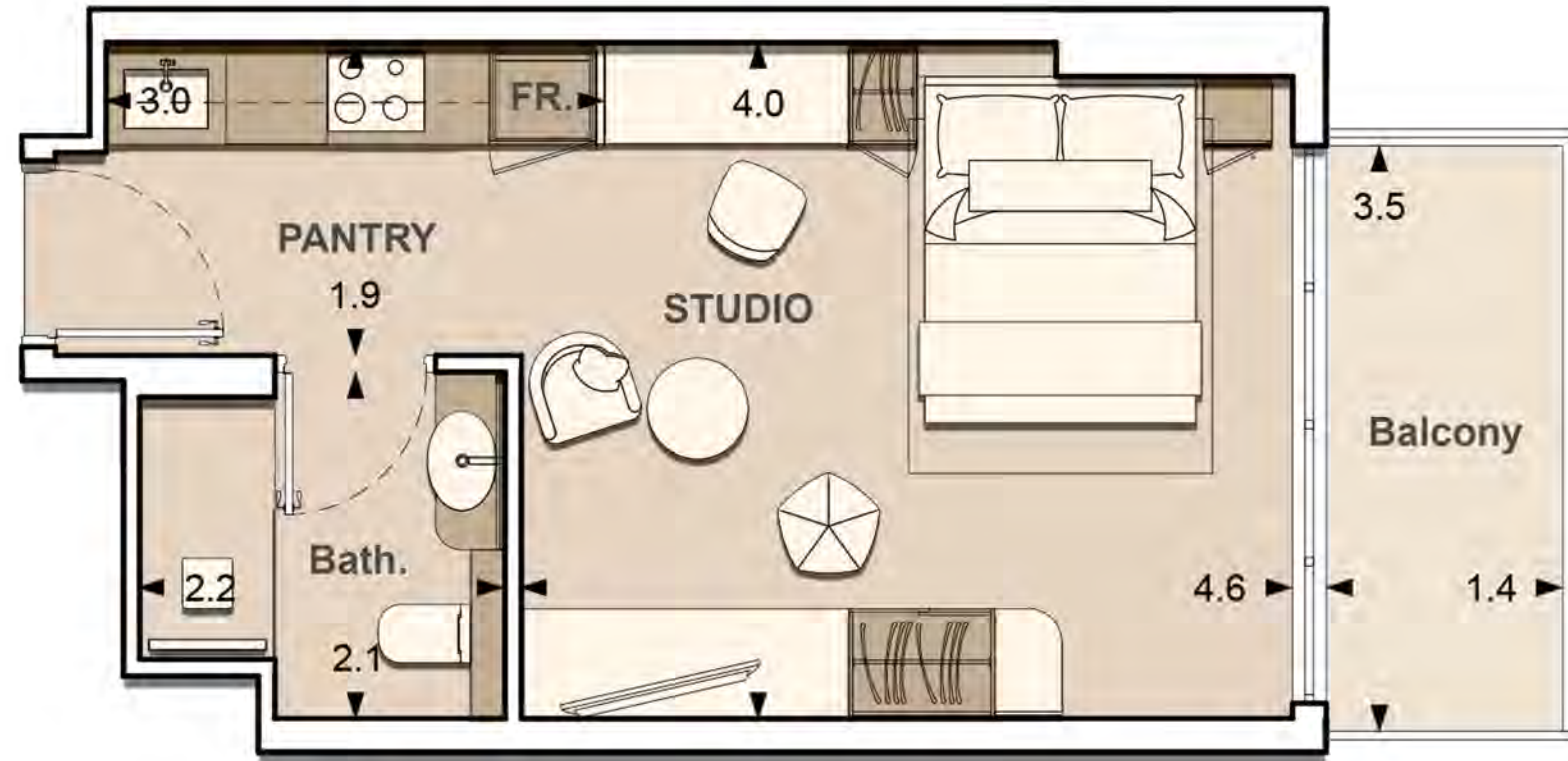
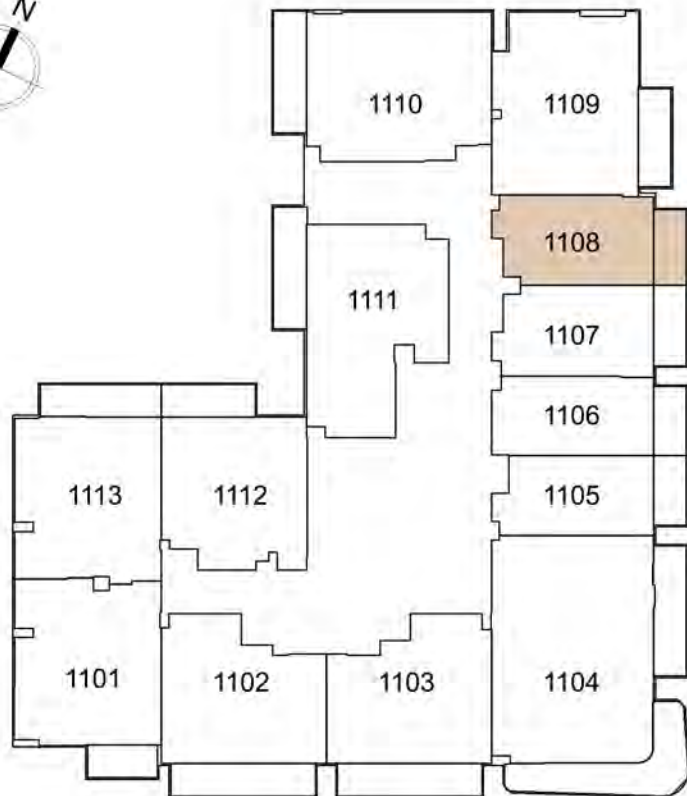


1. All dimensions are in imperial and metric, and measured to structural elements and exclude wall finishes and construction tolerances. 2. All materials, dimensions, and drawings are approximate only. 3. Information is subject to change without notice at developer's absolute discretion. 4. Actual area may vary from the stated area. 5. Drawings not to scale. 6. All images used are for illustrative purposes only and do not represent the actual size, features, specifications, fittings, and furnishings. 7. The developer reserves the right to make revisions / alterations, at its absolute discretion, without any liability whatsoever.

LUME

UNIT : 1108 STUDIO TYPE A

APARTMENT AREA	319.69 SQ.FT.
BALCONY AREA	57.69 SQ.FT.
TOTAL AREA	377.38 SQ.FT.

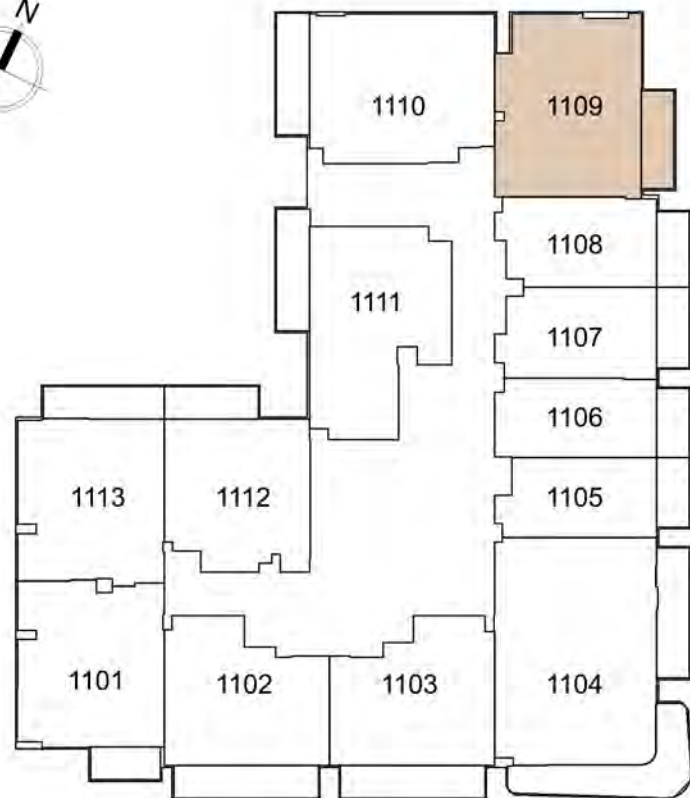


1. All dimensions are in imperial and metric, and measured to structural elements and exclude wall finishes and construction tolerances. 2. All materials, dimensions, and drawings are approximate only. 3. Information is subject to change without notice at developer's absolute discretion. 4. Actual area may vary from the stated area. 5. Drawings not to scale. 6. All images used are for illustrative purposes only and do not represent the actual size, features, specifications, fittings, and furnishings. 7. The developer reserves the right to make revisions / alterations, at its absolute discretion, without any liability whatsoever.

LUME

UNIT : 1109 1 - BEDROOM TYPE C

APARTMENT AREA	601.70 SQ.FT.
BALCONY AREA	74.70 SQ.FT.
TOTAL AREA	676.40 SQ.FT.

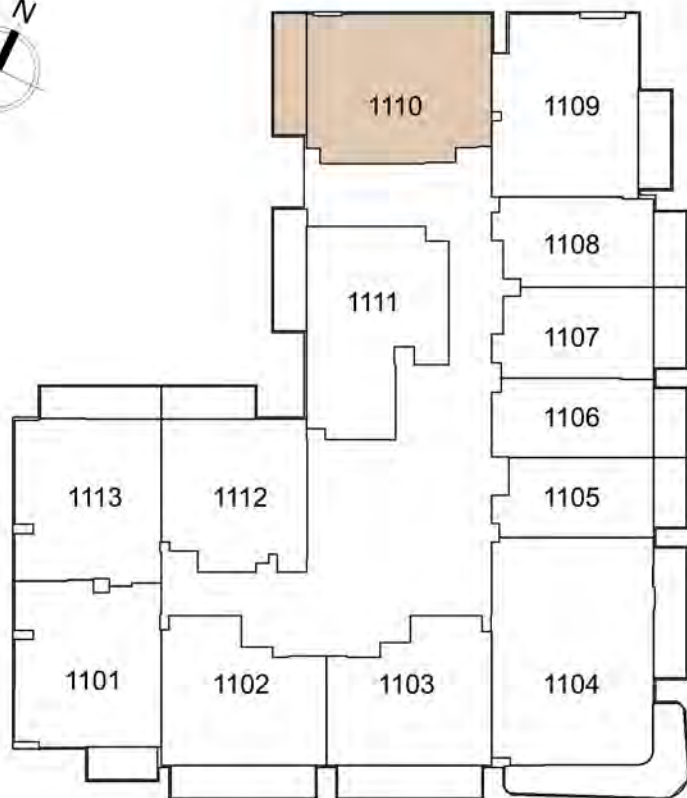


1. All dimensions are in imperial and metric, and measured to structural elements and exclude wall finishes and construction tolerances. 2. All materials, dimensions, and drawings are approximate only. 3. Information is subject to change without notice at developer's absolute discretion. 4. Actual area may vary from the stated area. 5. Drawings not to scale. 6. All images used are for illustrative purposes only and do not represent the actual size, features, specifications, fittings, and furnishings. 7. The developer reserves the right to make revisions / alterations, at its absolute discretion, without any liability whatsoever.

LUME

UNIT : 1110 1 - BEDROOM TYPE D

APARTMENT AREA	622.37 SQ.FT.
BALCONY AREA	92.78 SQ.FT.
TOTAL AREA	715.15 SQ.FT.

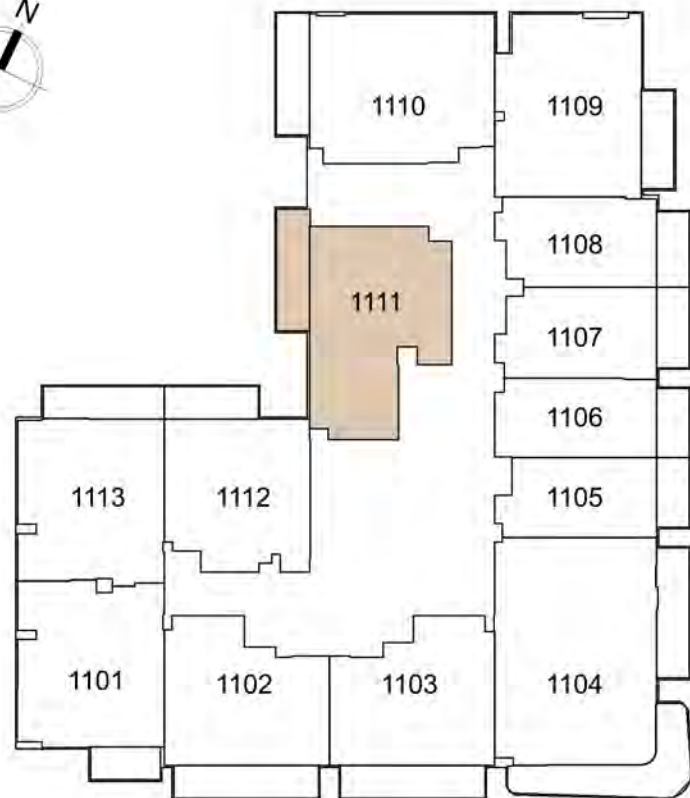


1. All dimensions are in imperial and metric, and measured to structural elements and exclude wall finishes and construction tolerances. 2. All materials, dimensions, and drawings are approximate only. 3. Information is subject to change without notice at developer's absolute discretion. 4. Actual area may vary from the stated area. 5. Drawings not to scale. 6. All images used are for illustrative purposes only and do not represent the actual size, features, specifications, fittings, and furnishings. 7. The developer reserves the right to make revisions / alterations, at its absolute discretion, without any liability whatsoever.

LUME

UNIT : 1111 1 - BEDROOM TYPE E

APARTMENT AREA	591.91 SQ.FT.
BALCONY AREA	93.22 SQ.FT.
TOTAL AREA	685.12 SQ.FT.

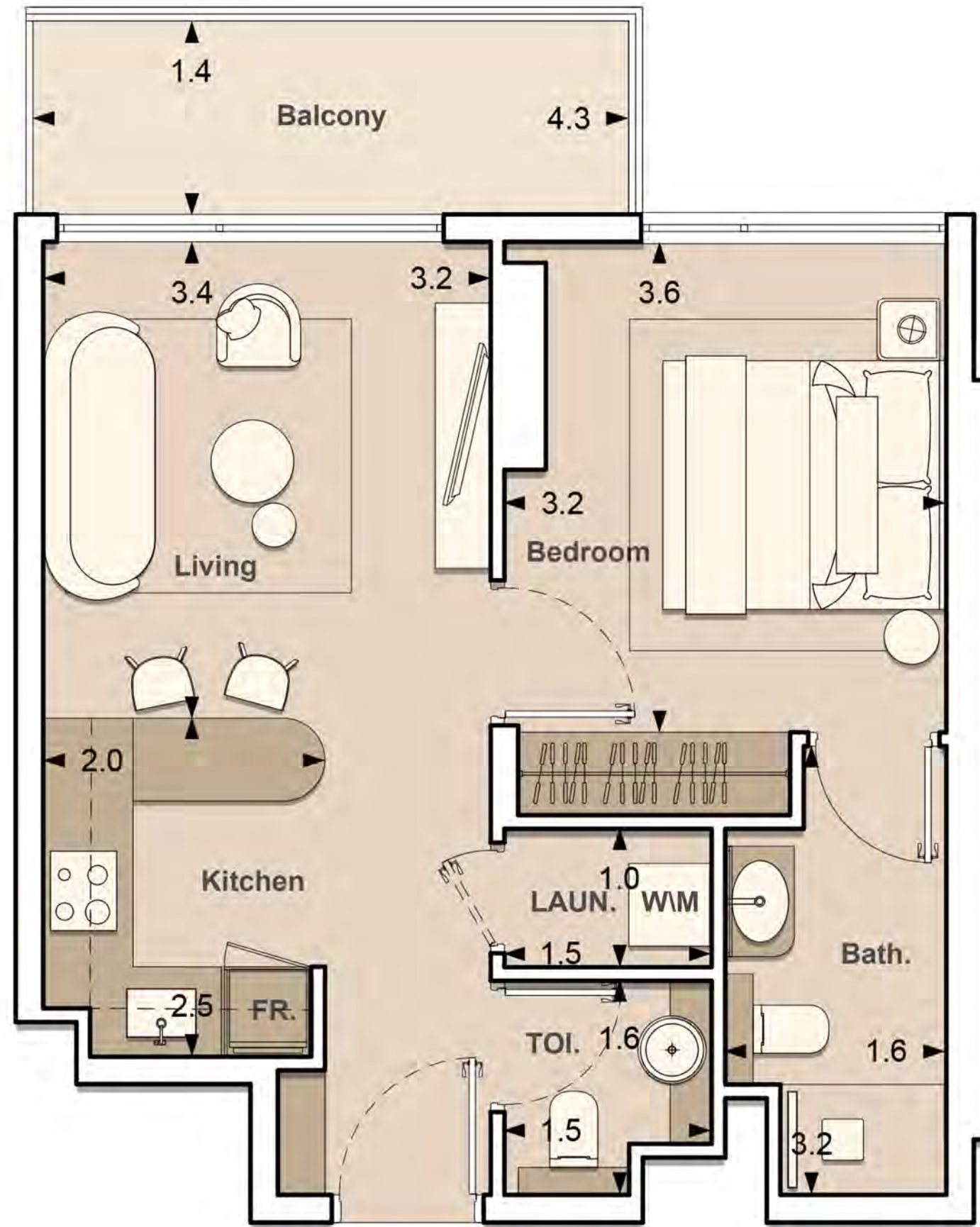
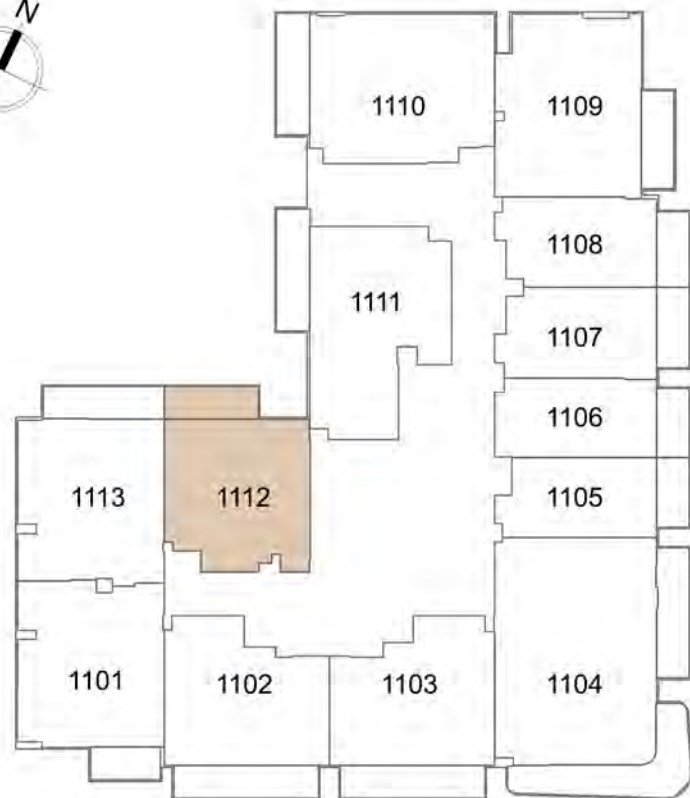


1. All dimensions are in imperial and metric, and measured to structural elements and exclude wall finishes and construction tolerances. 2. All materials, dimensions, and drawings are approximate only. 3. Information is subject to change without notice at developer's absolute discretion. 4. Actual area may vary from the stated area. 5. Drawings not to scale. 6. All images used are for illustrative purposes only and do not represent the actual size, features, specifications, fittings, and furnishings. 7. The developer reserves the right to make revisions / alterations, at its absolute discretion, without any liability whatsoever.

LUME

UNIT : 1112 1 - BEDROOM TYPE F

APARTMENT AREA	491.70	SQ.FT.
BALCONY AREA	71.69	SQ.FT.
TOTAL AREA	563.38	SQ.FT.

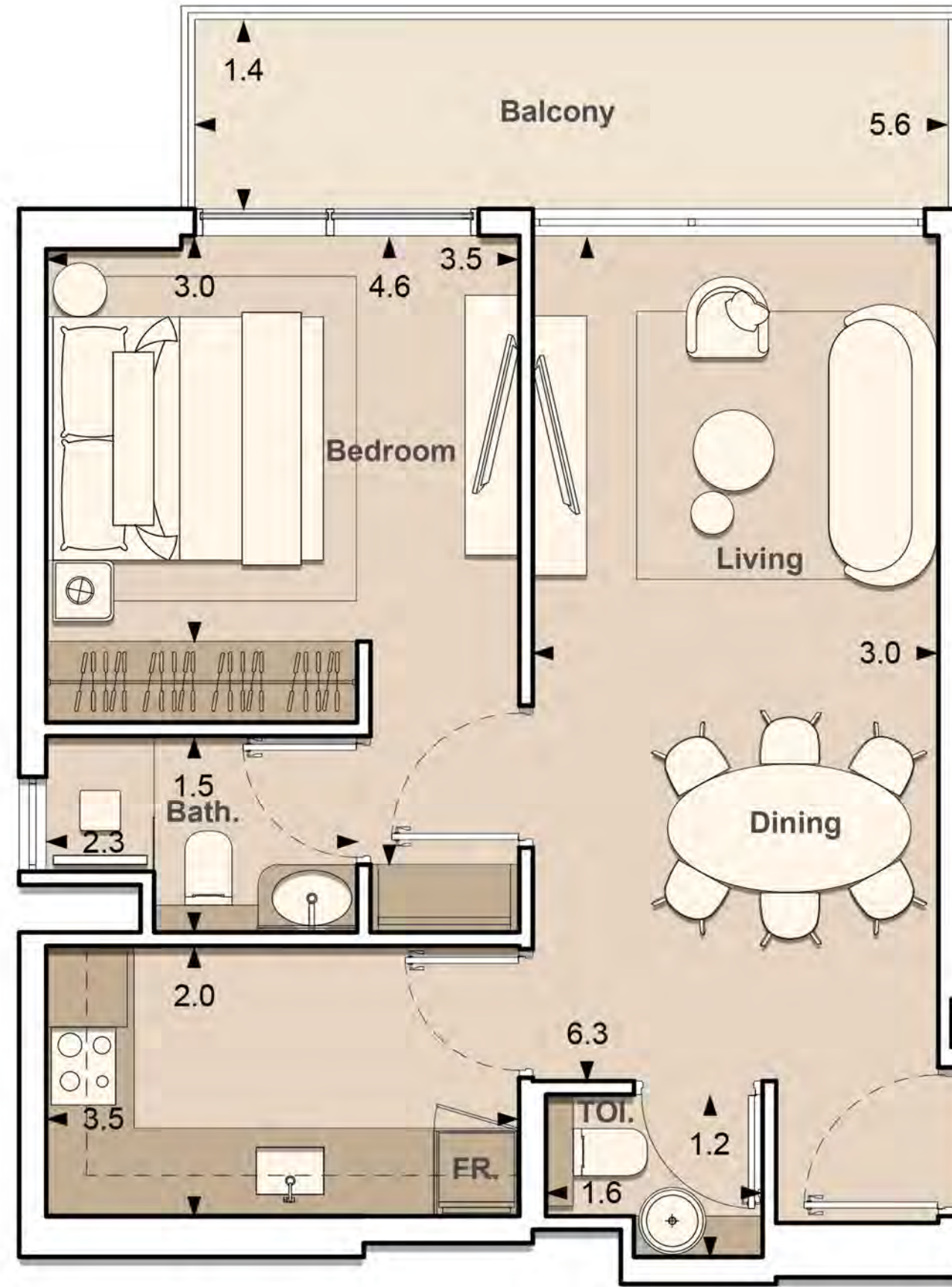
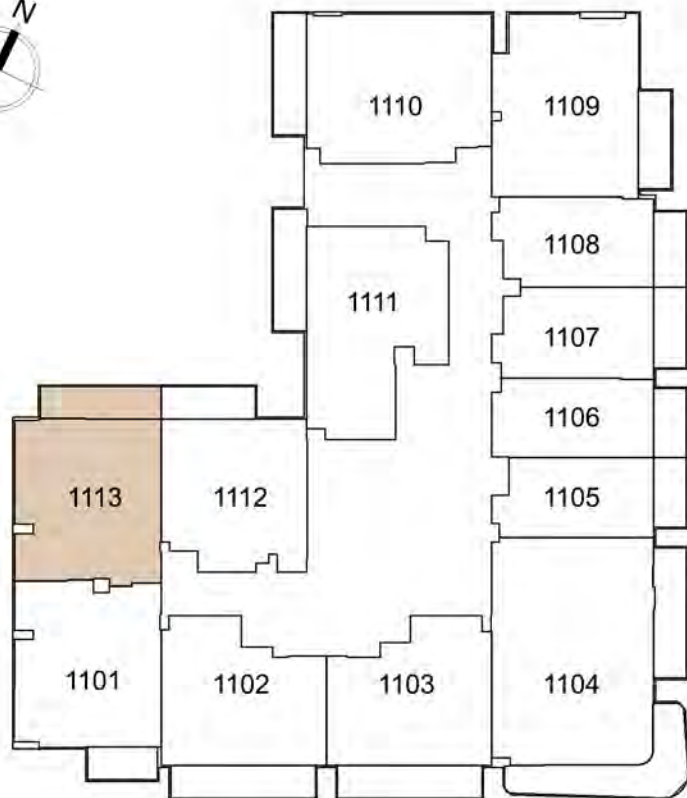


1. All dimensions are in imperial and metric, and measured to structural elements and exclude wall finishes and construction tolerances. 2. All materials, dimensions, and drawings are approximate only. 3. Information is subject to change without notice at developer's absolute discretion. 4. Actual area may vary from the stated area. 5. Drawings not to scale. 6. All images used are for illustrative purposes only and do not represent the actual size, features, specifications, fittings, and furnishings. 7. The developer reserves the right to make revisions / alterations, at its absolute discretion, without any liability whatsoever.

LUME

UNIT : 1113 1 - BEDROOM TYPE G

APARTMENT AREA	547.88 SQ.FT.
BALCONY AREA	91.28 SQ.FT.
TOTAL AREA	639.16 SQ.FT.



1. All dimensions are in imperial and metric, and measured to structural elements and exclude wall finishes and construction tolerances. 2. All materials, dimensions, and drawings are approximate only. 3. Information is subject to change without notice at developer's absolute discretion. 4. Actual area may vary from the stated area. 5. Drawings not to scale. 6. All images used are for illustrative purposes only and do not represent the actual size, features, specifications, fittings, and furnishings. 7. The developer reserves the right to make revisions / alterations, at its absolute discretion, without any liability whatsoever.

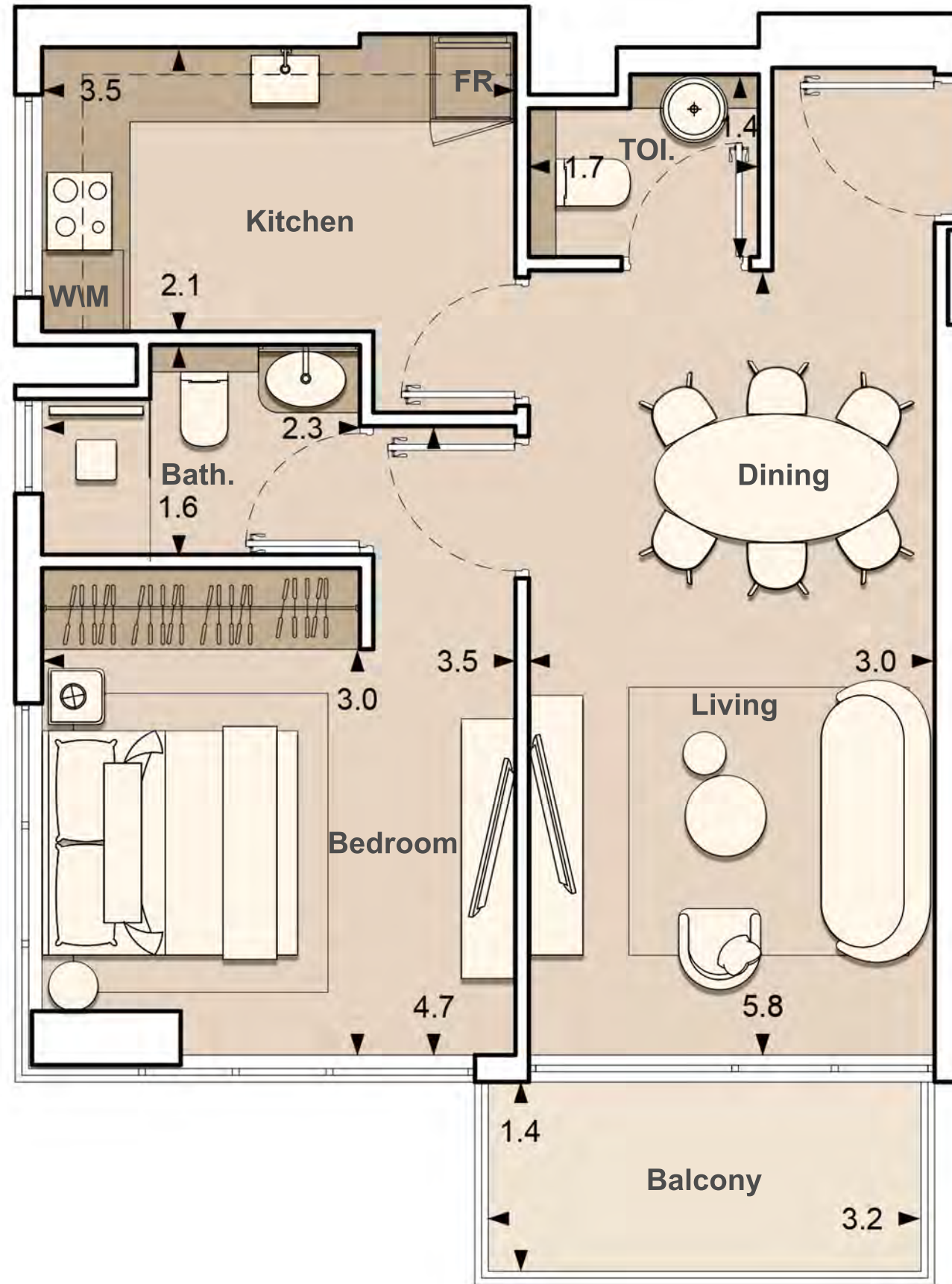
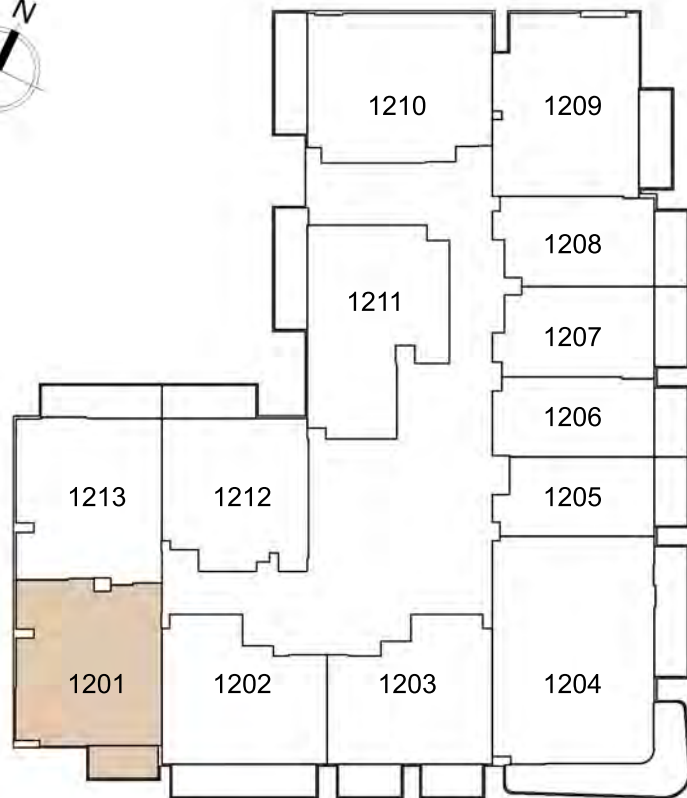


12TH FLOOR

LUME

UNIT : 1201 1 - BEDROOM TYPE B

APARTMENT AREA	549.28 SQ.FT.
BALCONY AREA	53.39 SQ.FT.
TOTAL AREA	602.67 SQ.FT.

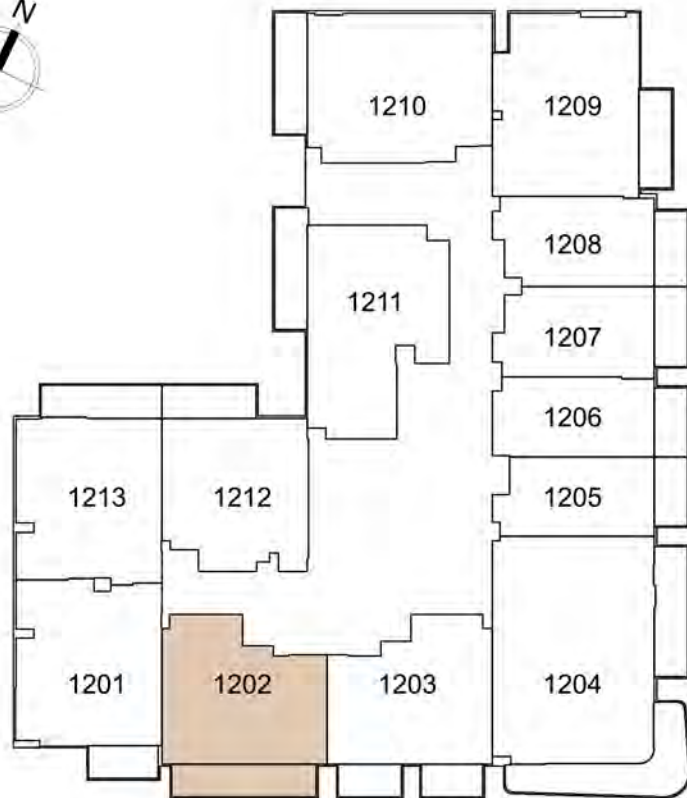


1. All dimensions are in imperial and metric, and measured to structural elements and exclude wall finishes and construction tolerances. 2. All materials, dimensions, and drawings are approximate only. 3. Information is subject to change without notice at developer's absolute discretion. 4. Actual area may vary from the stated area. 5. Drawings not to scale. 6. All images used are for illustrative purposes only and do not represent the actual size, features, specifications, fittings, and furnishings. 7. The developer reserves the right to make revisions / alterations, at its absolute discretion, without any liability whatsoever.

LUME

UNIT : 1202 1 - BEDROOM TYPE A

APARTMENT AREA	497.51 SQ.FT.
BALCONY AREA	110.22 SQ.FT.
TOTAL AREA	607.73 SQ.FT.

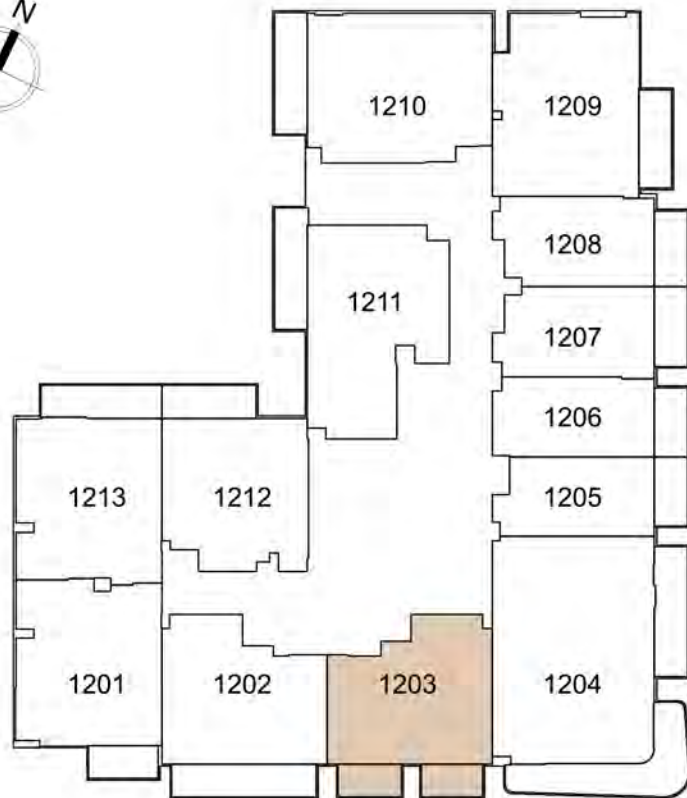


1. All dimensions are in imperial and metric, and measured to structural elements and exclude wall finishes and construction tolerances. 2. All materials, dimensions, and drawings are approximate only. 3. Information is subject to change without notice at developer's absolute discretion. 4. Actual area may vary from the stated area. 5. Drawings not to scale. 6. All images used are for illustrative purposes only and do not represent the actual size, features, specifications, fittings, and furnishings. 7. The developer reserves the right to make revisions / alterations, at its absolute discretion, without any liability whatsoever.

LUME

UNIT : 1203 1 - BEDROOM TYPE A

APARTMENT AREA	500.20 SQ.FT.
BALCONY AREA	94.83 SQ.FT.
TOTAL AREA	595.03 SQ.FT.

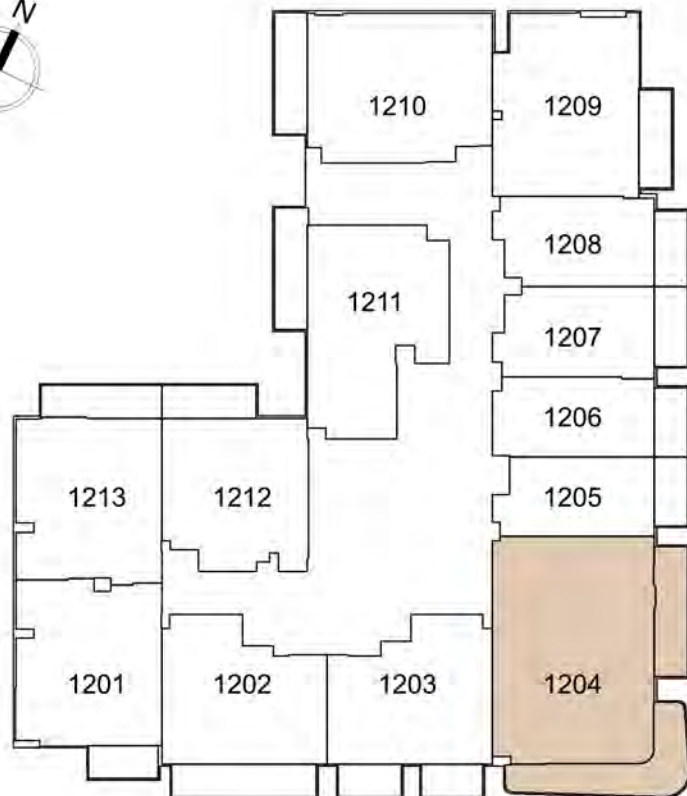


1. All dimensions are in imperial and metric, and measured to structural elements and exclude wall finishes and construction tolerances. 2. All materials, dimensions, and drawings are approximate only. 3. Information is subject to change without notice at developer's absolute discretion. 4. Actual area may vary from the stated area. 5. Drawings not to scale. 6. All images used are for illustrative purposes only and do not represent the actual size, features, specifications, fittings, and furnishings. 7. The developer reserves the right to make revisions / alterations, at its absolute discretion, without any liability whatsoever.

LUME

UNIT : 1204 2 - BEDROOM TYPE A

APARTMENT AREA	843.35 SQ.FT.
BALCONY AREA	274.80 SQ.FT.
TOTAL AREA	1118.16 SQ.FT.

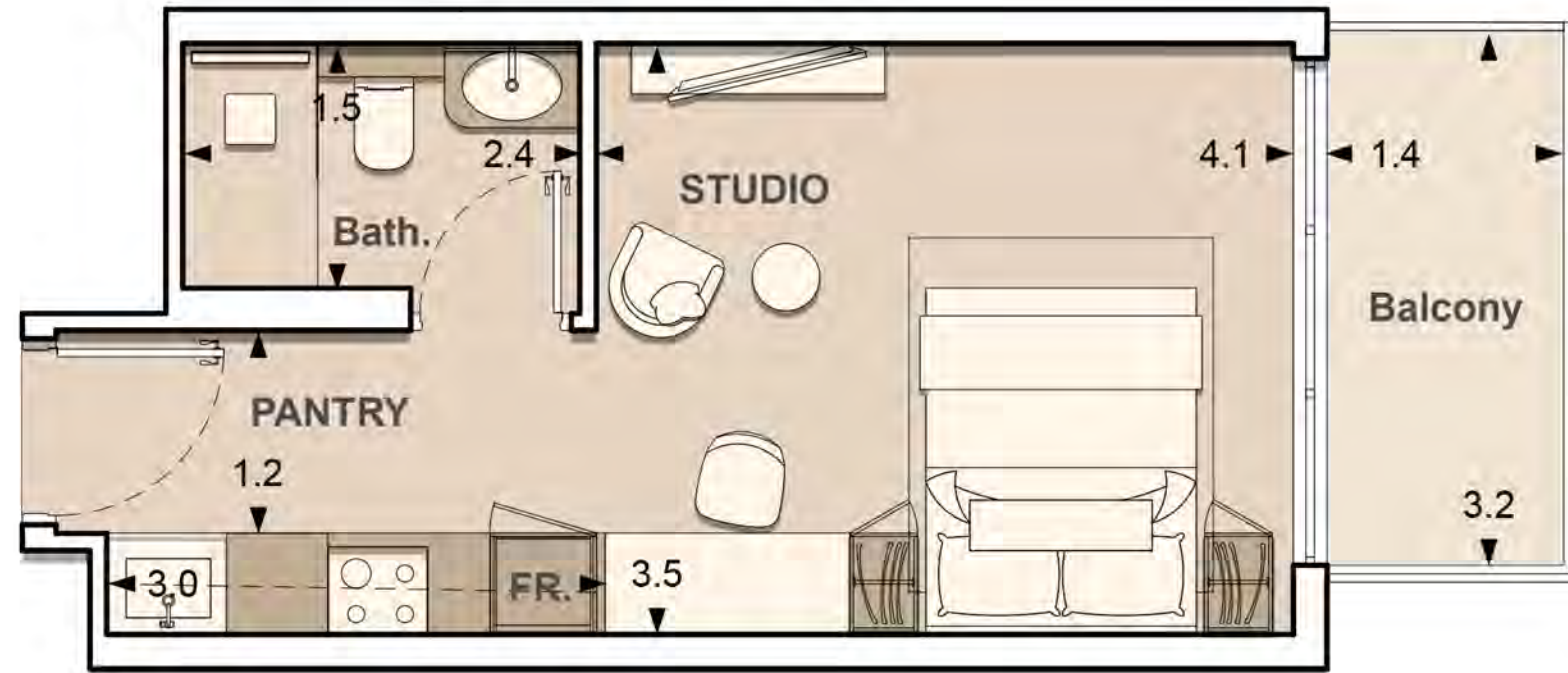
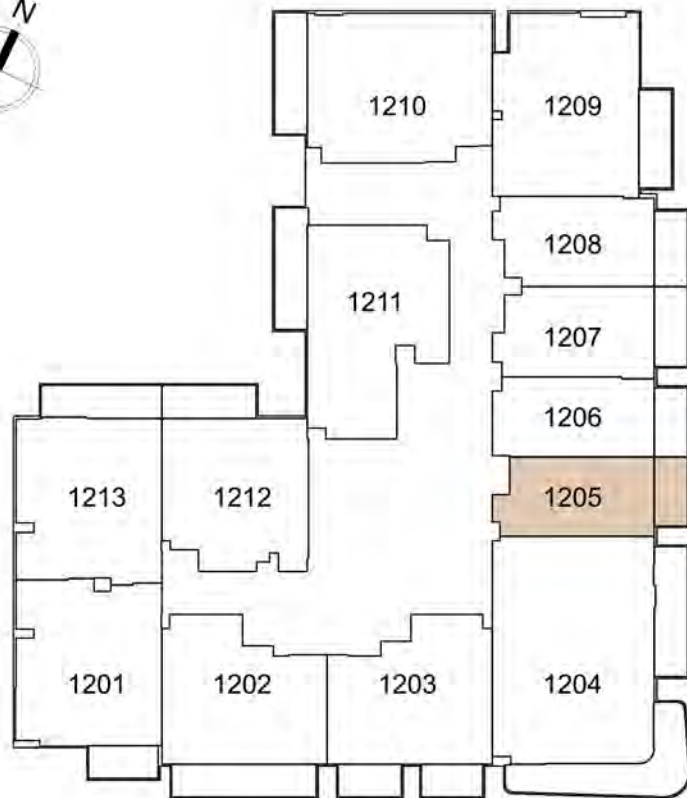


1. All dimensions are in imperial and metric, and measured to structural elements and exclude wall finishes and construction tolerances. 2. All materials, dimensions, and drawings are approximate only. 3. Information is subject to change without notice at developer's absolute discretion. 4. Actual area may vary from the stated area. 5. Drawings not to scale. 6. All images used are for illustrative purposes only and do not represent the actual size, features, specifications, fittings, and furnishings. 7. The developer reserves the right to make revisions / alterations, at its absolute discretion, without any liability whatsoever.

LUME

UNIT : 1205 STUDIO TYPE C

APARTMENT AREA	282.34 SQ.FT.
BALCONY AREA	52.74 SQ.FT.
TOTAL AREA	335.08 SQ.FT.

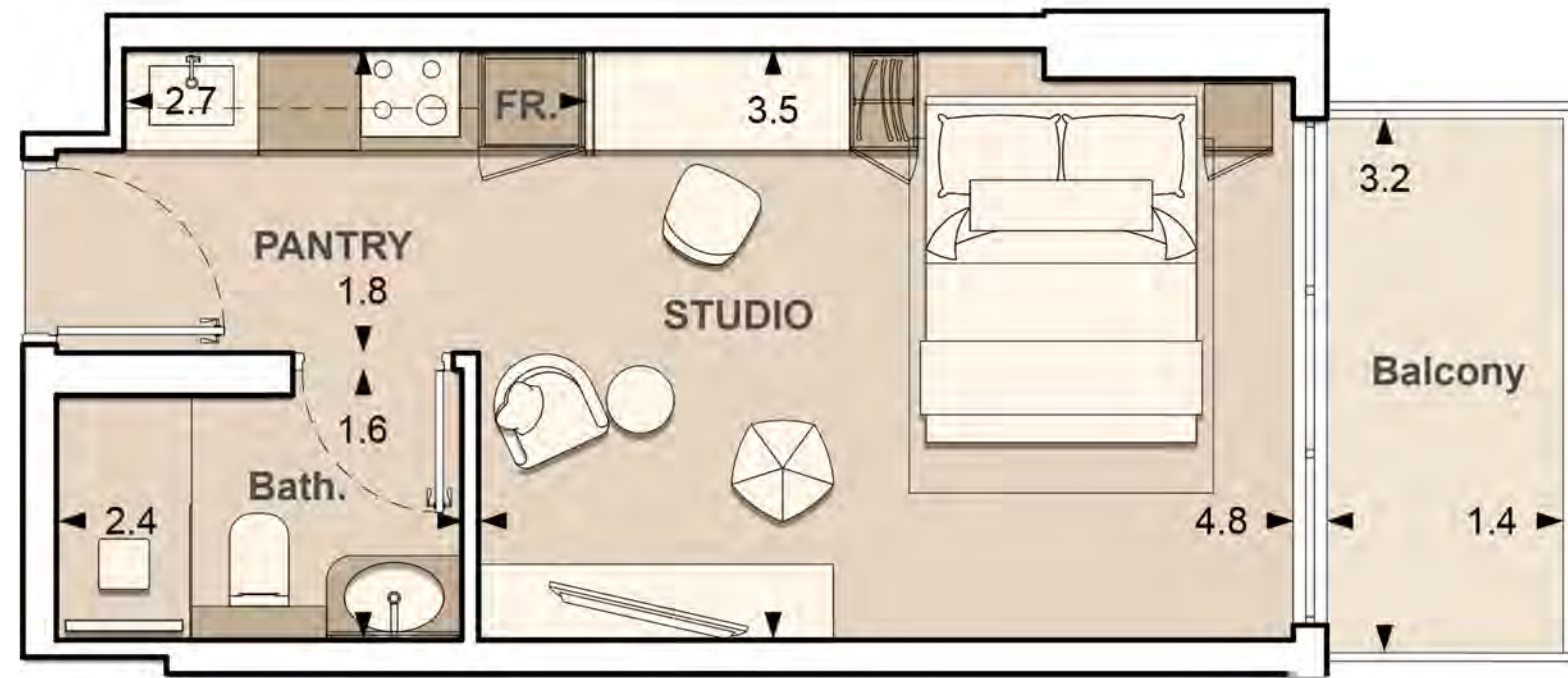
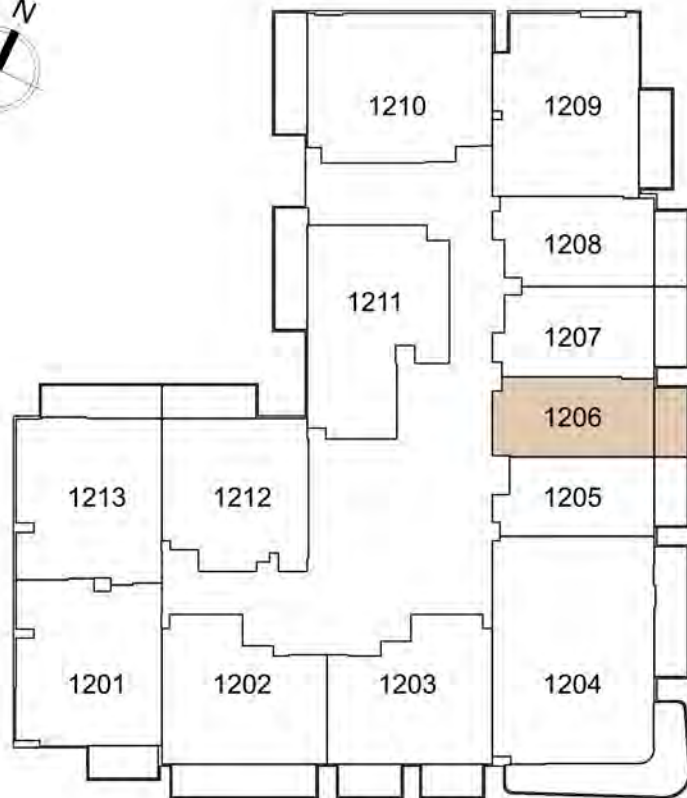


1. All dimensions are in imperial and metric, and measured to structural elements and exclude wall finishes and construction tolerances. 2. All materials, dimensions, and drawings are approximate only. 3. Information is subject to change without notice at developer's absolute discretion. 4. Actual area may vary from the stated area. 5. Drawings not to scale. 6. All images used are for illustrative purposes only and do not represent the actual size, features, specifications, fittings, and furnishings. 7. The developer reserves the right to make revisions / alterations, at its absolute discretion, without any liability whatsoever.

LUME

UNIT : 1206 STUDIO TYPE B

APARTMENT AREA	294.82 SQ.FT.
BALCONY AREA	52.74 SQ.FT.
TOTAL AREA	347.57 SQ.FT.

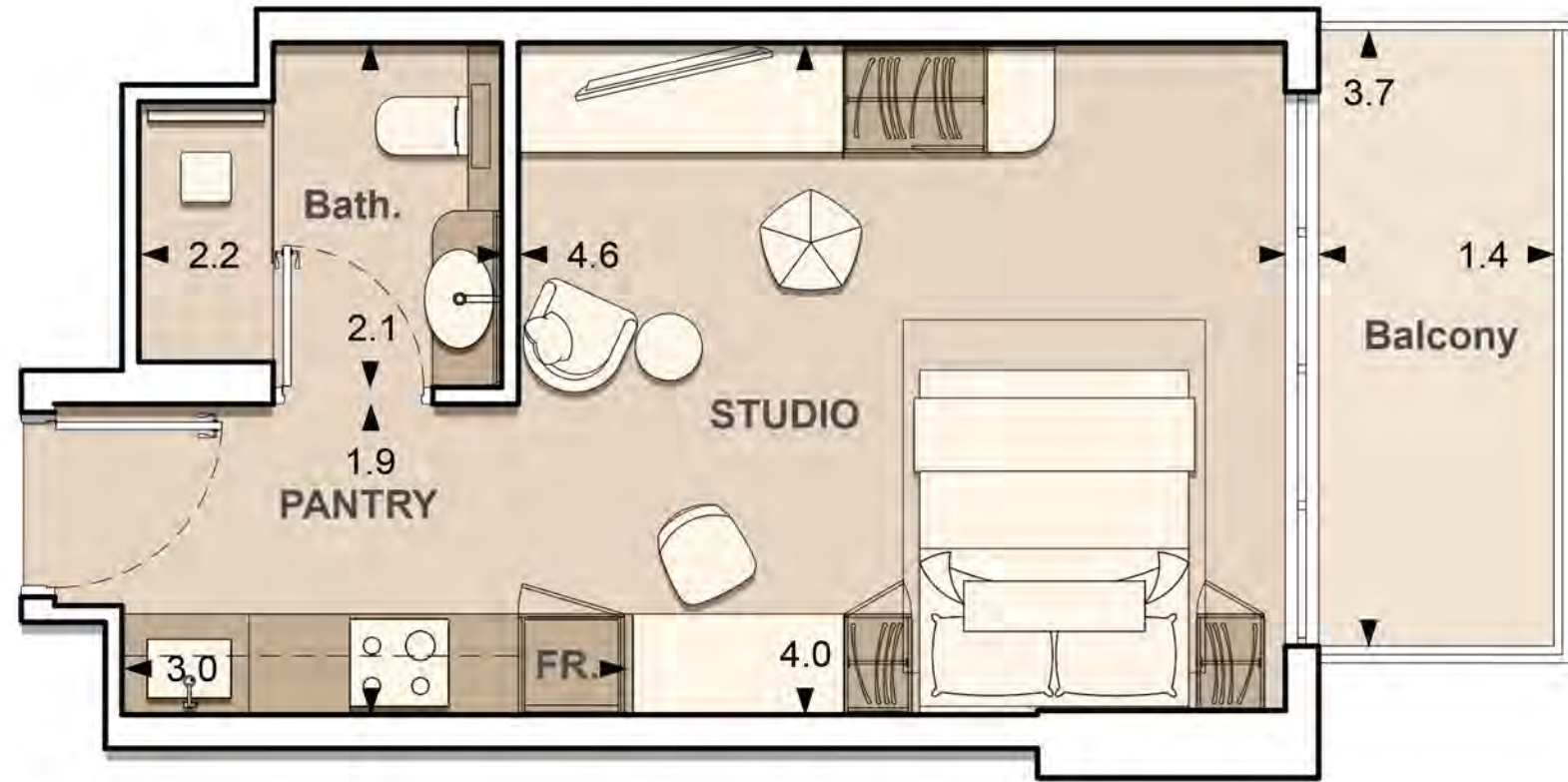
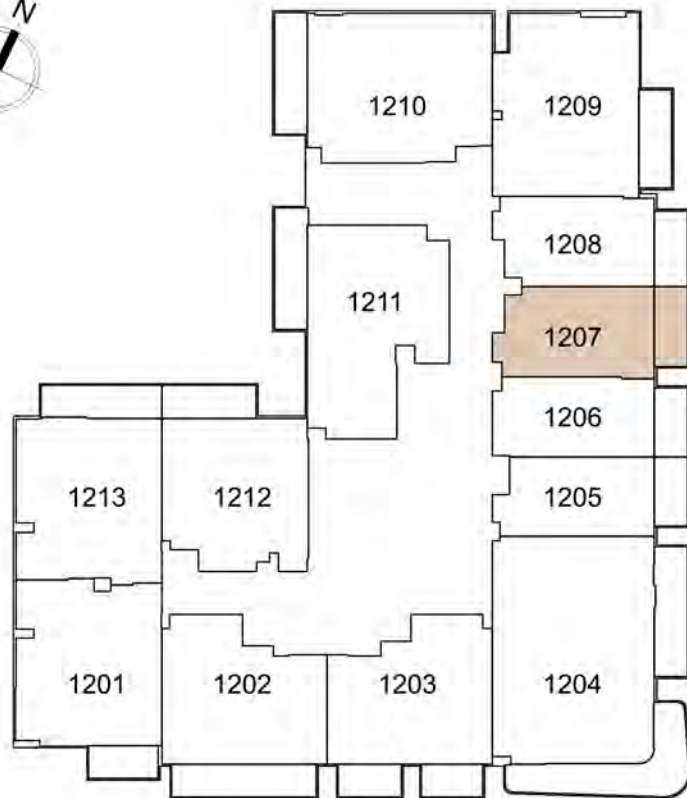


1. All dimensions are in imperial and metric, and measured to structural elements and exclude wall finishes and construction tolerances. 2. All materials, dimensions, and drawings are approximate only. 3. Information is subject to change without notice at developer's absolute discretion. 4. Actual area may vary from the stated area. 5. Drawings not to scale. 6. All images used are for illustrative purposes only and do not represent the actual size, features, specifications, fittings, and furnishings. 7. The developer reserves the right to make revisions / alterations, at its absolute discretion, without any liability whatsoever.

LUME

UNIT : 1207 STUDIO TYPE A

APARTMENT AREA	321.84	SQ.FT.
BALCONY AREA	61.03	SQ.FT.
TOTAL AREA	382.87	SQ.FT.

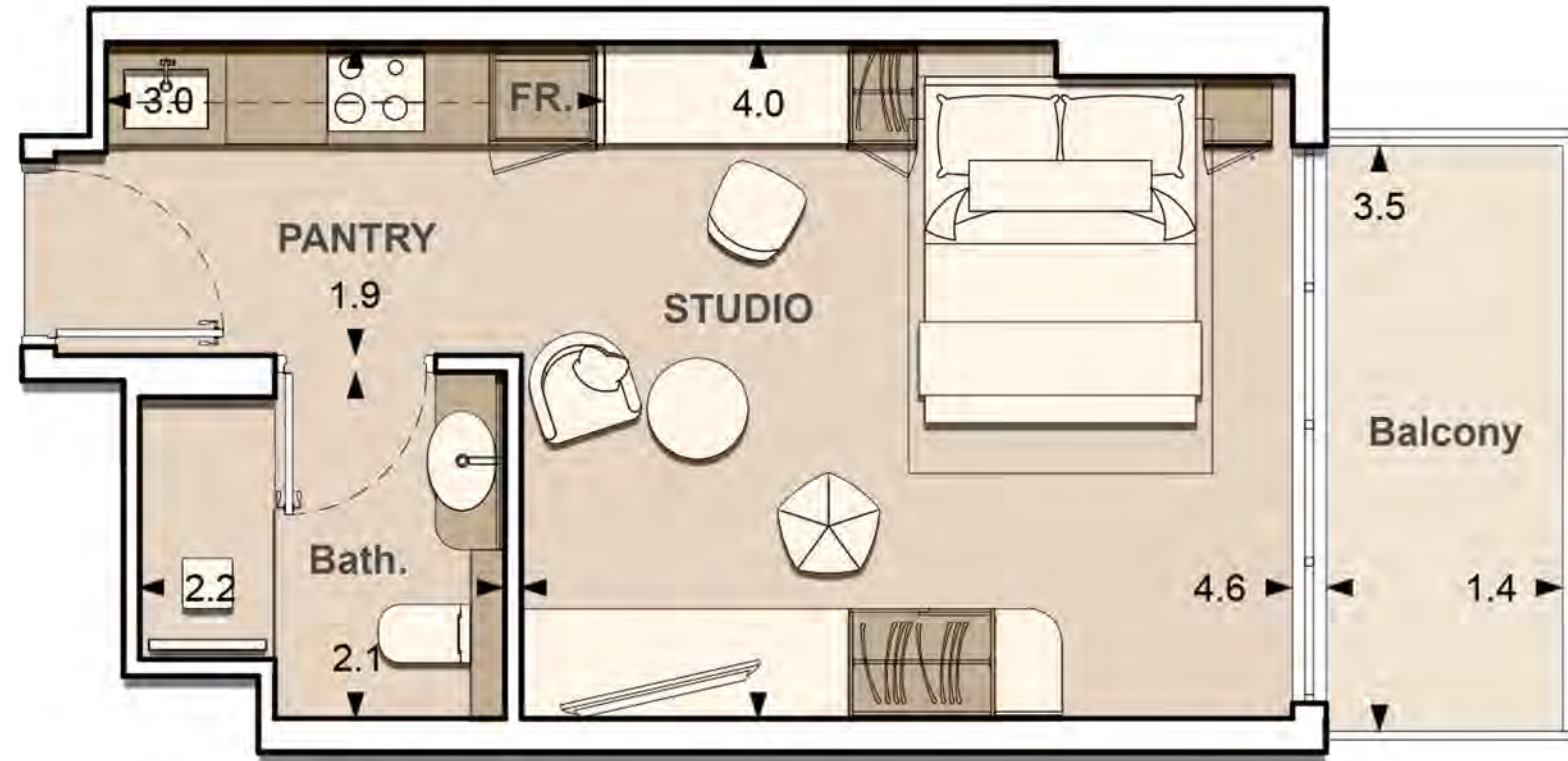
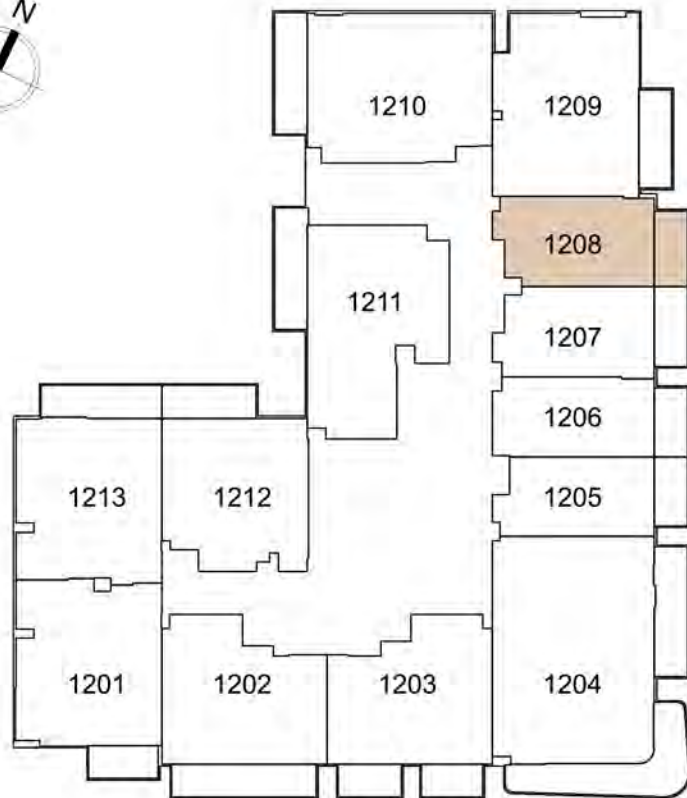


1. All dimensions are in imperial and metric, and measured to structural elements and exclude wall finishes and construction tolerances. 2. All materials, dimensions, and drawings are approximate only. 3. Information is subject to change without notice at developer's absolute discretion. 4. Actual area may vary from the stated area. 5. Drawings not to scale. 6. All images used are for illustrative purposes only and do not represent the actual size, features, specifications, fittings, and furnishings. 7. The developer reserves the right to make revisions / alterations, at its absolute discretion, without any liability whatsoever.

LUME

UNIT : 1208 STUDIO TYPE A

APARTMENT AREA	319.69	SQ.FT.
BALCONY AREA	57.69	SQ.FT.
TOTAL AREA	377.38	SQ.FT.

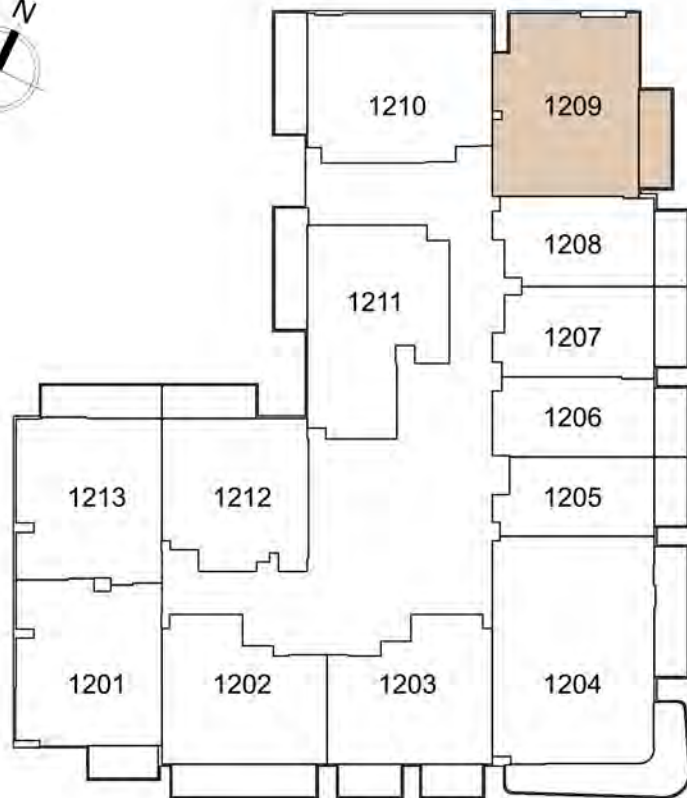


1. All dimensions are in imperial and metric, and measured to structural elements and exclude wall finishes and construction tolerances. 2. All materials, dimensions, and drawings are approximate only. 3. Information is subject to change without notice at developer's absolute discretion. 4. Actual area may vary from the stated area. 5. Drawings not to scale. 6. All images used are for illustrative purposes only and do not represent the actual size, features, specifications, fittings, and furnishings. 7. The developer reserves the right to make revisions / alterations, at its absolute discretion, without any liability whatsoever.

LUME

UNIT : 1209 1 - BEDROOM TYPE C

APARTMENT AREA	601.70 SQ.FT.
BALCONY AREA	74.70 SQ.FT.
TOTAL AREA	676.40 SQ.FT.

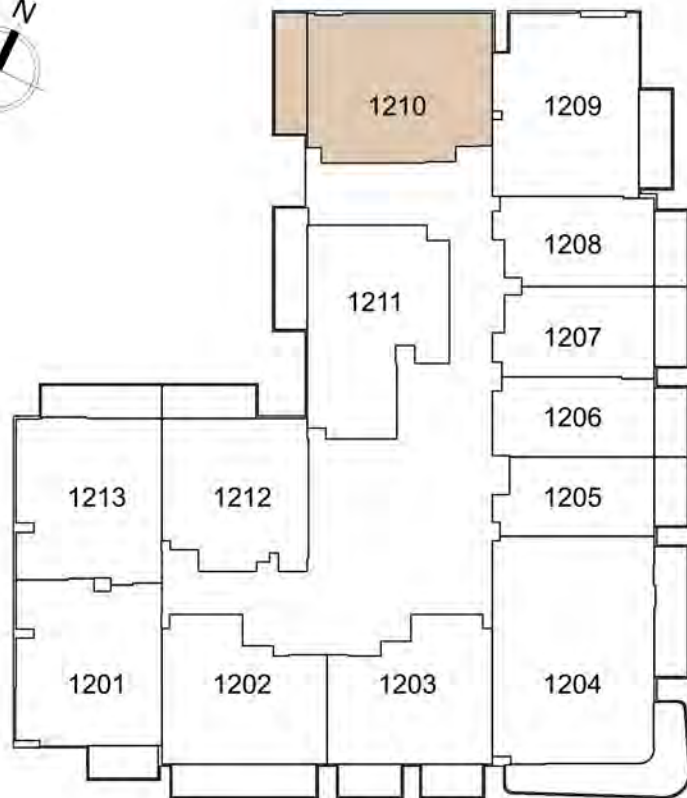


1. All dimensions are in imperial and metric, and measured to structural elements and exclude wall finishes and construction tolerances. 2. All materials, dimensions, and drawings are approximate only. 3. Information is subject to change without notice at developer's absolute discretion. 4. Actual area may vary from the stated area. 5. Drawings not to scale. 6. All images used are for illustrative purposes only and do not represent the actual size, features, specifications, fittings, and furnishings. 7. The developer reserves the right to make revisions / alterations, at its absolute discretion, without any liability whatsoever.

LUME

UNIT : 1210 1 - BEDROOM TYPE D

APARTMENT AREA	622.26 SQ.FT.
BALCONY AREA	92.78 SQ.FT.
TOTAL AREA	715.05 SQ.FT.

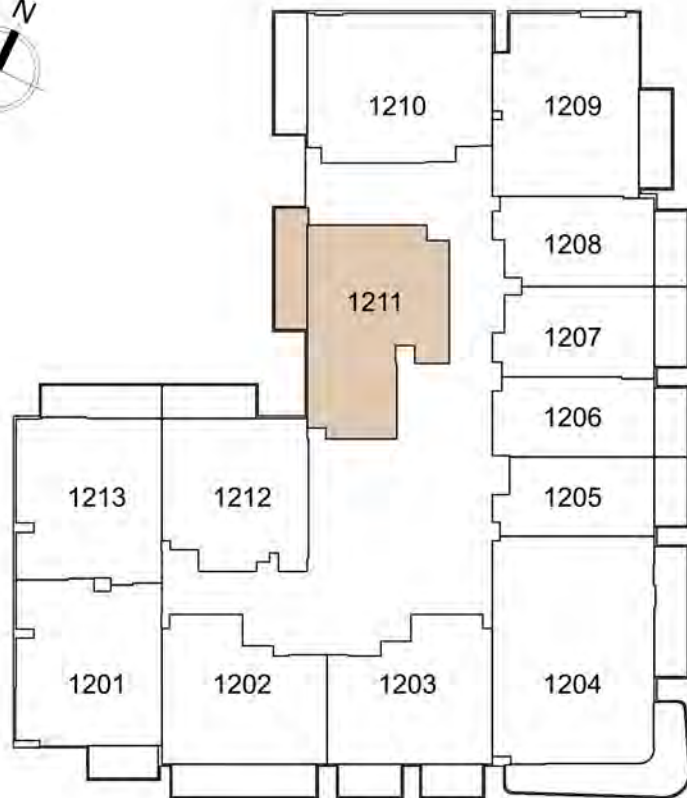


1. All dimensions are in imperial and metric, and measured to structural elements and exclude wall finishes and construction tolerances. 2. All materials, dimensions, and drawings are approximate only. 3. Information is subject to change without notice at developer's absolute discretion. 4. Actual area may vary from the stated area. 5. Drawings not to scale. 6. All images used are for illustrative purposes only and do not represent the actual size, features, specifications, fittings, and furnishings. 7. The developer reserves the right to make revisions / alterations, at its absolute discretion, without any liability whatsoever.

LUME

UNIT : 1211 1 - BEDROOM TYPE E

APARTMENT AREA	591.91 SQ.FT.
BALCONY AREA	93.22 SQ.FT.
TOTAL AREA	685.12 SQ.FT.

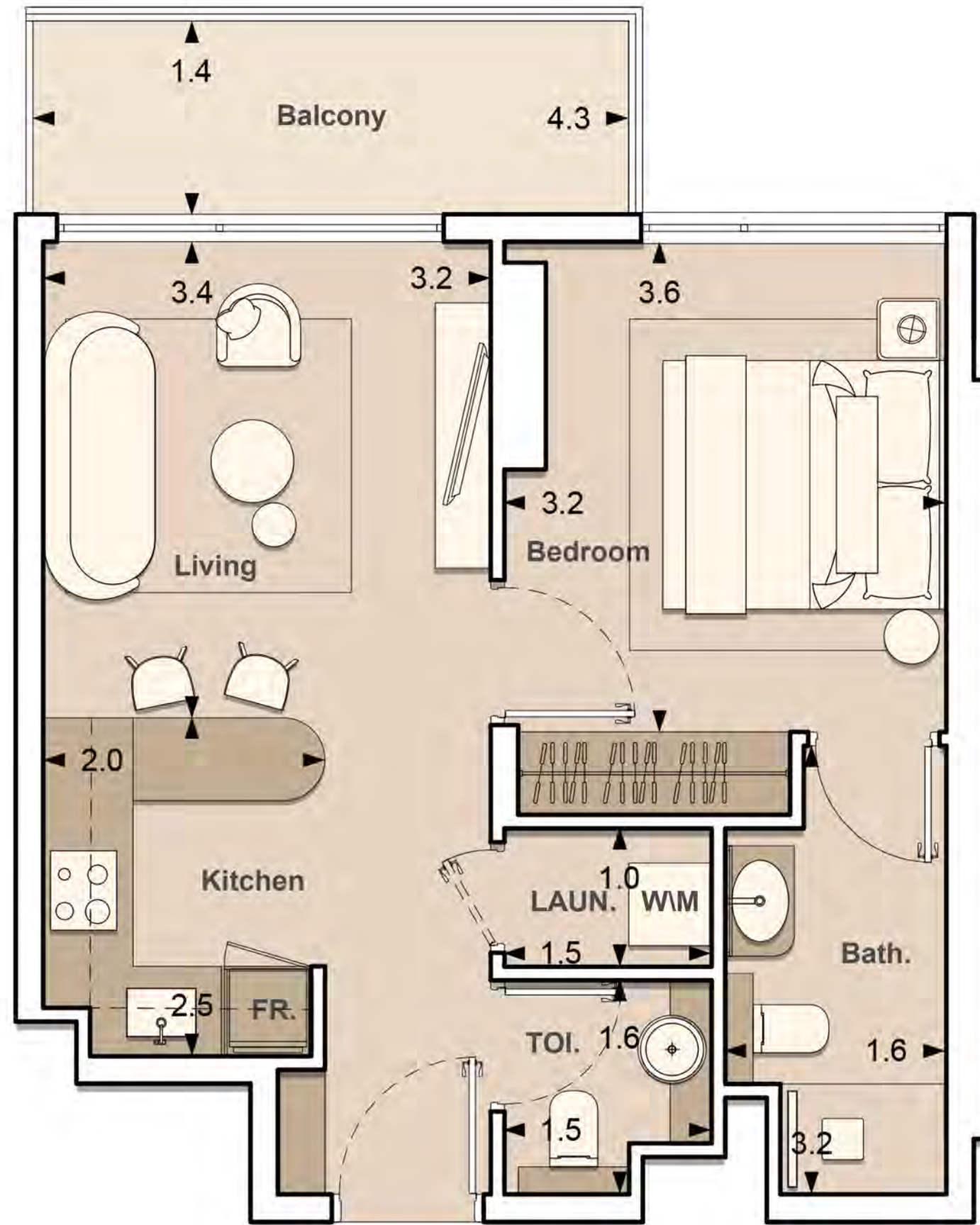
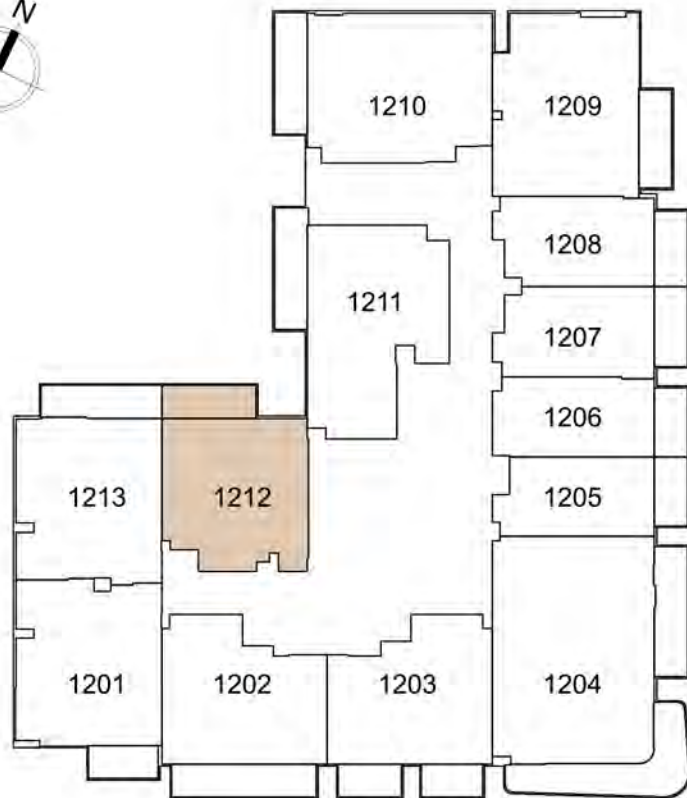


1. All dimensions are in imperial and metric, and measured to structural elements and exclude wall finishes and construction tolerances. 2. All materials, dimensions, and drawings are approximate only. 3. Information is subject to change without notice at developer's absolute discretion. 4. Actual area may vary from the stated area. 5. Drawings not to scale. 6. All images used are for illustrative purposes only and do not represent the actual size, features, specifications, fittings, and furnishings. 7. The developer reserves the right to make revisions / alterations, at its absolute discretion, without any liability whatsoever.

LUME

UNIT : 1212 1 - BEDROOM TYPE F

APARTMENT AREA	491.70	SQ.FT.
BALCONY AREA	71.69	SQ.FT.
TOTAL AREA	563.38	SQ.FT.

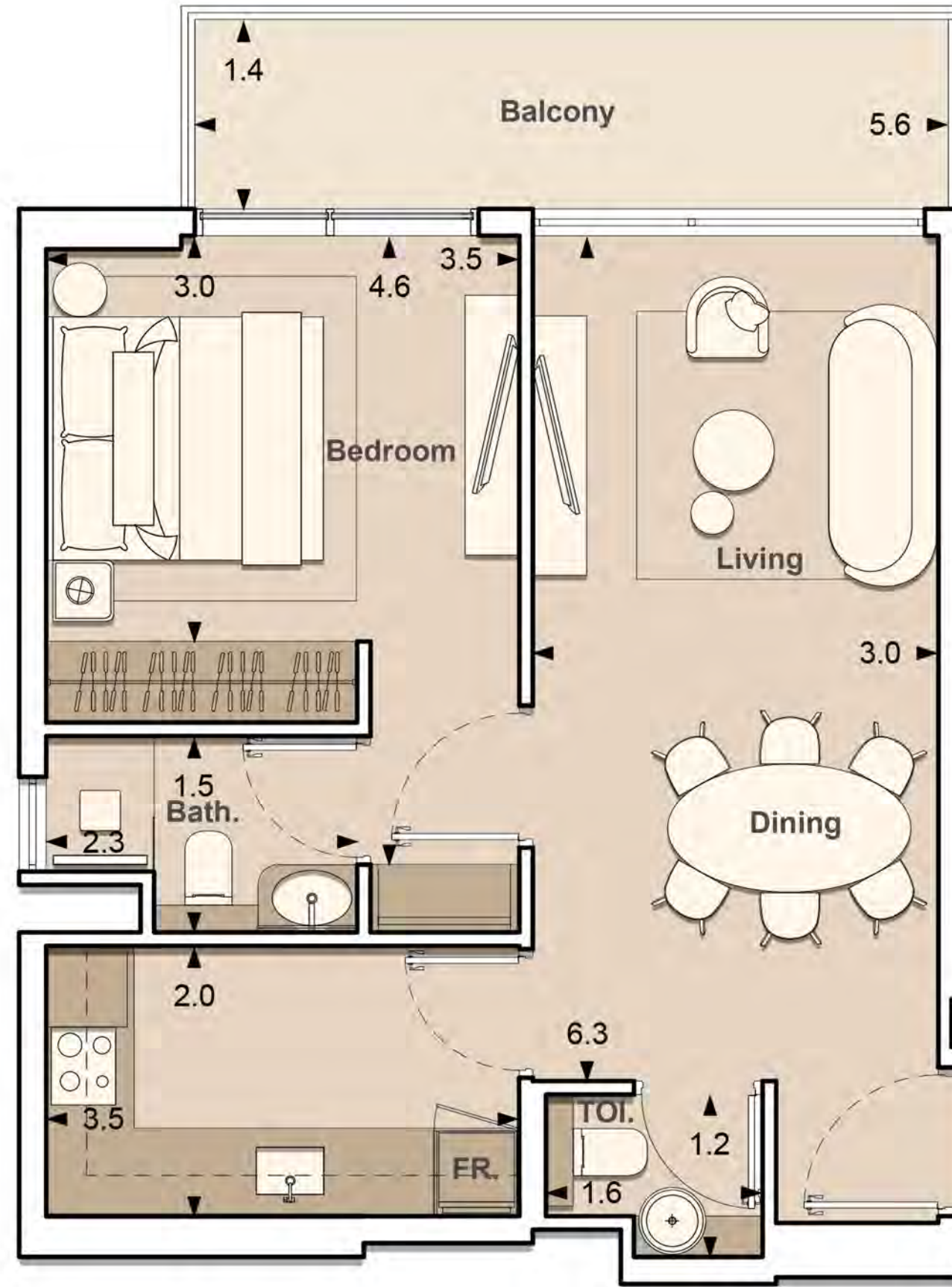
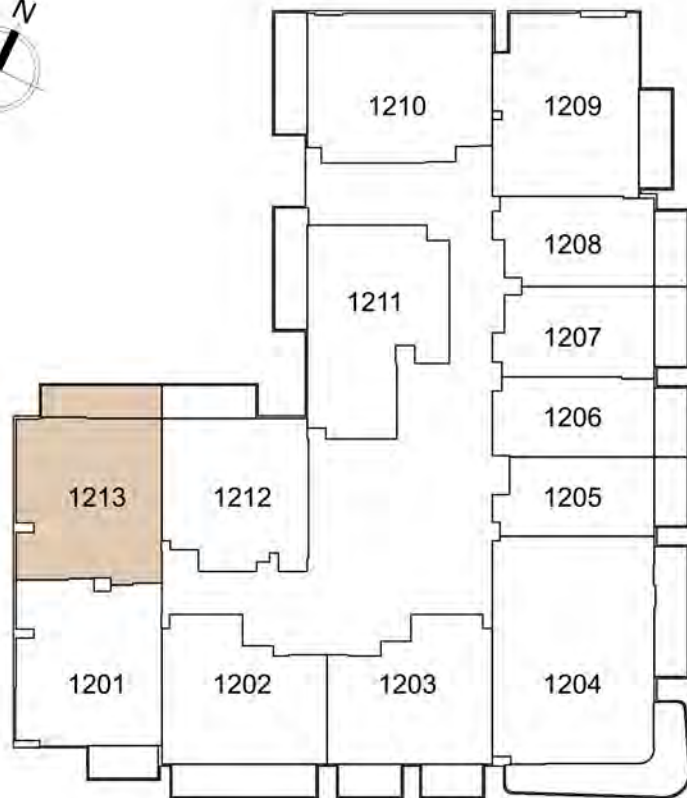


1. All dimensions are in imperial and metric, and measured to structural elements and exclude wall finishes and construction tolerances. 2. All materials, dimensions, and drawings are approximate only. 3. Information is subject to change without notice at developer's absolute discretion. 4. Actual area may vary from the stated area. 5. Drawings not to scale. 6. All images used are for illustrative purposes only and do not represent the actual size, features, specifications, fittings, and furnishings. 7. The developer reserves the right to make revisions / alterations, at its absolute discretion, without any liability whatsoever.

LUME

UNIT : 1213 1 - BEDROOM TYPE G

APARTMENT AREA	548.53 SQ.FT.
BALCONY AREA	91.28 SQ.FT.
TOTAL AREA	639.81 SQ.FT.



1. All dimensions are in imperial and metric, and measured to structural elements and exclude wall finishes and construction tolerances. 2. All materials, dimensions, and drawings are approximate only. 3. Information is subject to change without notice at developer's absolute discretion. 4. Actual area may vary from the stated area. 5. Drawings not to scale. 6. All images used are for illustrative purposes only and do not represent the actual size, features, specifications, fittings, and furnishings. 7. The developer reserves the right to make revisions / alterations, at its absolute discretion, without any liability whatsoever.

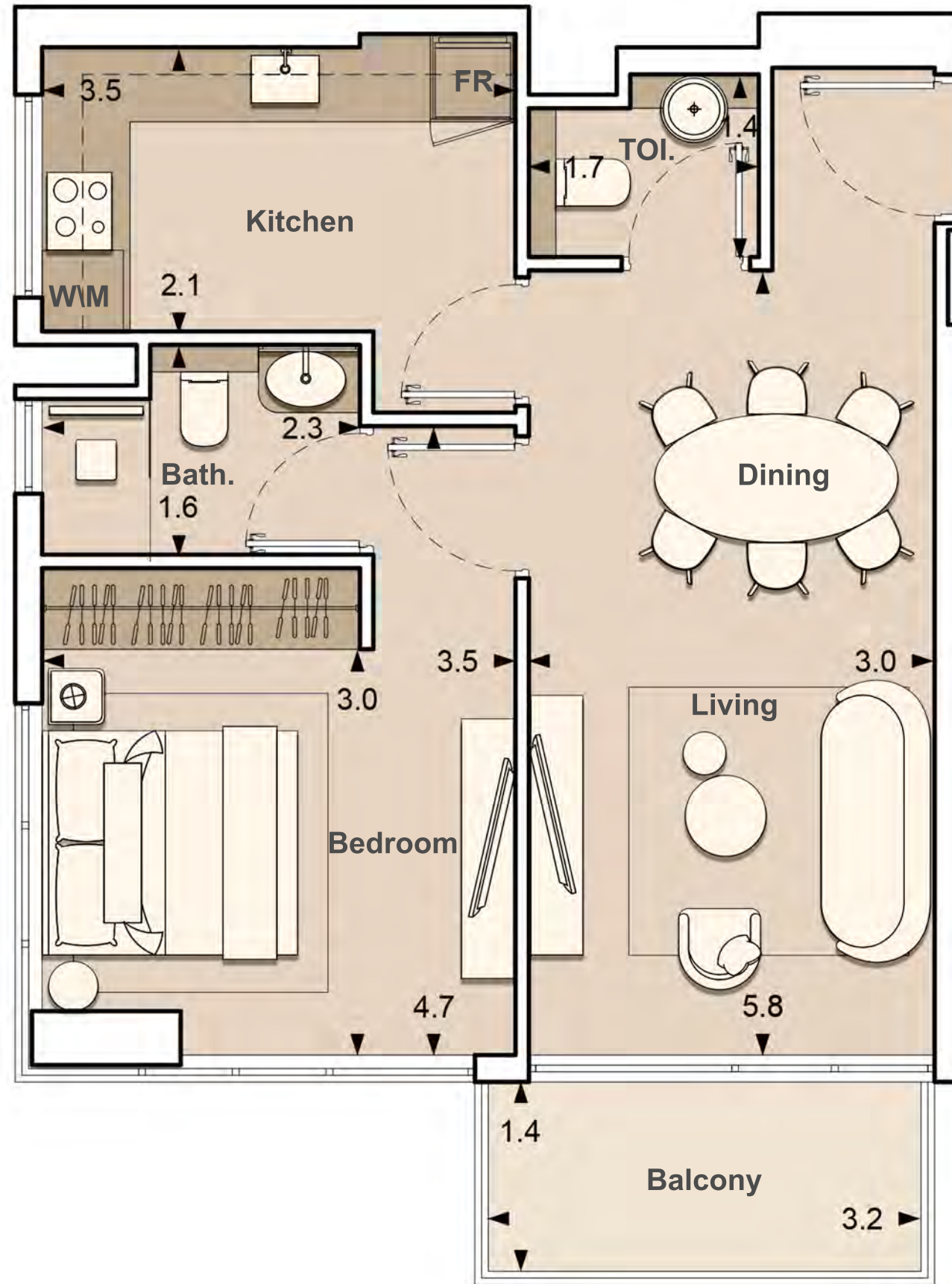
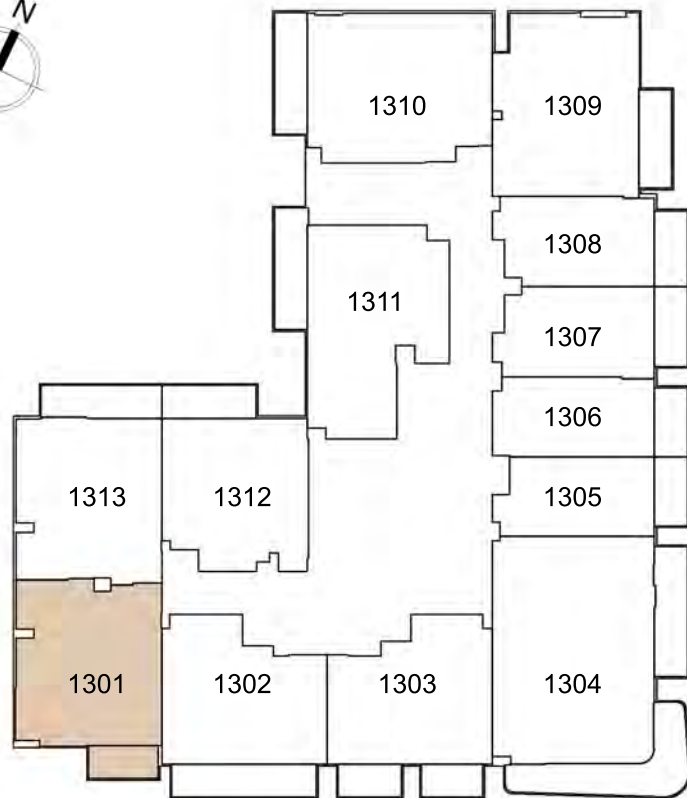


13TH FLOOR

LUME

UNIT : 1301 1 - BEDROOM TYPE B

APARTMENT AREA	549.28 SQ.FT.
BALCONY AREA	53.39 SQ.FT.
TOTAL AREA	602.67 SQ.FT.

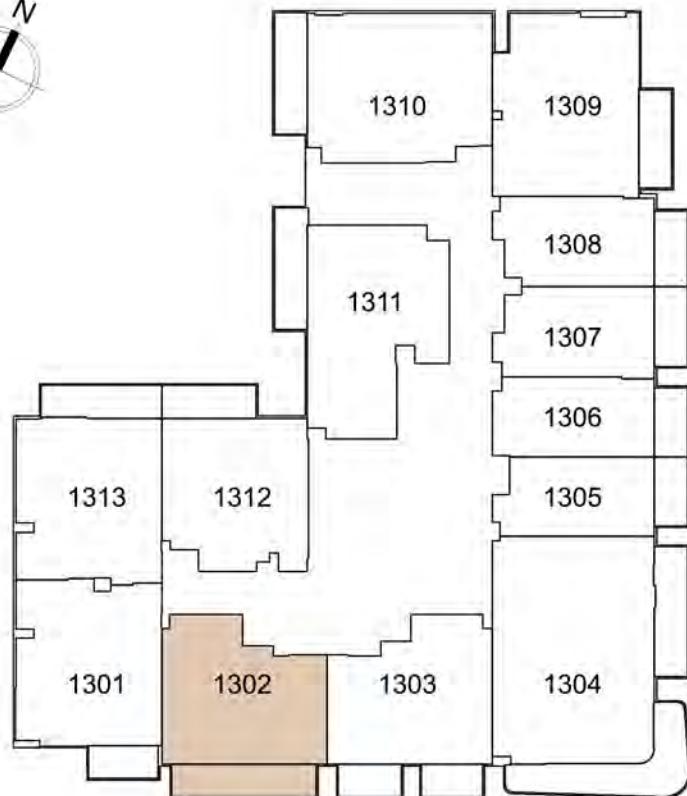


1. All dimensions are in imperial and metric, and measured to structural elements and exclude wall finishes and construction tolerances. 2. All materials, dimensions, and drawings are approximate only. 3. Information is subject to change without notice at developer's absolute discretion. 4. Actual area may vary from the stated area. 5. Drawings not to scale. 6. All images used are for illustrative purposes only and do not represent the actual size, features, specifications, fittings, and furnishings. 7. The developer reserves the right to make revisions / alterations, at its absolute discretion, without any liability whatsoever.

LUME

UNIT : 1302 1 - BEDROOM TYPE A

APARTMENT AREA	497.51 SQ.FT.
BALCONY AREA	110.22 SQ.FT.
TOTAL AREA	607.73 SQ.FT.

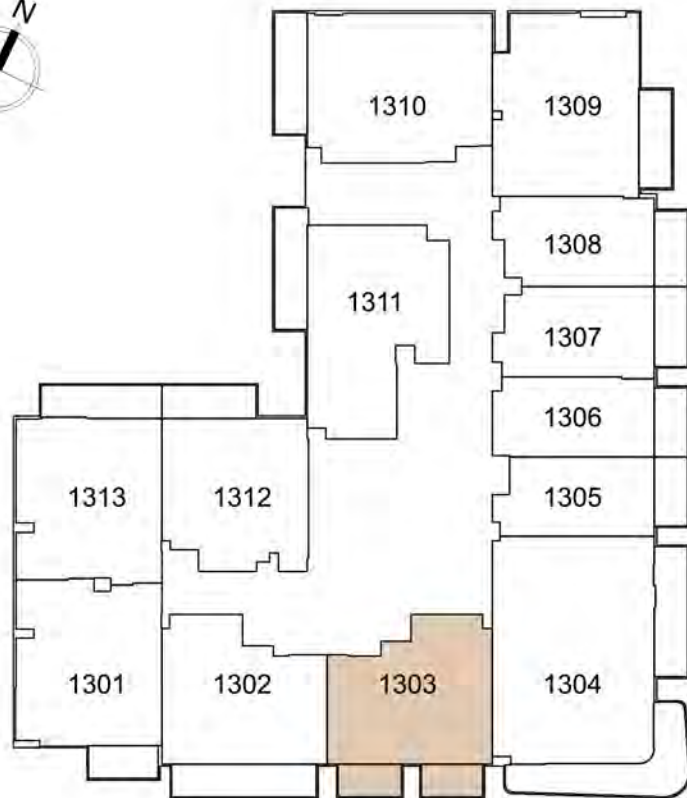


1. All dimensions are in imperial and metric, and measured to structural elements and exclude wall finishes and construction tolerances. 2. All materials, dimensions, and drawings are approximate only. 3. Information is subject to change without notice at developer's absolute discretion. 4. Actual area may vary from the stated area. 5. Drawings not to scale. 6. All images used are for illustrative purposes only and do not represent the actual size, features, specifications, fittings, and furnishings. 7. The developer reserves the right to make revisions / alterations, at its absolute discretion, without any liability whatsoever.

LUME

UNIT : 1303 1 - BEDROOM TYPE A

APARTMENT AREA	500.20 SQ.FT.
BALCONY AREA	94.83 SQ.FT.
TOTAL AREA	595.03 SQ.FT.

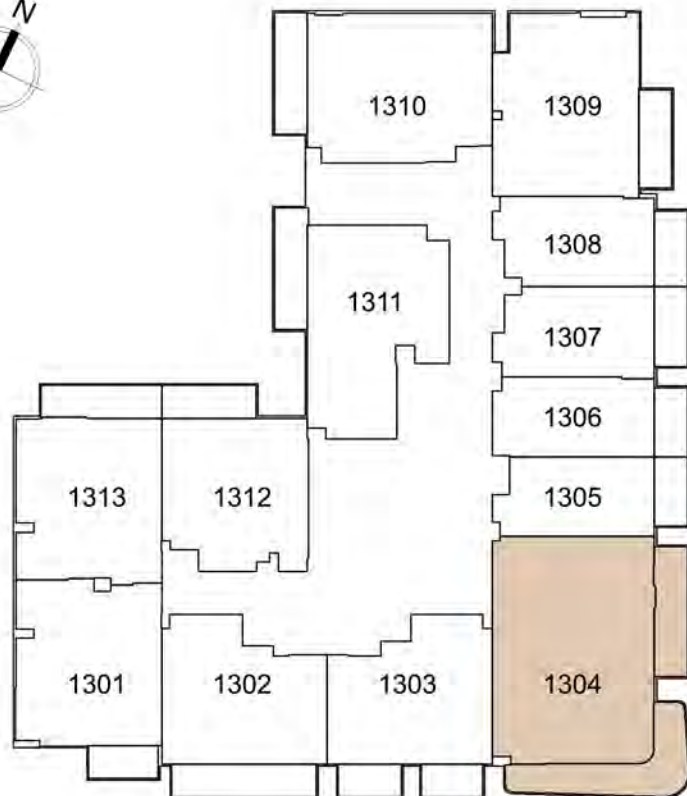


1. All dimensions are in imperial and metric, and measured to structural elements and exclude wall finishes and construction tolerances. 2. All materials, dimensions, and drawings are approximate only. 3. Information is subject to change without notice at developer's absolute discretion. 4. Actual area may vary from the stated area. 5. Drawings not to scale. 6. All images used are for illustrative purposes only and do not represent the actual size, features, specifications, fittings, and furnishings. 7. The developer reserves the right to make revisions / alterations, at its absolute discretion, without any liability whatsoever.

LUME

UNIT : 1304 2 - BEDROOM TYPE A

APARTMENT AREA	843.35 SQ.FT.
BALCONY AREA	274.80 SQ.FT.
TOTAL AREA	1118.16 SQ.FT.

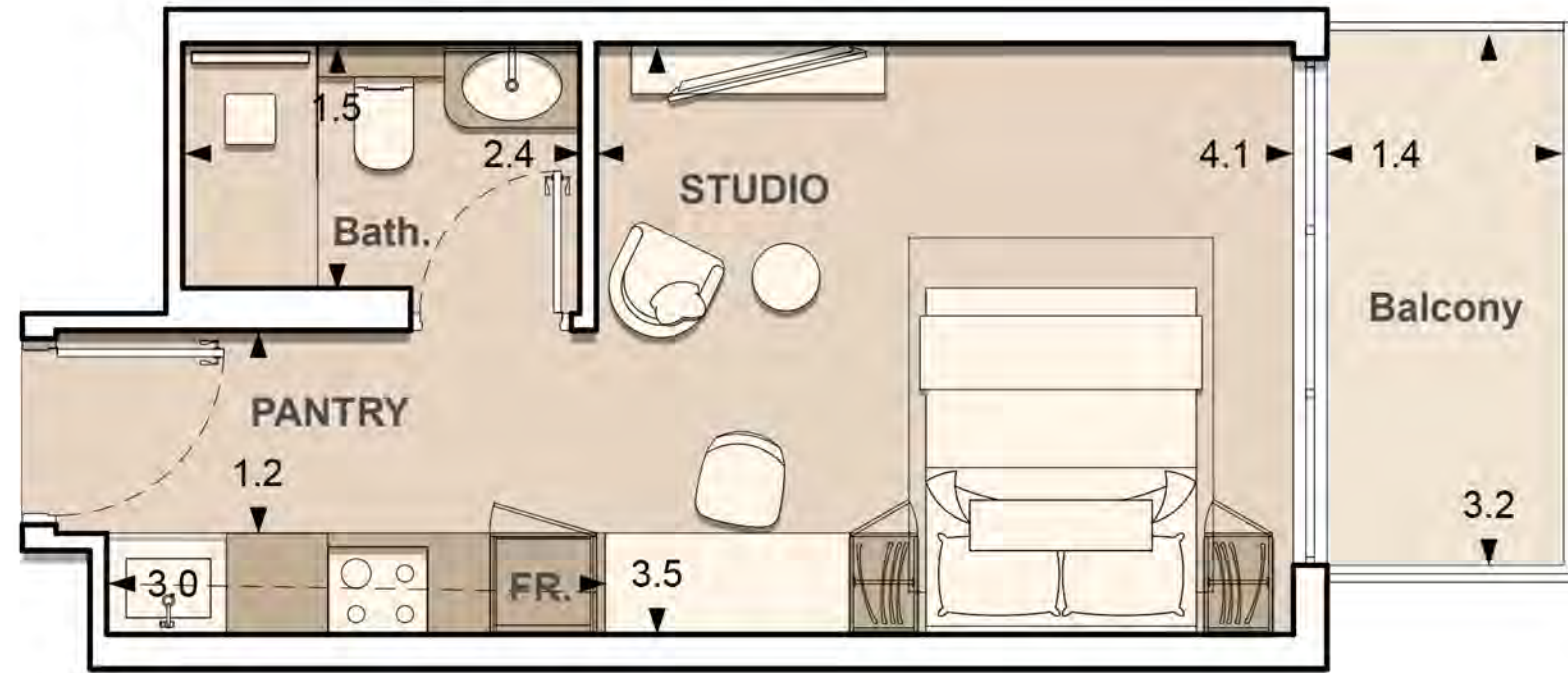
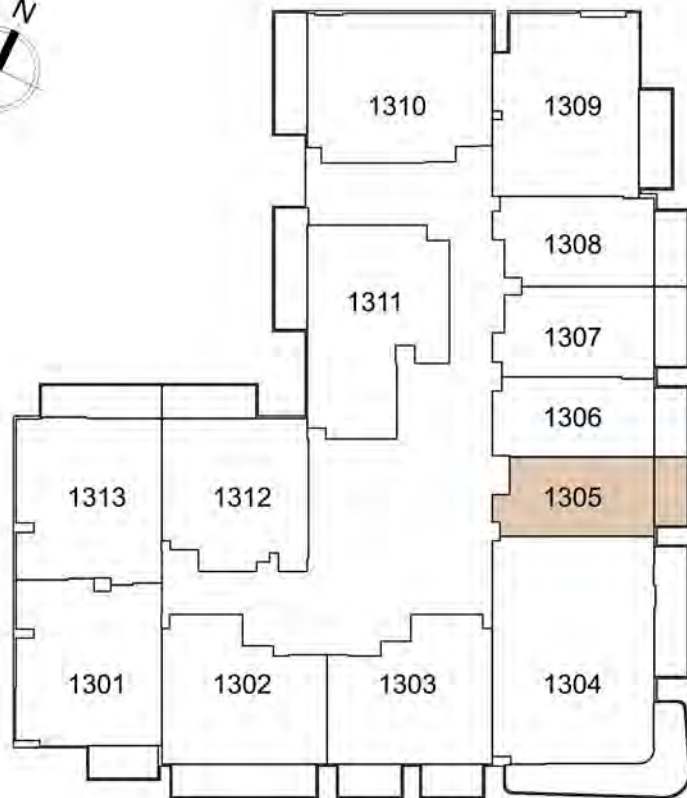


1. All dimensions are in imperial and metric, and measured to structural elements and exclude wall finishes and construction tolerances. 2. All materials, dimensions, and drawings are approximate only. 3. Information is subject to change without notice at developer's absolute discretion. 4. Actual area may vary from the stated area. 5. Drawings not to scale. 6. All images used are for illustrative purposes only and do not represent the actual size, features, specifications, fittings, and furnishings. 7. The developer reserves the right to make revisions / alterations, at its absolute discretion, without any liability whatsoever.

LUME

UNIT : 1305 STUDIO TYPE C

APARTMENT AREA	282.34 SQ.FT.
BALCONY AREA	52.74 SQ.FT.
TOTAL AREA	335.08 SQ.FT.

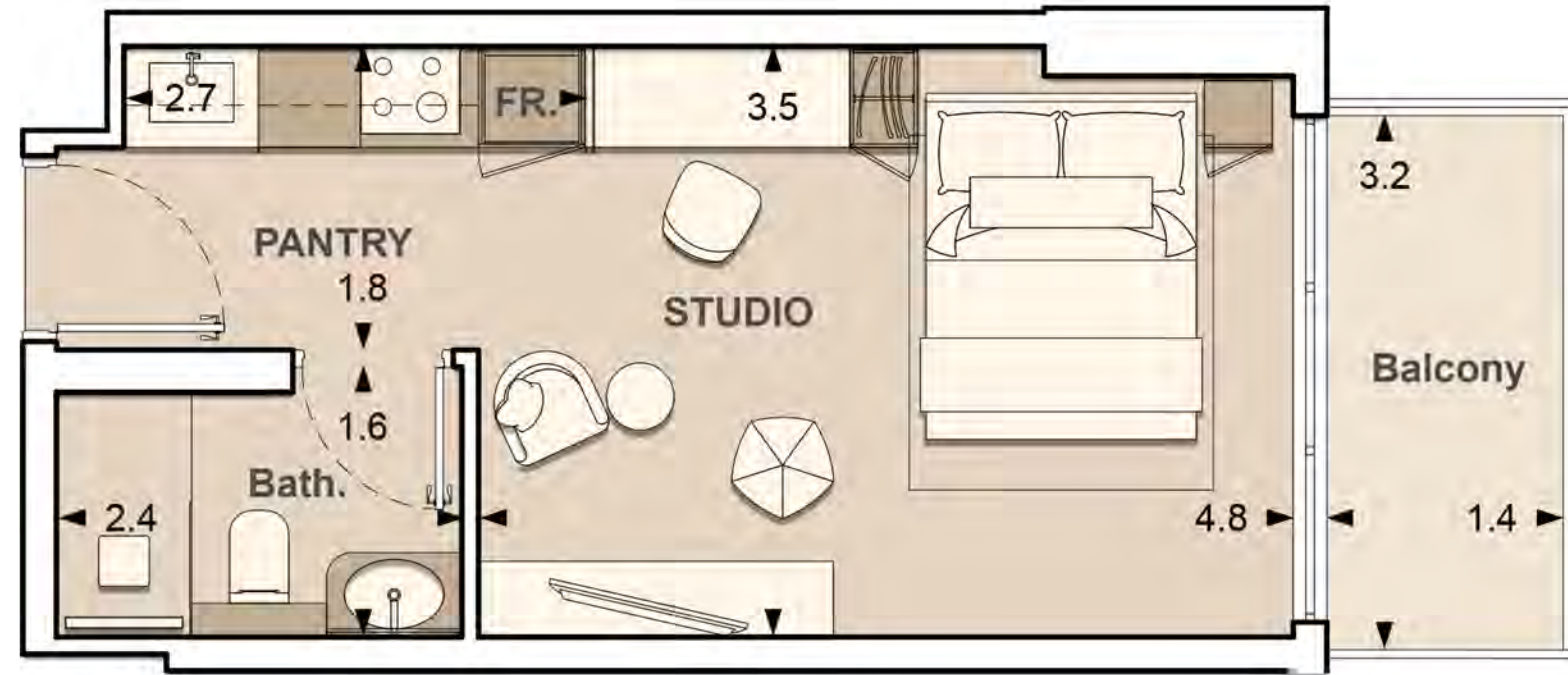
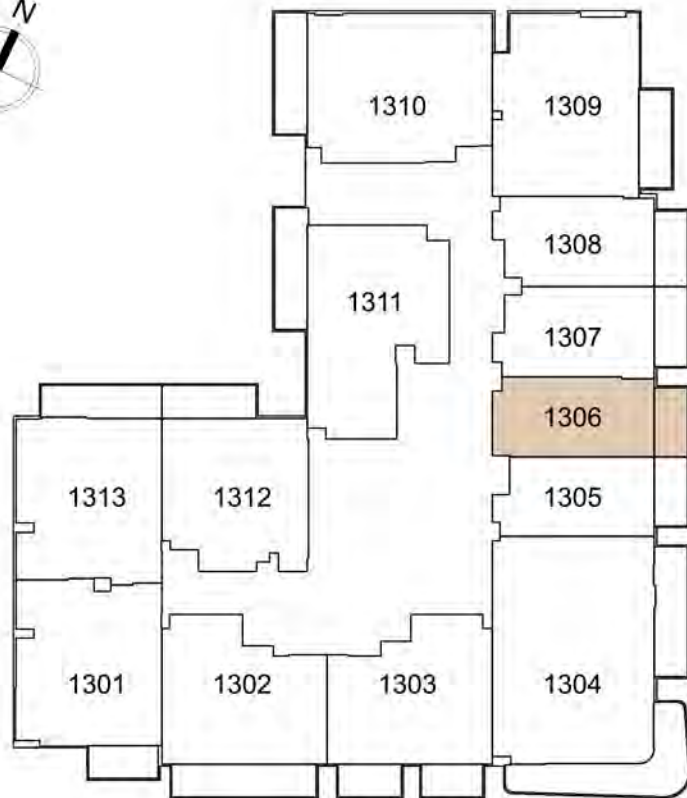


1. All dimensions are in imperial and metric, and measured to structural elements and exclude wall finishes and construction tolerances. 2. All materials, dimensions, and drawings are approximate only. 3. Information is subject to change without notice at developer's absolute discretion. 4. Actual area may vary from the stated area. 5. Drawings not to scale. 6. All images used are for illustrative purposes only and do not represent the actual size, features, specifications, fittings, and furnishings. 7. The developer reserves the right to make revisions / alterations, at its absolute discretion, without any liability whatsoever.

LUME

UNIT : 1306 STUDIO TYPE B

APARTMENT AREA	294.82 SQ.FT.
BALCONY AREA	52.74 SQ.FT.
TOTAL AREA	347.57 SQ.FT.

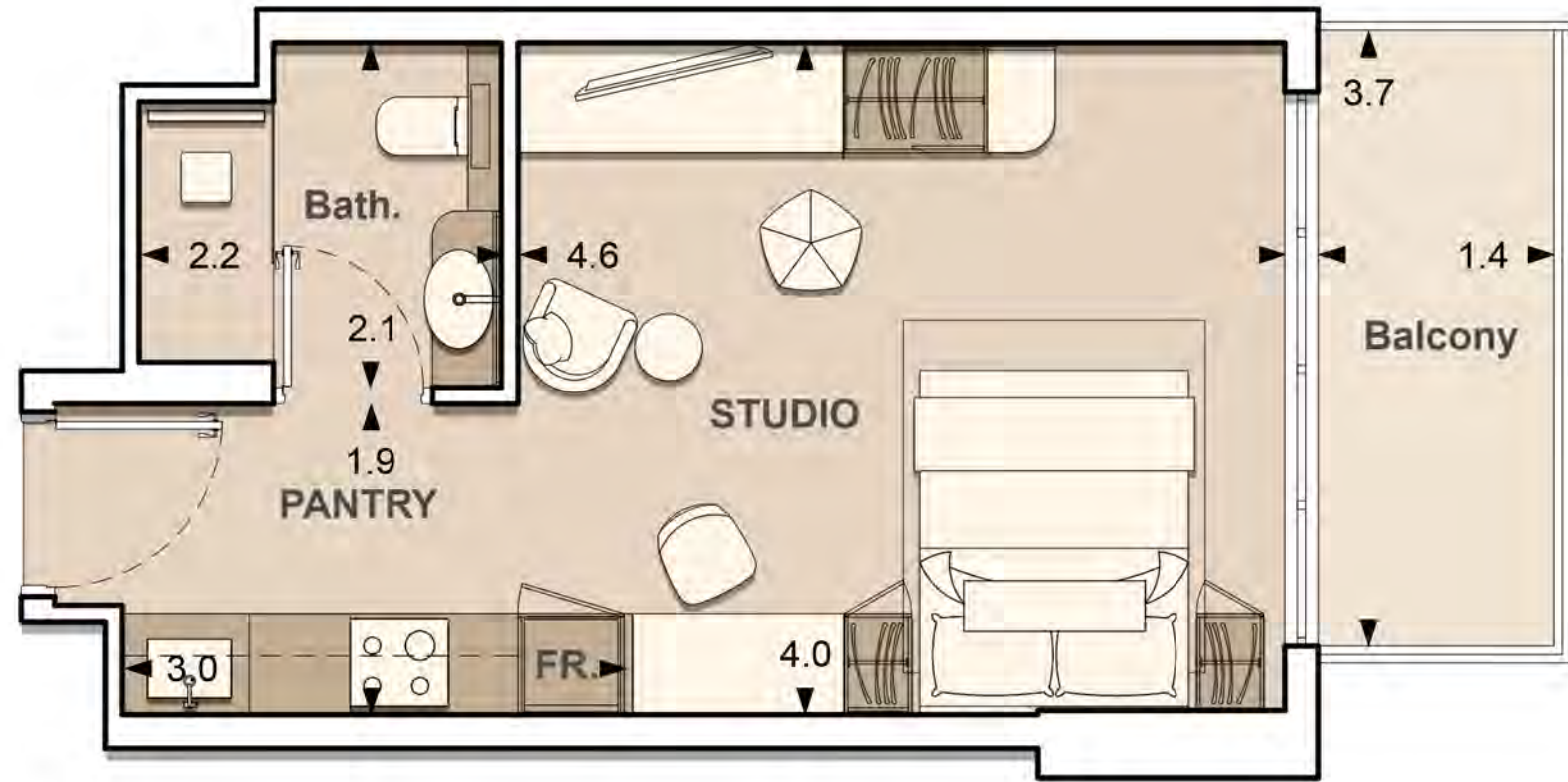
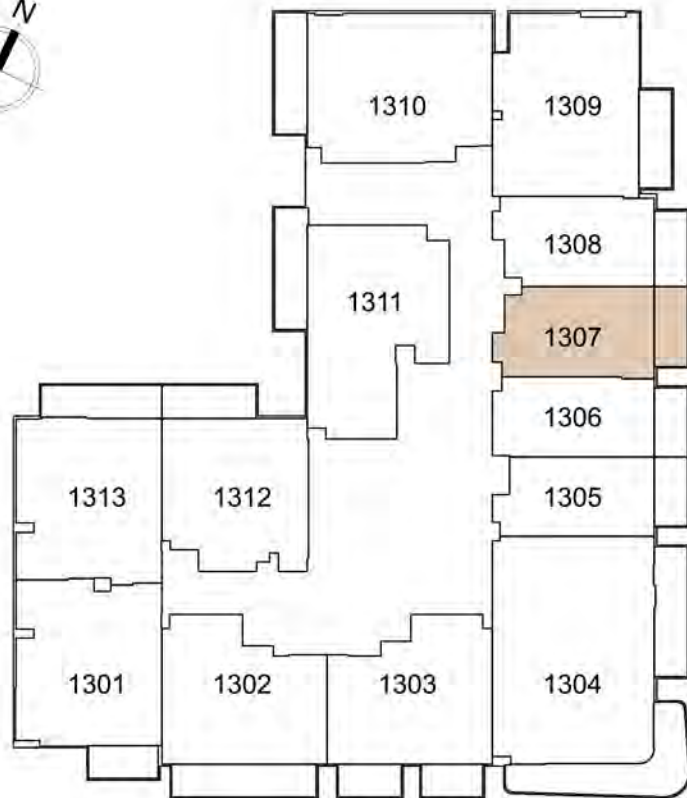


1. All dimensions are in imperial and metric, and measured to structural elements and exclude wall finishes and construction tolerances. 2. All materials, dimensions, and drawings are approximate only. 3. Information is subject to change without notice at developer's absolute discretion. 4. Actual area may vary from the stated area. 5. Drawings not to scale. 6. All images used are for illustrative purposes only and do not represent the actual size, features, specifications, fittings, and furnishings. 7. The developer reserves the right to make revisions / alterations, at its absolute discretion, without any liability whatsoever.

LUME

UNIT : 1307 STUDIO TYPE A

APARTMENT AREA	321.84	SQ.FT.
BALCONY AREA	61.03	SQ.FT.
TOTAL AREA	382.87	SQ.FT.

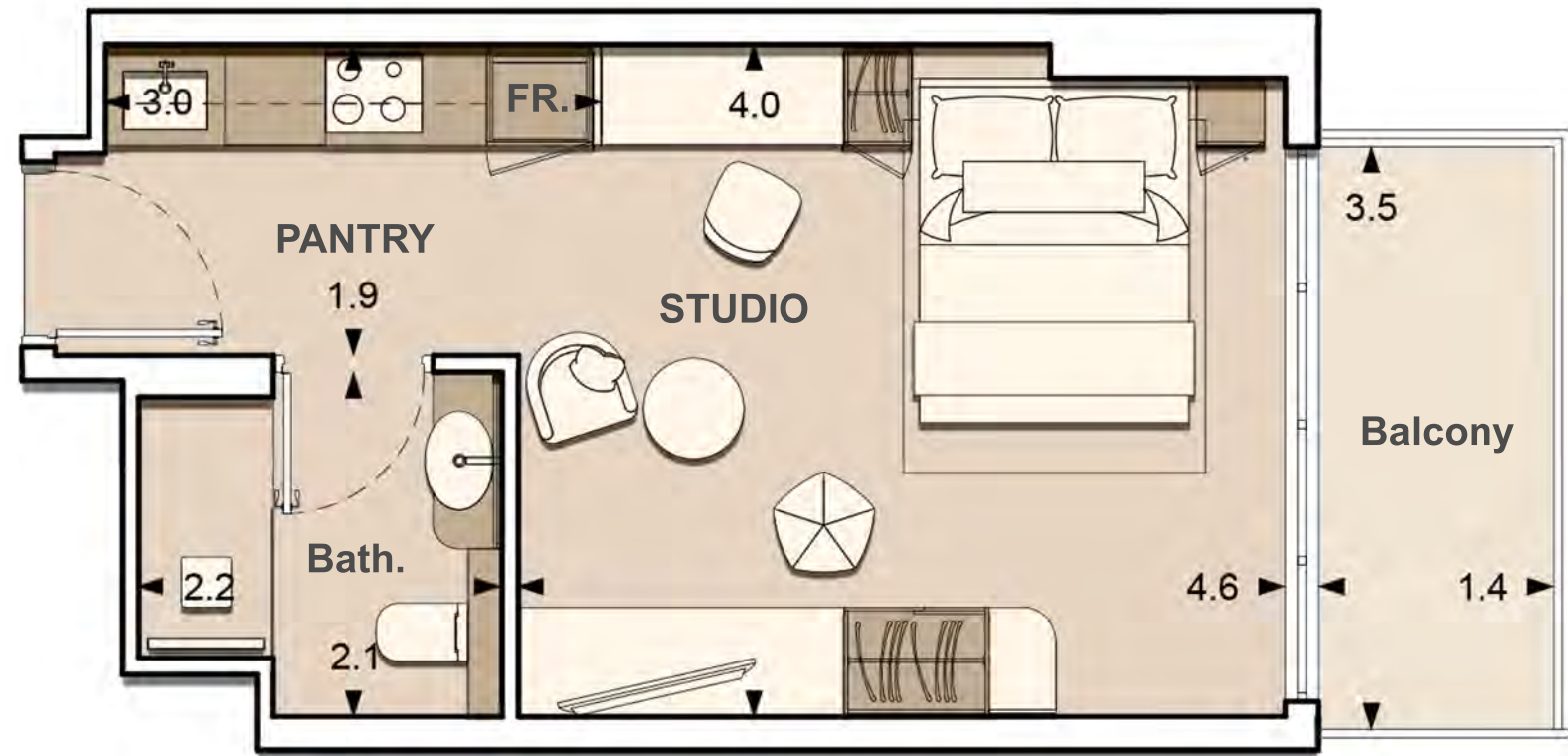
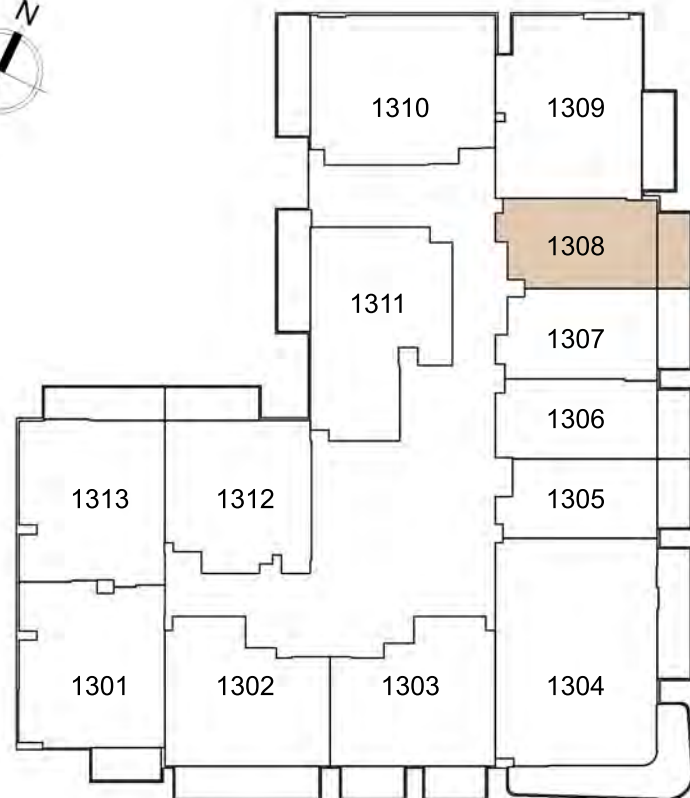


1. All dimensions are in imperial and metric, and measured to structural elements and exclude wall finishes and construction tolerances. 2. All materials, dimensions, and drawings are approximate only. 3. Information is subject to change without notice at developer's absolute discretion. 4. Actual area may vary from the stated area. 5. Drawings not to scale. 6. All images used are for illustrative purposes only and do not represent the actual size, features, specifications, fittings, and furnishings. 7. The developer reserves the right to make revisions / alterations, at its absolute discretion, without any liability whatsoever.

LUME

UNIT : 1308 STUDIO TYPE A

APARTMENT AREA	319.69	SQ.FT.
BALCONY AREA	57.69	SQ.FT.
TOTAL AREA	377.38	SQ.FT.

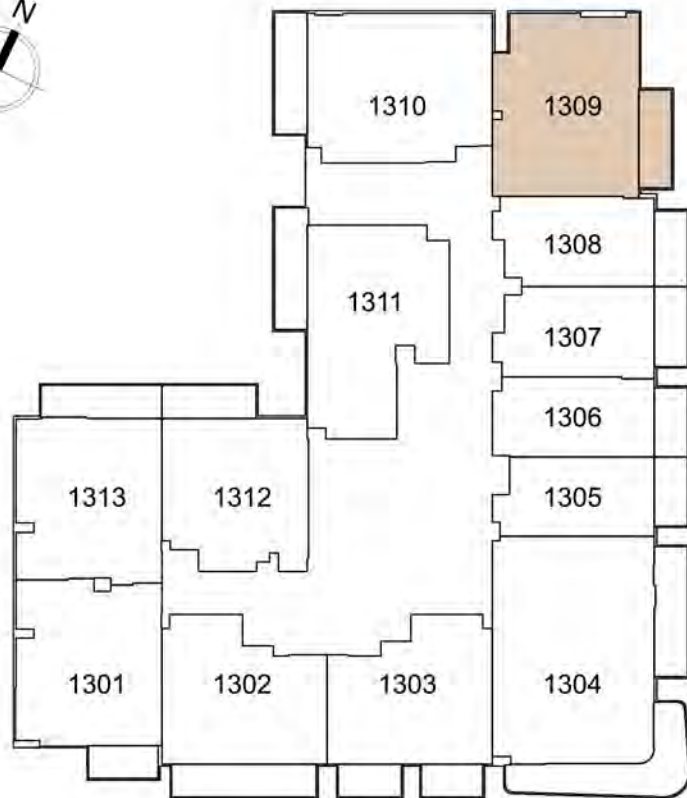


1. All dimensions are in imperial and metric, and measured to structural elements and exclude wall finishes and construction tolerances. 2. All materials, dimensions, and drawings are approximate only. 3. Information is subject to change without notice at developer's absolute discretion. 4. Actual area may vary from the stated area. 5. Drawings not to scale. 6. All images used are for illustrative purposes only and do not represent the actual size, features, specifications, fittings, and furnishings. 7. The developer reserves the right to make revisions / alterations, at its absolute discretion, without any liability whatsoever.

LUME

UNIT : 1309 1 - BEDROOM TYPE C

APARTMENT AREA	601.70 SQ.FT.
BALCONY AREA	74.70 SQ.FT.
TOTAL AREA	676.40 SQ.FT.

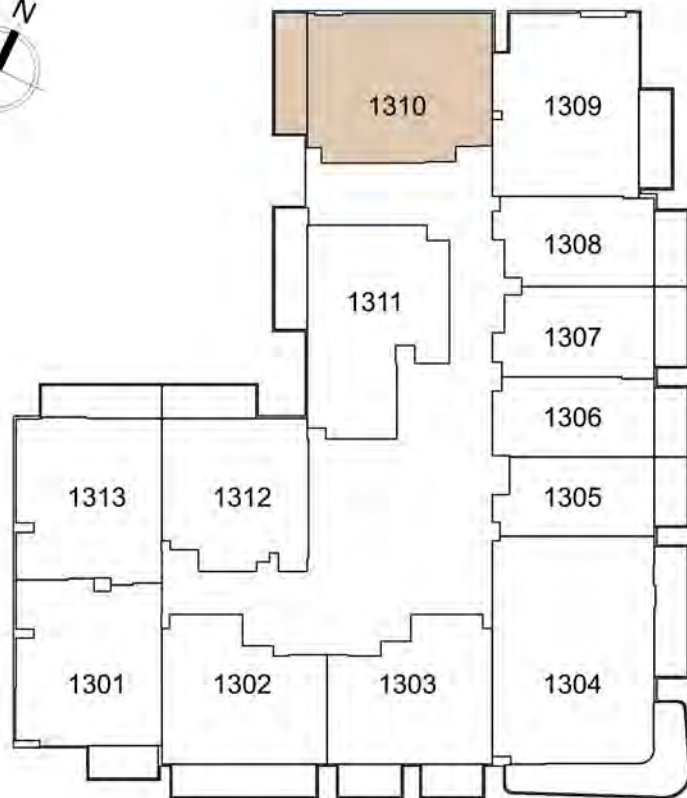


1. All dimensions are in imperial and metric, and measured to structural elements and exclude wall finishes and construction tolerances. 2. All materials, dimensions, and drawings are approximate only. 3. Information is subject to change without notice at developer's absolute discretion. 4. Actual area may vary from the stated area. 5. Drawings not to scale. 6. All images used are for illustrative purposes only and do not represent the actual size, features, specifications, fittings, and furnishings. 7. The developer reserves the right to make revisions / alterations, at its absolute discretion, without any liability whatsoever.

LUME

UNIT : 1310 1 - BEDROOM TYPE D

APARTMENT AREA	622.26 SQ.FT.
BALCONY AREA	92.78 SQ.FT.
TOTAL AREA	715.05 SQ.FT.

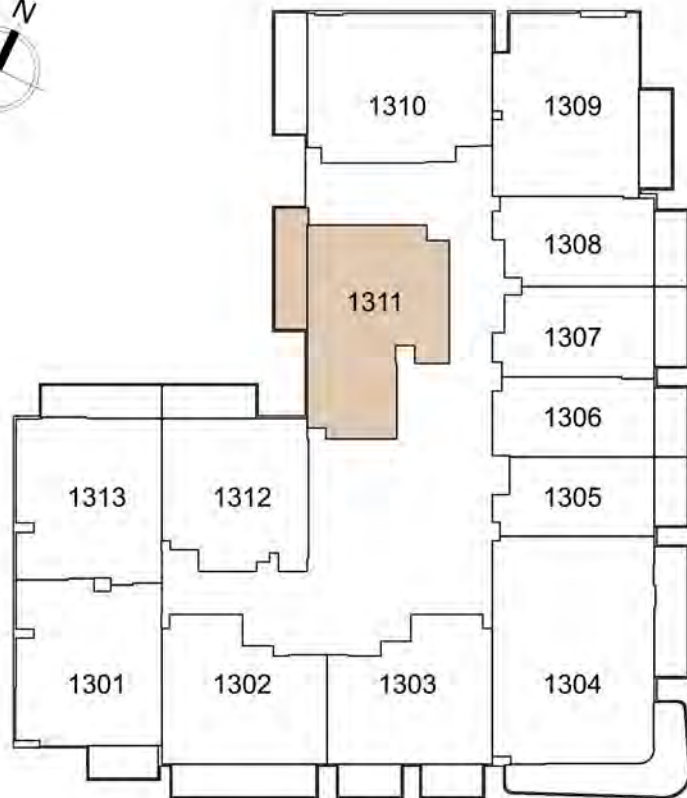


1. All dimensions are in imperial and metric, and measured to structural elements and exclude wall finishes and construction tolerances. 2. All materials, dimensions, and drawings are approximate only. 3. Information is subject to change without notice at developer's absolute discretion. 4. Actual area may vary from the stated area. 5. Drawings not to scale. 6. All images used are for illustrative purposes only and do not represent the actual size, features, specifications, fittings, and furnishings. 7. The developer reserves the right to make revisions / alterations, at its absolute discretion, without any liability whatsoever.

LUME

UNIT : 1311 1 - BEDROOM TYPE E

APARTMENT AREA	591.91	SQ.FT.
BALCONY AREA	93.22	SQ.FT.
TOTAL AREA	685.12	SQ.FT.

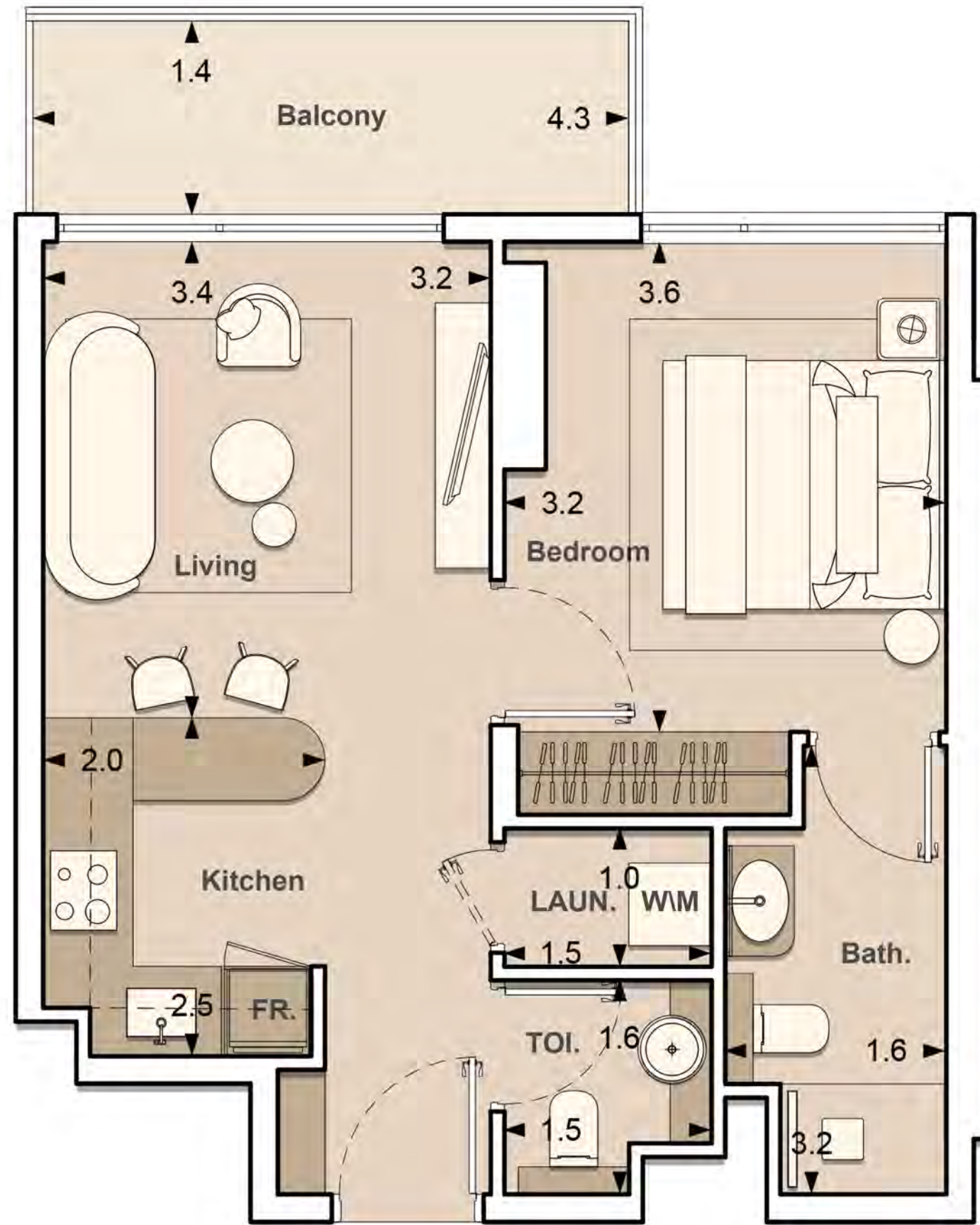
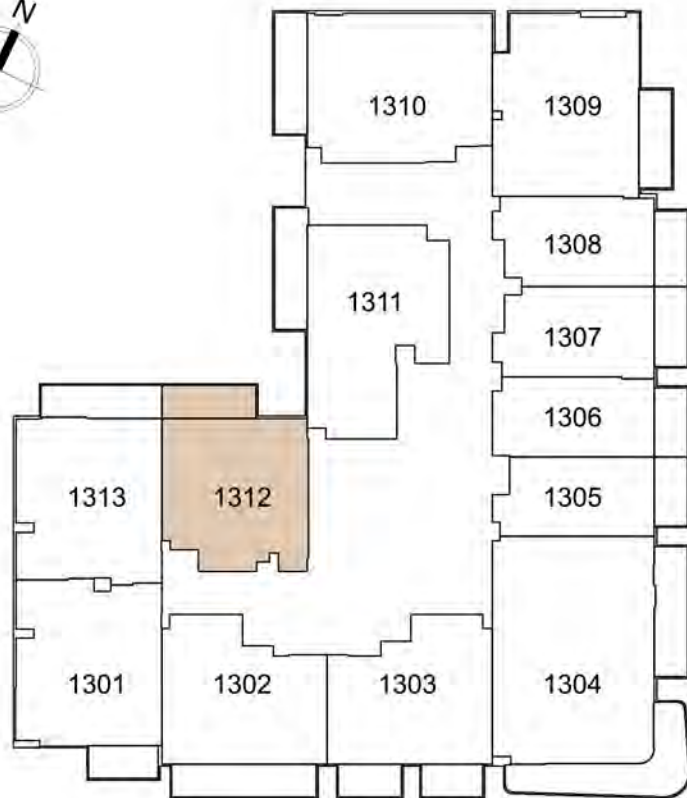


1. All dimensions are in imperial and metric, and measured to structural elements and exclude wall finishes and construction tolerances. 2. All materials, dimensions, and drawings are approximate only. 3. Information is subject to change without notice at developer's absolute discretion. 4. Actual area may vary from the stated area. 5. Drawings not to scale. 6. All images used are for illustrative purposes only and do not represent the actual size, features, specifications, fittings, and furnishings. 7. The developer reserves the right to make revisions / alterations, at its absolute discretion, without any liability whatsoever.

LUME

UNIT : 1312 1 - BEDROOM TYPE F

APARTMENT AREA	491.70 SQ.FT.
BALCONY AREA	71.69 SQ.FT.
TOTAL AREA	563.38 SQ.FT.

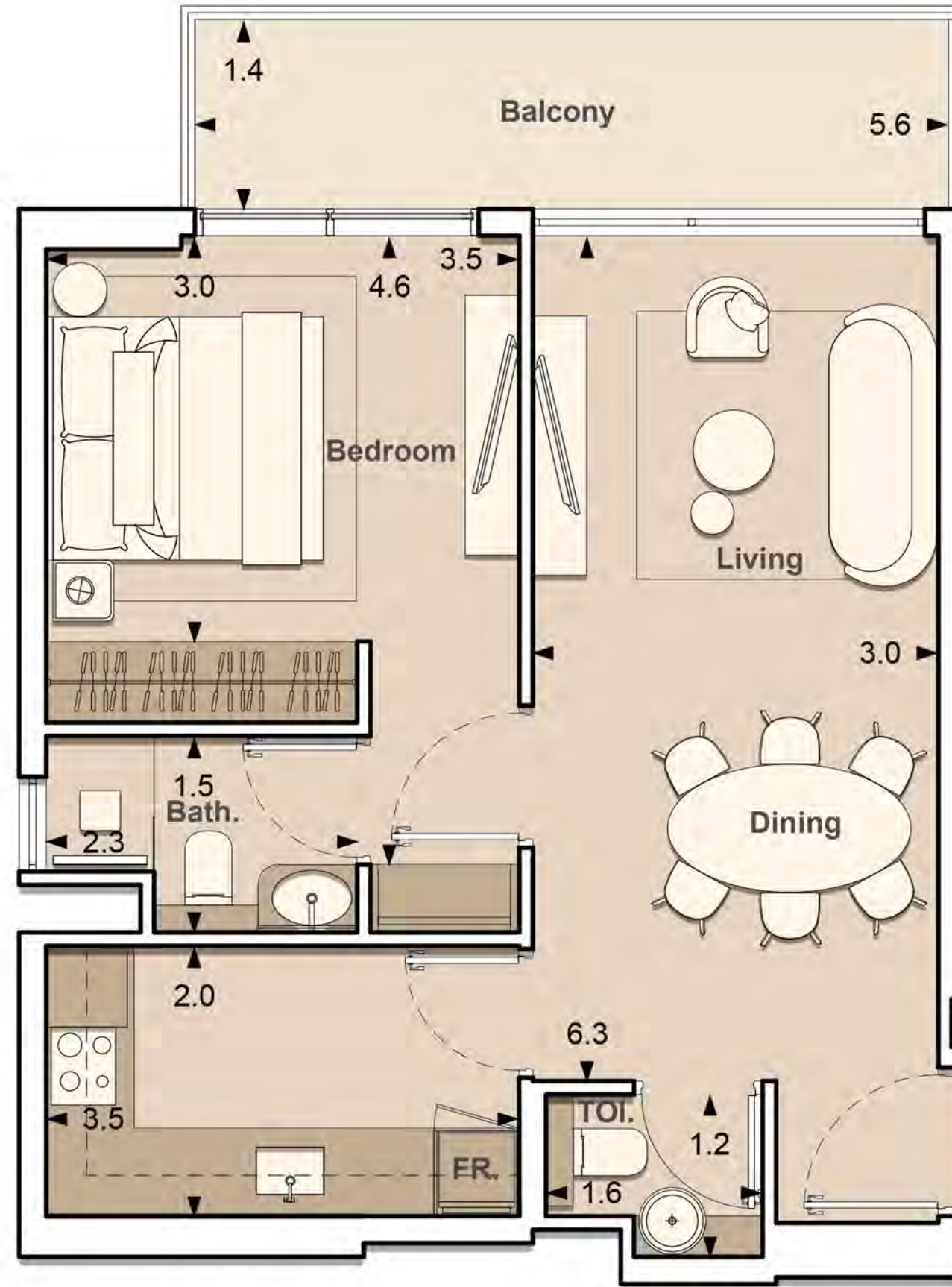
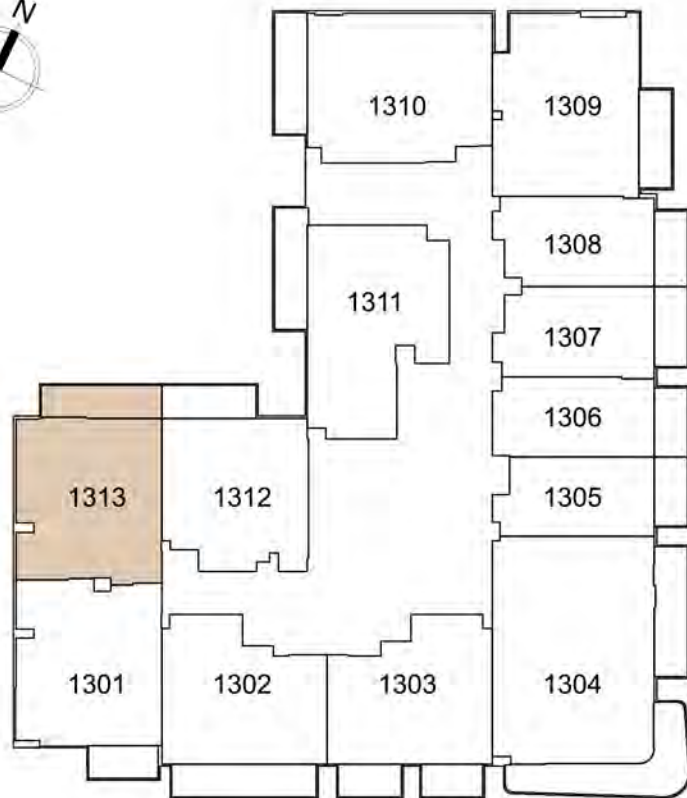


1. All dimensions are in imperial and metric, and measured to structural elements and exclude wall finishes and construction tolerances. 2. All materials, dimensions, and drawings are approximate only. 3. Information is subject to change without notice at developer's absolute discretion. 4. Actual area may vary from the stated area. 5. Drawings not to scale. 6. All images used are for illustrative purposes only and do not represent the actual size, features, specifications, fittings, and furnishings. 7. The developer reserves the right to make revisions / alterations, at its absolute discretion, without any liability whatsoever.

LUME

UNIT : 1313 1 - BEDROOM TYPE G

APARTMENT AREA	548.53 SQ.FT.
BALCONY AREA	91.28 SQ.FT.
TOTAL AREA	639.81 SQ.FT.



1. All dimensions are in imperial and metric, and measured to structural elements and exclude wall finishes and construction tolerances. 2. All materials, dimensions, and drawings are approximate only. 3. Information is subject to change without notice at developer's absolute discretion. 4. Actual area may vary from the stated area. 5. Drawings not to scale. 6. All images used are for illustrative purposes only and do not represent the actual size, features, specifications, fittings, and furnishings. 7. The developer reserves the right to make revisions / alterations, at its absolute discretion, without any liability whatsoever.

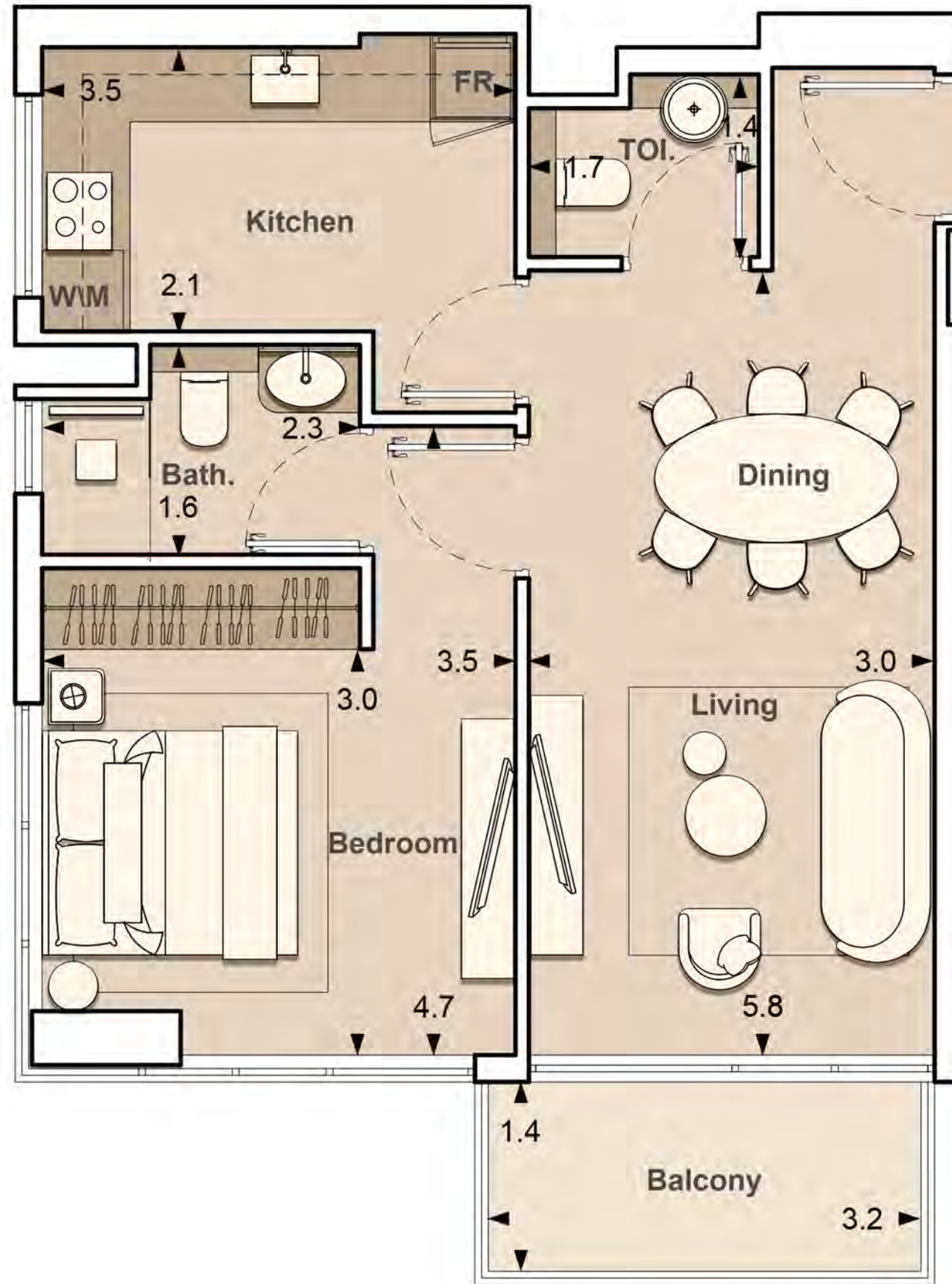
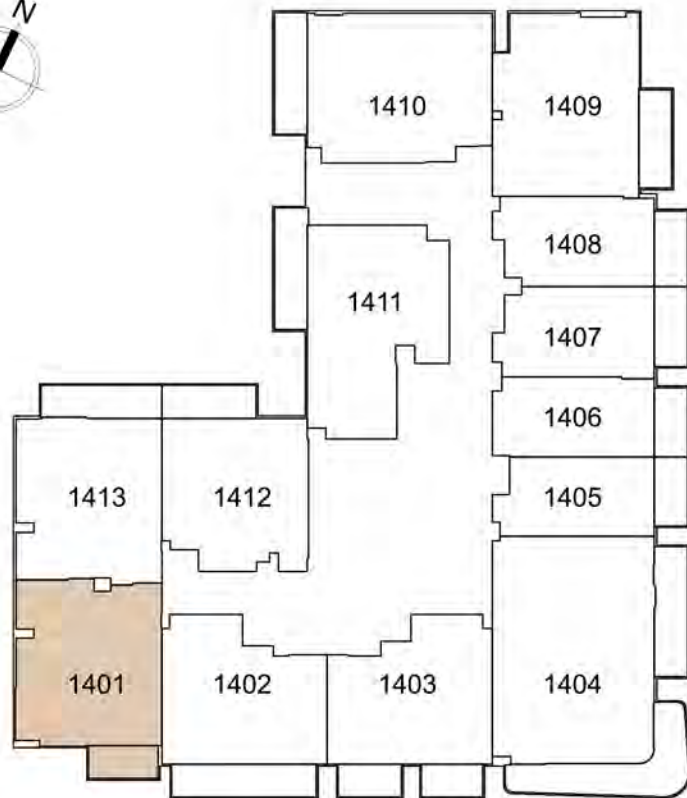


14TH FLOOR

LUME

UNIT : 1401 1 - BEDROOM TYPE B

APARTMENT AREA	549.28 SQ.FT.
BALCONY AREA	53.39 SQ.FT.
TOTAL AREA	602.67 SQ.FT.

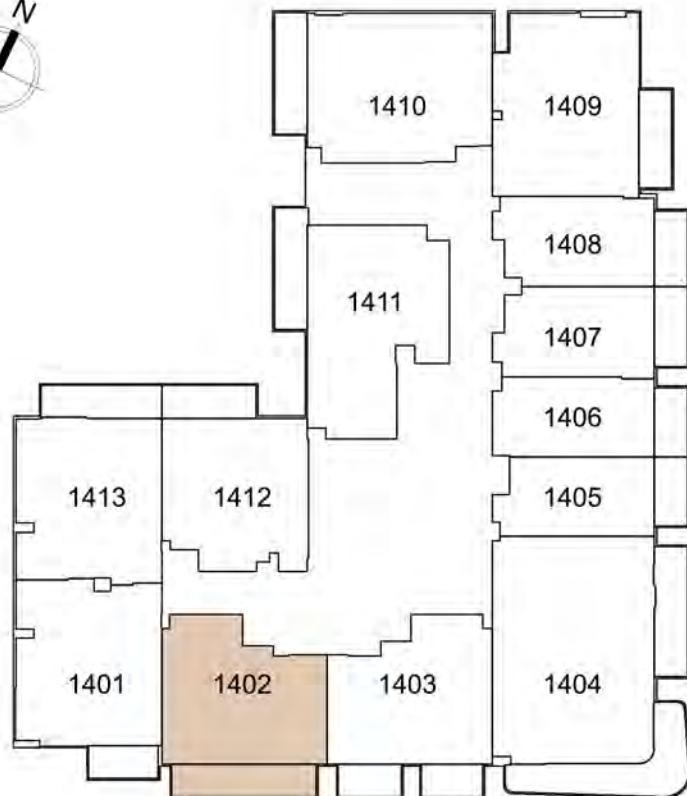


1. All dimensions are in imperial and metric, and measured to structural elements and exclude wall finishes and construction tolerances. 2. All materials, dimensions, and drawings are approximate only. 3. Information is subject to change without notice at developer's absolute discretion. 4. Actual area may vary from the stated area. 5. Drawings not to scale. 6. All images used are for illustrative purposes only and do not represent the actual size, features, specifications, fittings, and furnishings. 7. The developer reserves the right to make revisions / alterations, at its absolute discretion, without any liability whatsoever.

LUME

UNIT : 1402 1 - BEDROOM TYPE A

APARTMENT AREA	497.51 SQ.FT.
BALCONY AREA	110.22 SQ.FT.
TOTAL AREA	607.73 SQ.FT.

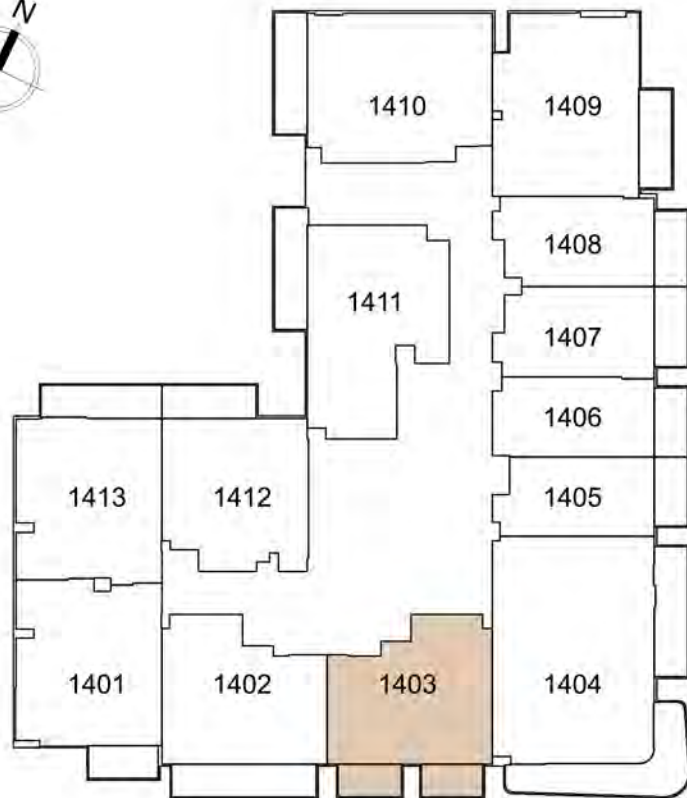


1. All dimensions are in imperial and metric, and measured to structural elements and exclude wall finishes and construction tolerances. 2. All materials, dimensions, and drawings are approximate only. 3. Information is subject to change without notice at developer's absolute discretion. 4. Actual area may vary from the stated area. 5. Drawings not to scale. 6. All images used are for illustrative purposes only and do not represent the actual size, features, specifications, fittings, and furnishings. 7. The developer reserves the right to make revisions / alterations, at its absolute discretion, without any liability whatsoever.

LUME

UNIT : 1403 1 - BEDROOM TYPE A

APARTMENT AREA	500.20 SQ.FT.
BALCONY AREA	94.83 SQ.FT.
TOTAL AREA	595.03 SQ.FT.

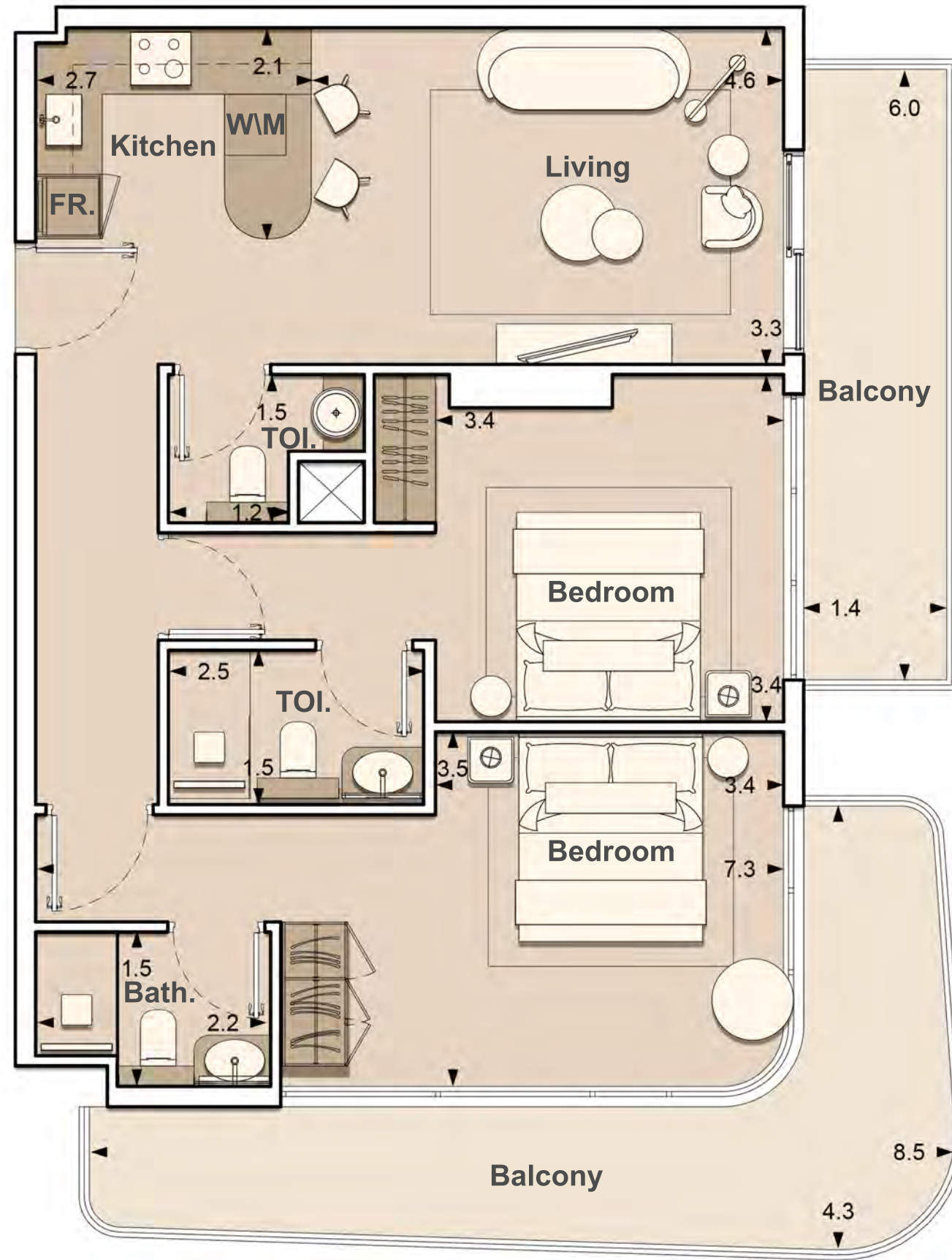
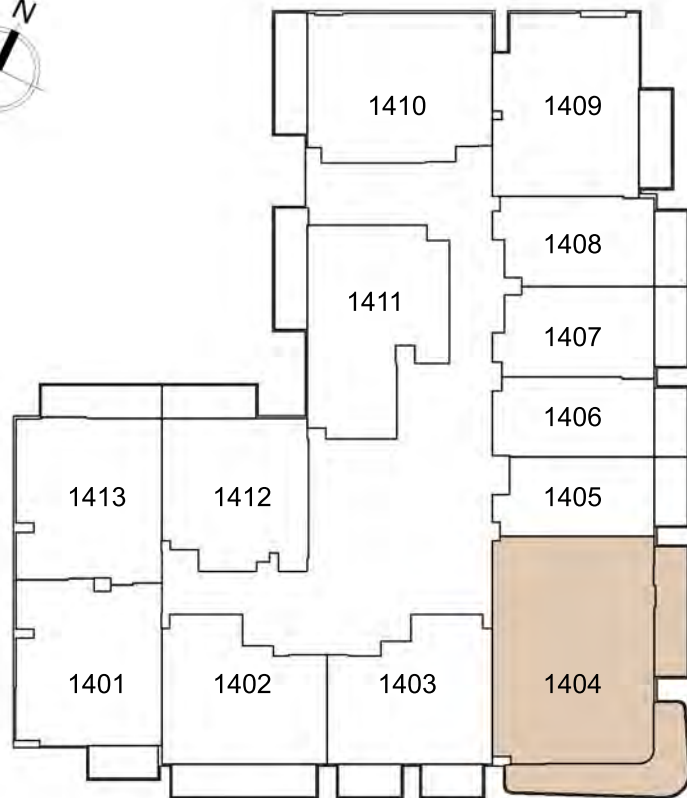


1. All dimensions are in imperial and metric, and measured to structural elements and exclude wall finishes and construction tolerances. 2. All materials, dimensions, and drawings are approximate only. 3. Information is subject to change without notice at developer's absolute discretion. 4. Actual area may vary from the stated area. 5. Drawings not to scale. 6. All images used are for illustrative purposes only and do not represent the actual size, features, specifications, fittings, and furnishings. 7. The developer reserves the right to make revisions / alterations, at its absolute discretion, without any liability whatsoever.

LUME

UNIT : 1404 2 - BEDROOM TYPE A

APARTMENT AREA	843.35 SQ.FT.
BALCONY AREA	274.80 SQ.FT.
TOTAL AREA	1118.16 SQ.FT.

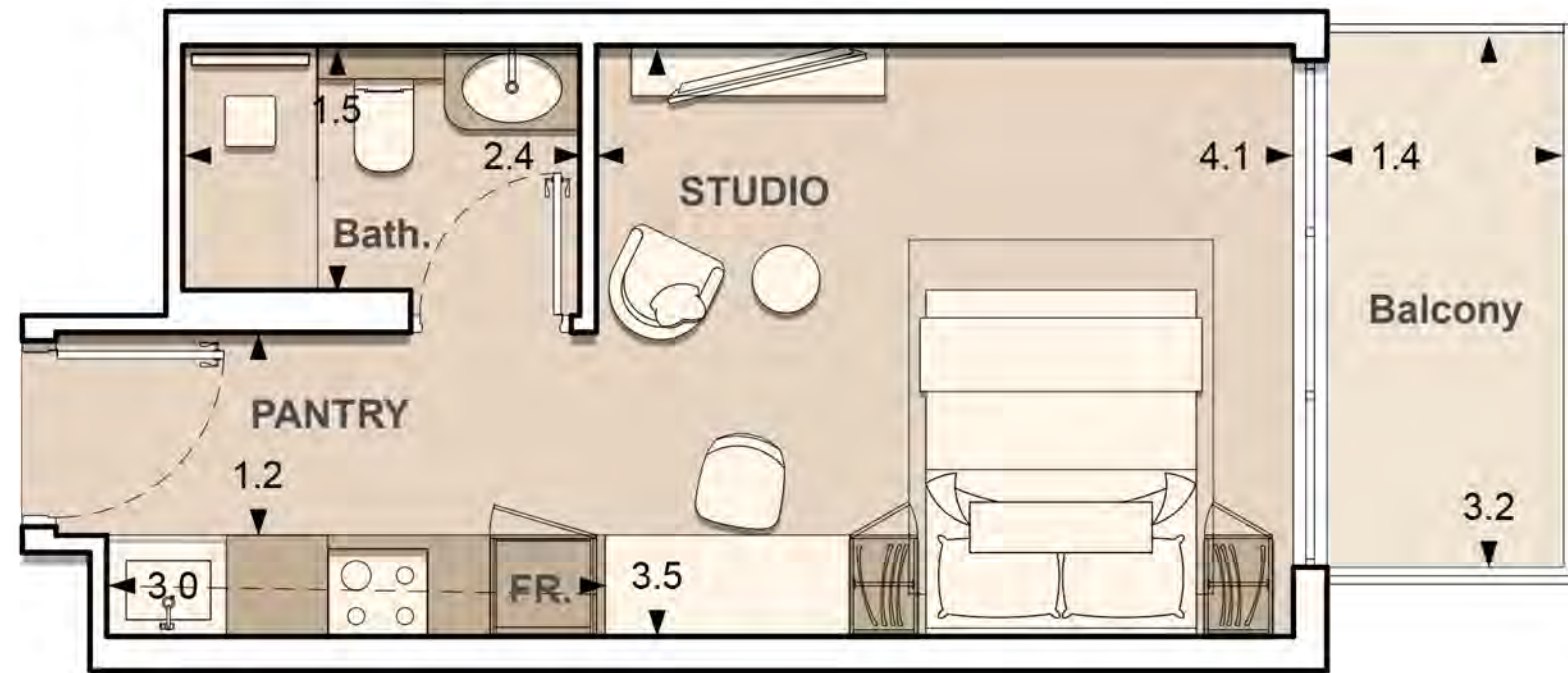
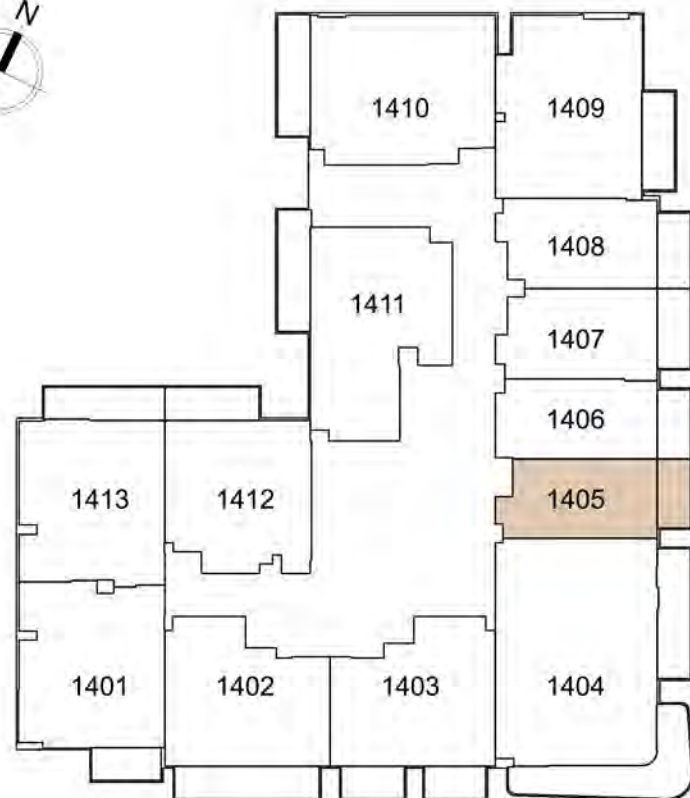


1. All dimensions are in imperial and metric, and measured to structural elements and exclude wall finishes and construction tolerances. 2. All materials, dimensions, and drawings are approximate only. 3. Information is subject to change without notice at developer's absolute discretion. 4. Actual area may vary from the stated area. 5. Drawings not to scale. 6. All images used are for illustrative purposes only and do not represent the actual size, features, specifications, fittings, and furnishings. 7. The developer reserves the right to make revisions / alterations, at its absolute discretion, without any liability whatsoever.

LUME

UNIT : 1405 STUDIO TYPE C

APARTMENT AREA	282.34 SQ.FT.
BALCONY AREA	52.74 SQ.FT.
TOTAL AREA	335.08 SQ.FT.

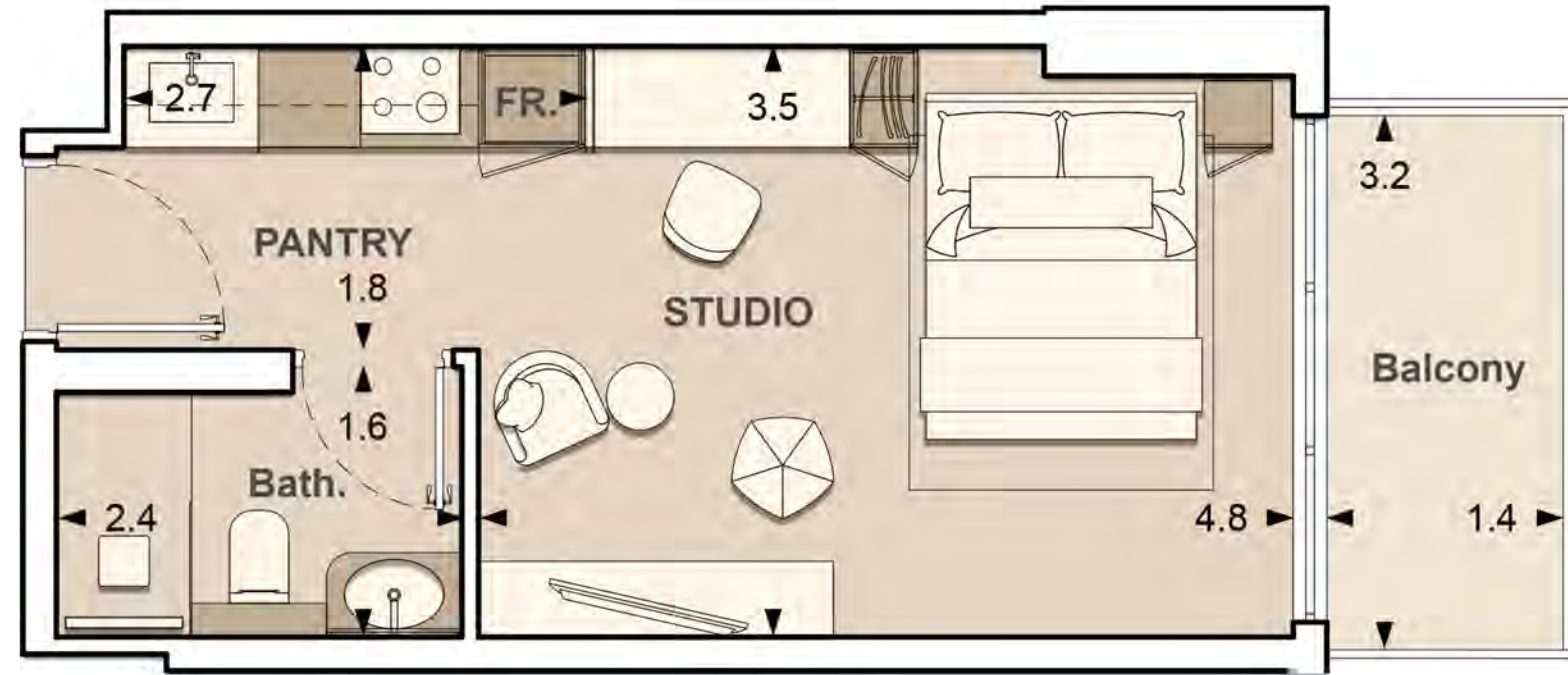
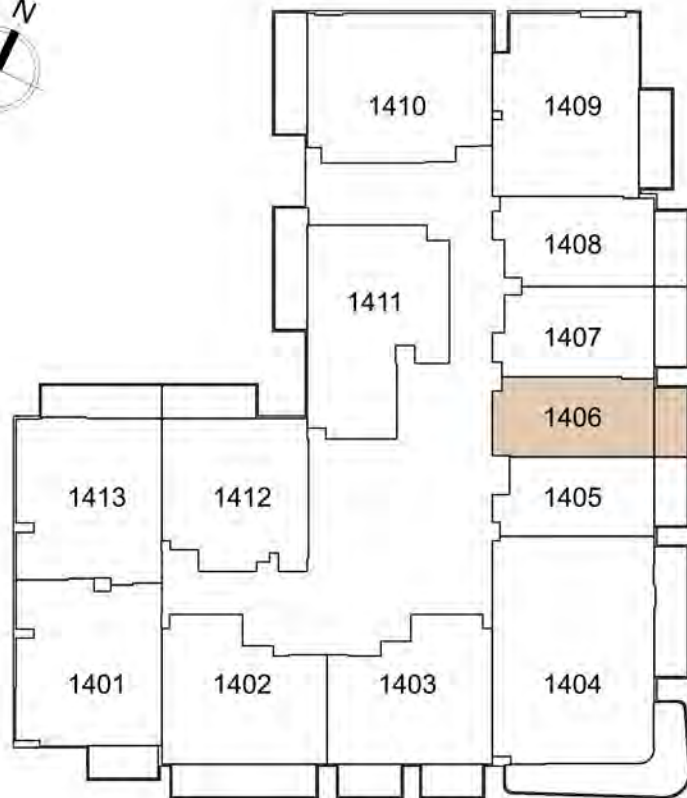


1. All dimensions are in imperial and metric, and measured to structural elements and exclude wall finishes and construction tolerances. 2. All materials, dimensions, and drawings are approximate only. 3. Information is subject to change without notice at developer's absolute discretion. 4. Actual area may vary from the stated area. 5. Drawings not to scale. 6. All images used are for illustrative purposes only and do not represent the actual size, features, specifications, fittings, and furnishings. 7. The developer reserves the right to make revisions / alterations, at its absolute discretion, without any liability whatsoever.

LUME

UNIT : 1406 STUDIO TYPE B

APARTMENT AREA	294.82 SQ.FT.
BALCONY AREA	52.74 SQ.FT.
TOTAL AREA	347.57 SQ.FT.

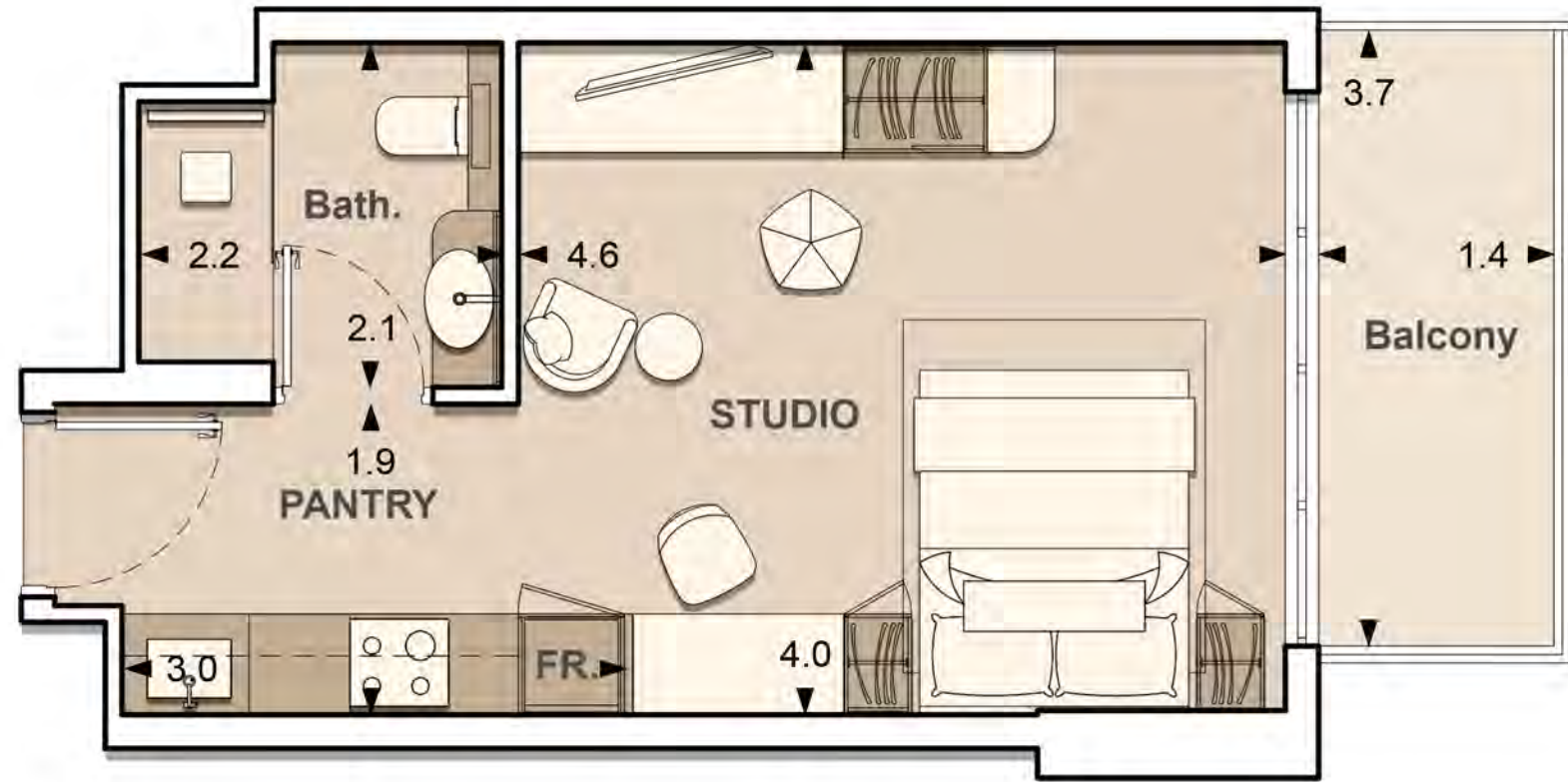
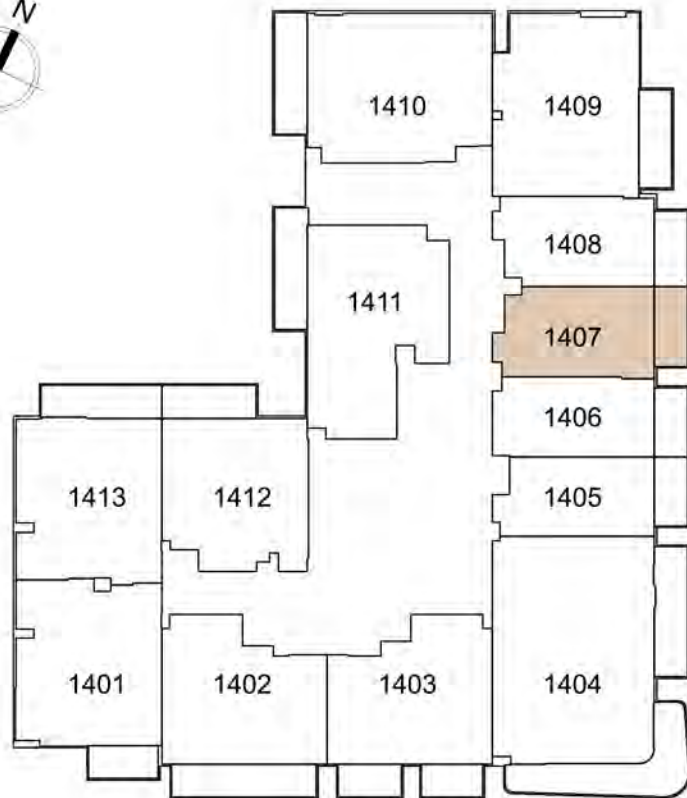


1. All dimensions are in imperial and metric, and measured to structural elements and exclude wall finishes and construction tolerances. 2. All materials, dimensions, and drawings are approximate only. 3. Information is subject to change without notice at developer's absolute discretion. 4. Actual area may vary from the stated area. 5. Drawings not to scale. 6. All images used are for illustrative purposes only and do not represent the actual size, features, specifications, fittings, and furnishings. 7. The developer reserves the right to make revisions / alterations, at its absolute discretion, without any liability whatsoever.

LUME

UNIT : 1407 STUDIO TYPE A

APARTMENT AREA	321.84	SQ.FT.
BALCONY AREA	61.03	SQ.FT.
TOTAL AREA	382.87	SQ.FT.

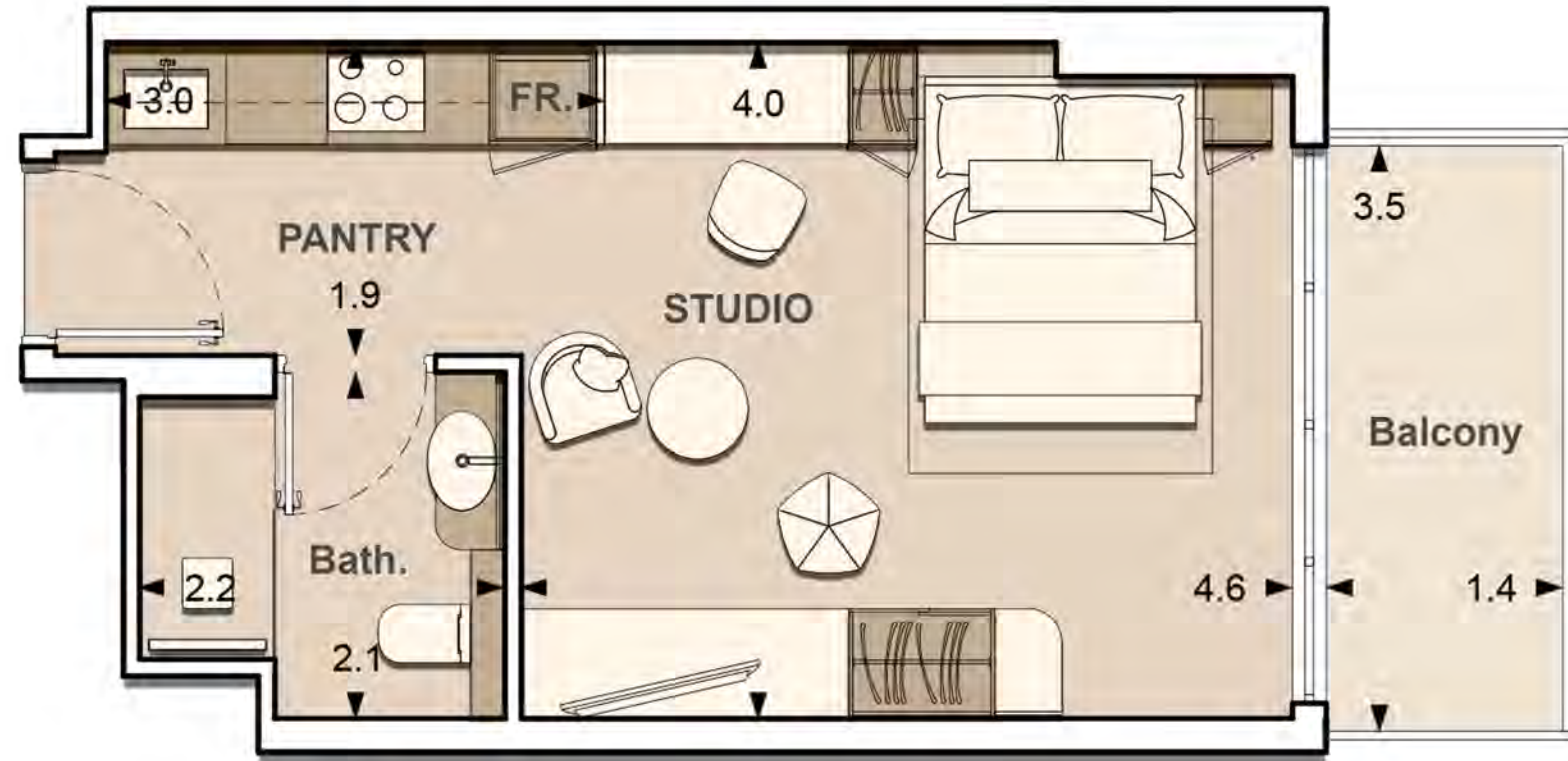
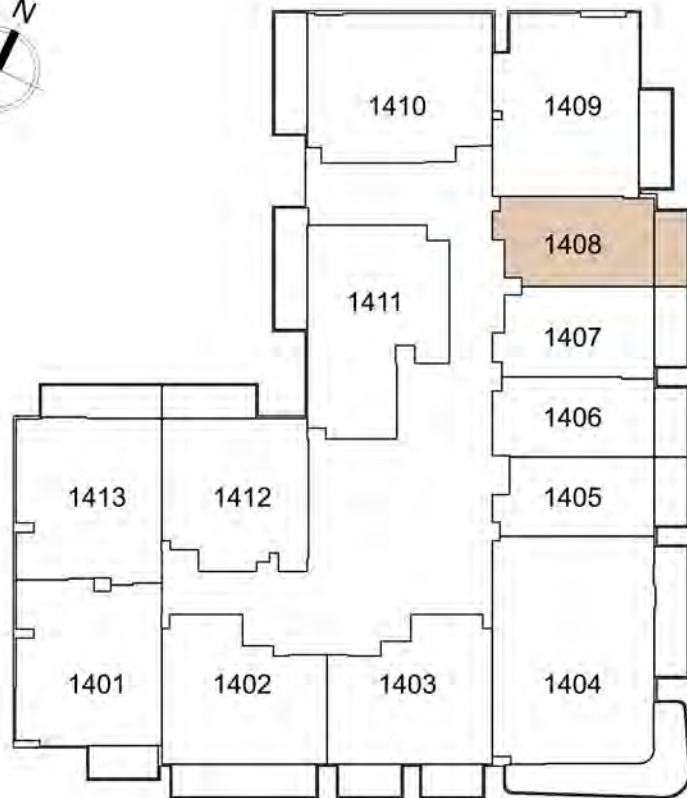


1. All dimensions are in imperial and metric, and measured to structural elements and exclude wall finishes and construction tolerances. 2. All materials, dimensions, and drawings are approximate only. 3. Information is subject to change without notice at developer's absolute discretion. 4. Actual area may vary from the stated area. 5. Drawings not to scale. 6. All images used are for illustrative purposes only and do not represent the actual size, features, specifications, fittings, and furnishings. 7. The developer reserves the right to make revisions / alterations, at its absolute discretion, without any liability whatsoever.

LUME

UNIT : 1408 STUDIO TYPE A

APARTMENT AREA	319.69	SQ.FT.
BALCONY AREA	57.69	SQ.FT.
TOTAL AREA	377.38	SQ.FT.

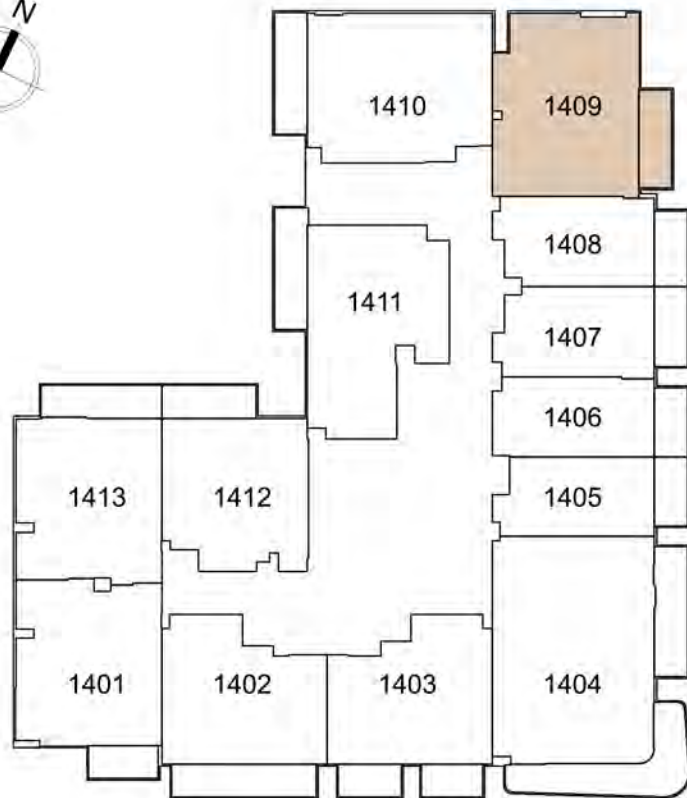


1. All dimensions are in imperial and metric, and measured to structural elements and exclude wall finishes and construction tolerances. 2. All materials, dimensions, and drawings are approximate only. 3. Information is subject to change without notice at developer's absolute discretion. 4. Actual area may vary from the stated area. 5. Drawings not to scale. 6. All images used are for illustrative purposes only and do not represent the actual size, features, specifications, fittings, and furnishings. 7. The developer reserves the right to make revisions / alterations, at its absolute discretion, without any liability whatsoever.

LUME

UNIT : 1409 1 - BEDROOM TYPE C

APARTMENT AREA	601.70 SQ.FT.
BALCONY AREA	74.70 SQ.FT.
TOTAL AREA	676.40 SQ.FT.

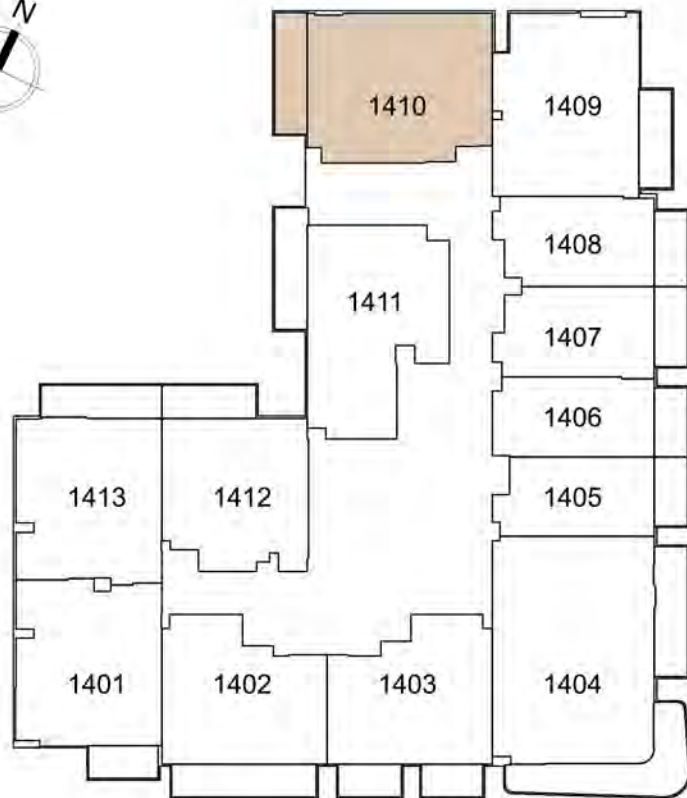


1. All dimensions are in imperial and metric, and measured to structural elements and exclude wall finishes and construction tolerances. 2. All materials, dimensions, and drawings are approximate only. 3. Information is subject to change without notice at developer's absolute discretion. 4. Actual area may vary from the stated area. 5. Drawings not to scale. 6. All images used are for illustrative purposes only and do not represent the actual size, features, specifications, fittings, and furnishings. 7. The developer reserves the right to make revisions / alterations, at its absolute discretion, without any liability whatsoever.

LUME

UNIT : 1410 1 - BEDROOM TYPE D

APARTMENT AREA	622.26 SQ.FT.
BALCONY AREA	92.78 SQ.FT.
TOTAL AREA	715.05 SQ.FT.

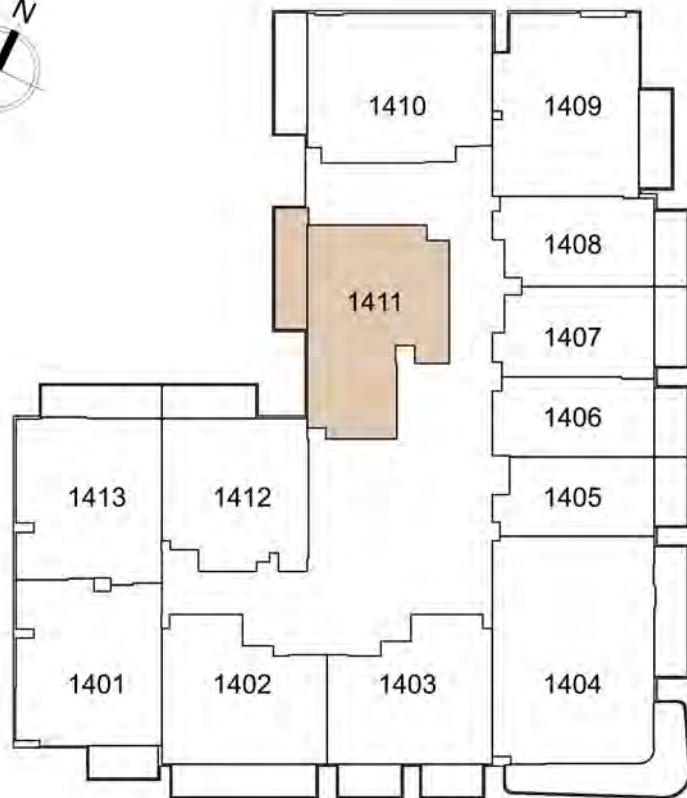


1. All dimensions are in imperial and metric, and measured to structural elements and exclude wall finishes and construction tolerances. 2. All materials, dimensions, and drawings are approximate only. 3. Information is subject to change without notice at developer's absolute discretion. 4. Actual area may vary from the stated area. 5. Drawings not to scale. 6. All images used are for illustrative purposes only and do not represent the actual size, features, specifications, fittings, and furnishings. 7. The developer reserves the right to make revisions / alterations, at its absolute discretion, without any liability whatsoever.

LUME

UNIT : 1411 1 - BEDROOM TYPE E

APARTMENT AREA	591.91 SQ.FT.
BALCONY AREA	93.22 SQ.FT.
TOTAL AREA	685.12 SQ.FT.

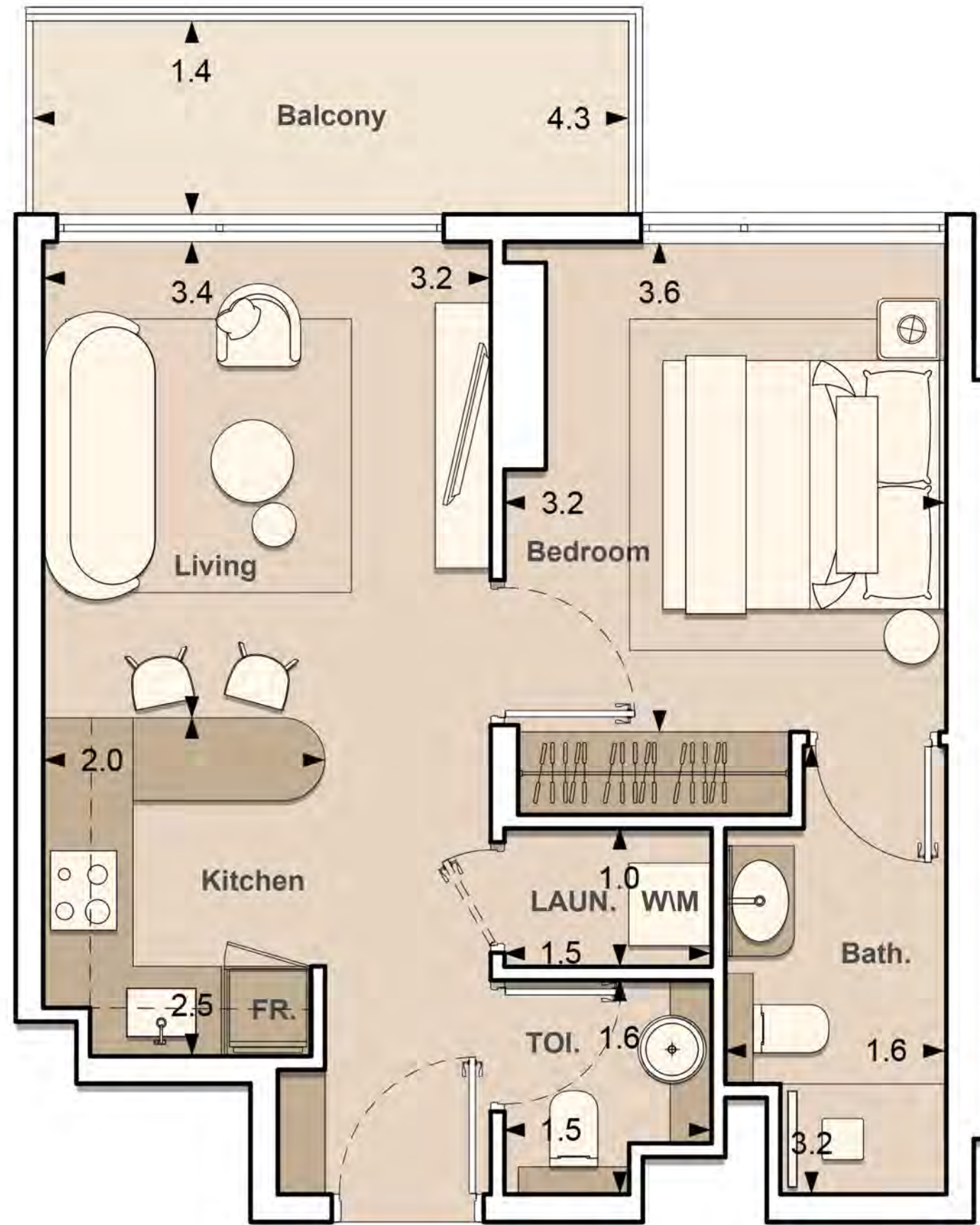
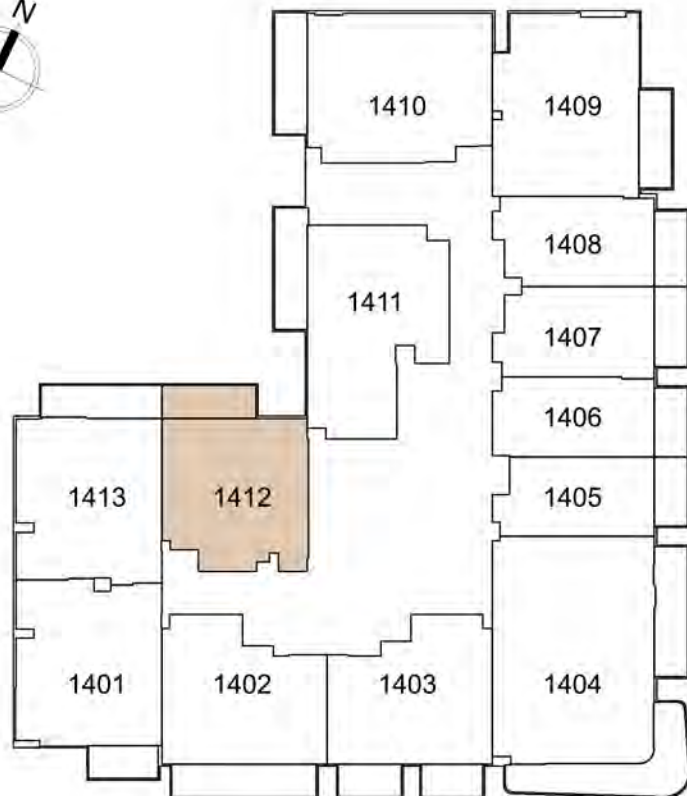


1. All dimensions are in imperial and metric, and measured to structural elements and exclude wall finishes and construction tolerances. 2. All materials, dimensions, and drawings are approximate only. 3. Information is subject to change without notice at developer's absolute discretion. 4. Actual area may vary from the stated area. 5. Drawings not to scale. 6. All images used are for illustrative purposes only and do not represent the actual size, features, specifications, fittings, and furnishings. 7. The developer reserves the right to make revisions / alterations, at its absolute discretion, without any liability whatsoever.

LUME

UNIT : 1412 1 - BEDROOM TYPE F

APARTMENT AREA	491.70 SQ.FT.
BALCONY AREA	71.69 SQ.FT.
TOTAL AREA	563.38 SQ.FT.

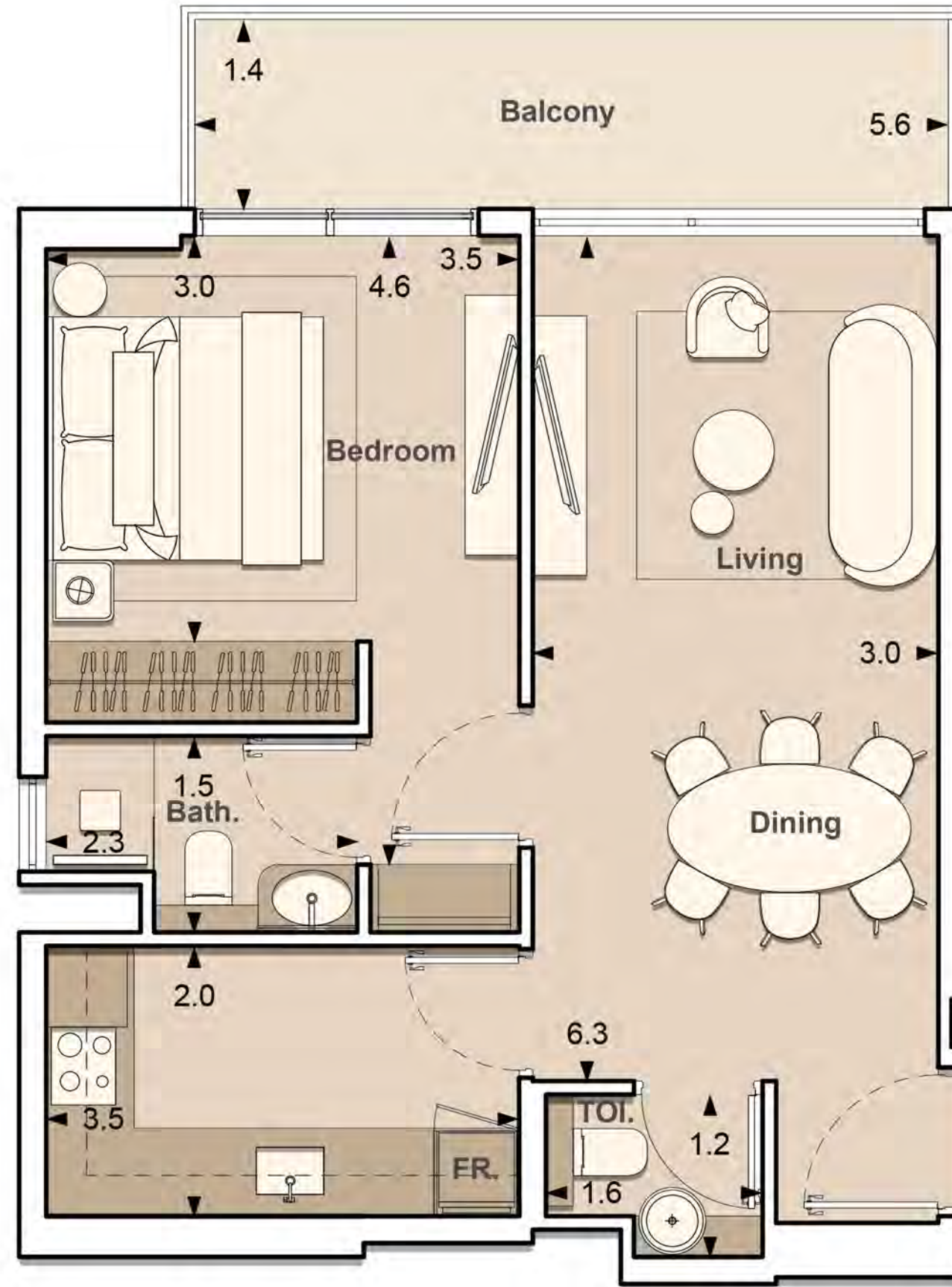
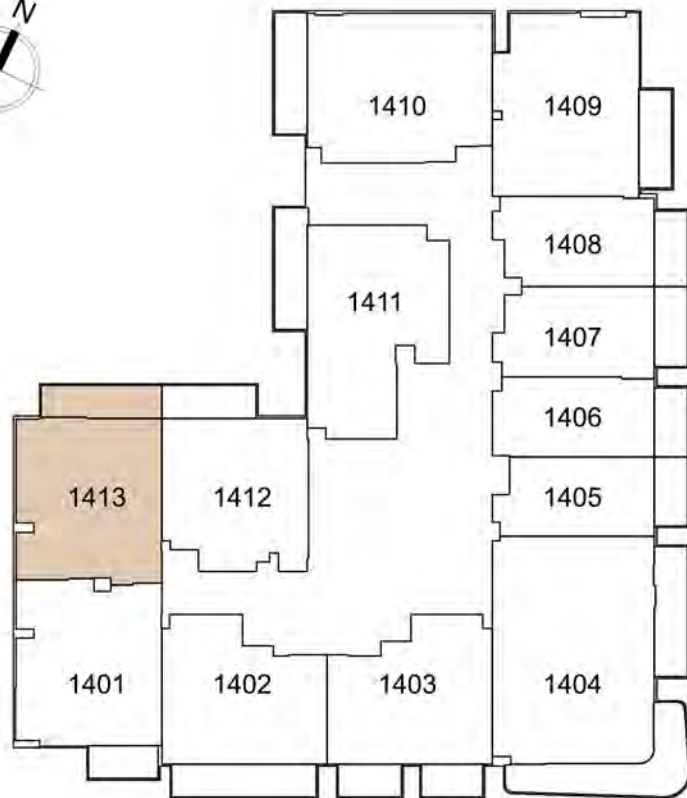


1. All dimensions are in imperial and metric, and measured to structural elements and exclude wall finishes and construction tolerances. 2. All materials, dimensions, and drawings are approximate only. 3. Information is subject to change without notice at developer's absolute discretion. 4. Actual area may vary from the stated area. 5. Drawings not to scale. 6. All images used are for illustrative purposes only and do not represent the actual size, features, specifications, fittings, and furnishings. 7. The developer reserves the right to make revisions / alterations, at its absolute discretion, without any liability whatsoever.

LUME

UNIT : 1413 1 - BEDROOM TYPE G

APARTMENT AREA	548.53 SQ.FT.
BALCONY AREA	91.28 SQ.FT.
TOTAL AREA	639.81 SQ.FT.



1. All dimensions are in imperial and metric, and measured to structural elements and exclude wall finishes and construction tolerances. 2. All materials, dimensions, and drawings are approximate only. 3. Information is subject to change without notice at developer's absolute discretion. 4. Actual area may vary from the stated area. 5. Drawings not to scale. 6. All images used are for illustrative purposes only and do not represent the actual size, features, specifications, fittings, and furnishings. 7. The developer reserves the right to make revisions / alterations, at its absolute discretion, without any liability whatsoever.

DEVELOPED BY

S&S

Developments

PRESENTED BY

EVOLUTIONS

INFO@EVOLUTIONS.AE / 800-EVOL (3865)