

A woman's silhouette is shown in profile, looking towards a large, bright sun setting over a body of water. The sun's reflection on the water creates a series of concentric, wavy circles that distort the woman's face, giving it a shimmering, ethereal appearance. The sky is a gradient of blue and orange.

ôrise

FLOOR PLANS - PENTHOUSES

BEYOND

ōrise

4 Bedroom PENTHOUSE C1

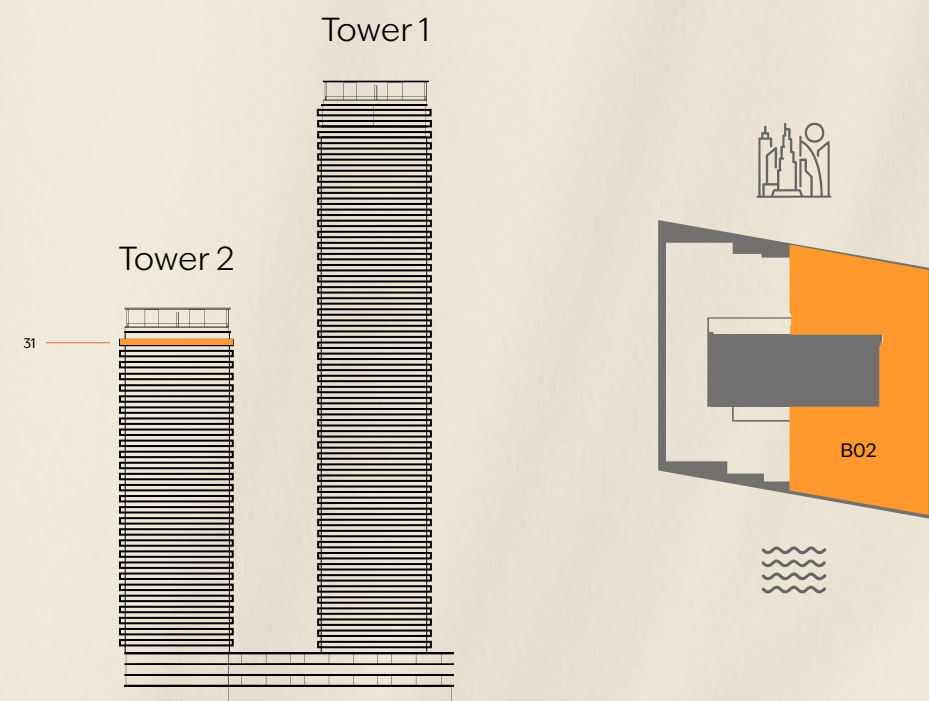
TOWER 2

Level 31

Unit: B02

Internal Area	3,279 SQ FT
External Area	3,575 SQ FT
Total Area	6,854 SQ FT

KEY SECTION



BEYOND

The renderings and visualisations in this brochure are for illustrative and marketing purposes only. While the information provided is accurate and reliable at the time of publication, it is important to note that only the information included in the final Sales and Purchase Agreement will carry legal significance.



LOWER FLOOR



ROOF TERRACE





ôrise

4 Bedroom

PENTHOUSE C2

TOWER 2

Level 31

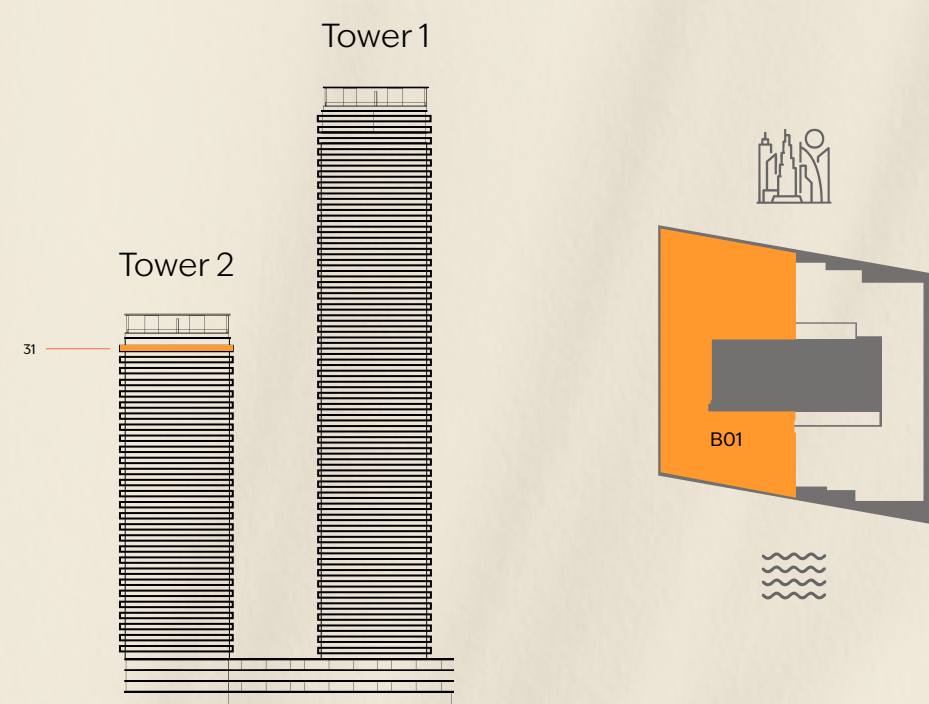
Unit: B01

Internal Area 3,278 SQ FT

External Area 3,456 SQ FT

Total Area 6,734 SQ FT

KEY SECTION



LOWER FLOOR



ROOF TERRACE

BEYOND

The renderings and visualisations in this brochure are for illustrative and marketing purposes only. While the information provided is accurate and reliable at the time of publication, it is important to note that only the information included in the final Sales and Purchase Agreement will carry legal significance.



ōrise

4 Bedroom PENTHOUSE C3

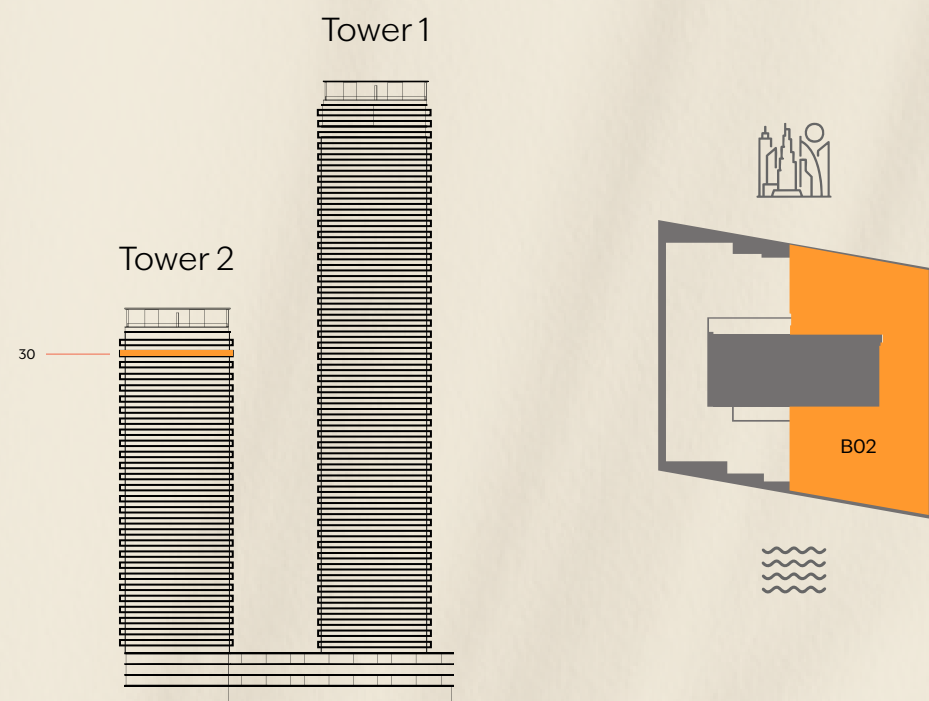
TOWER 2

Level 30

Unit: B02

Internal Area	3,123 SQ FT
External Area	981 SQ FT
Total Area	4,104 SQ FT

KEY SECTION



BEYOND

The renderings and visualisations in this brochure are for illustrative and marketing purposes only. While the information provided is accurate and reliable at the time of publication, it is important to note that only the information included in the final Sales and Purchase Agreement will carry legal significance.



ōrise

4 Bedroom PENTHOUSE C4

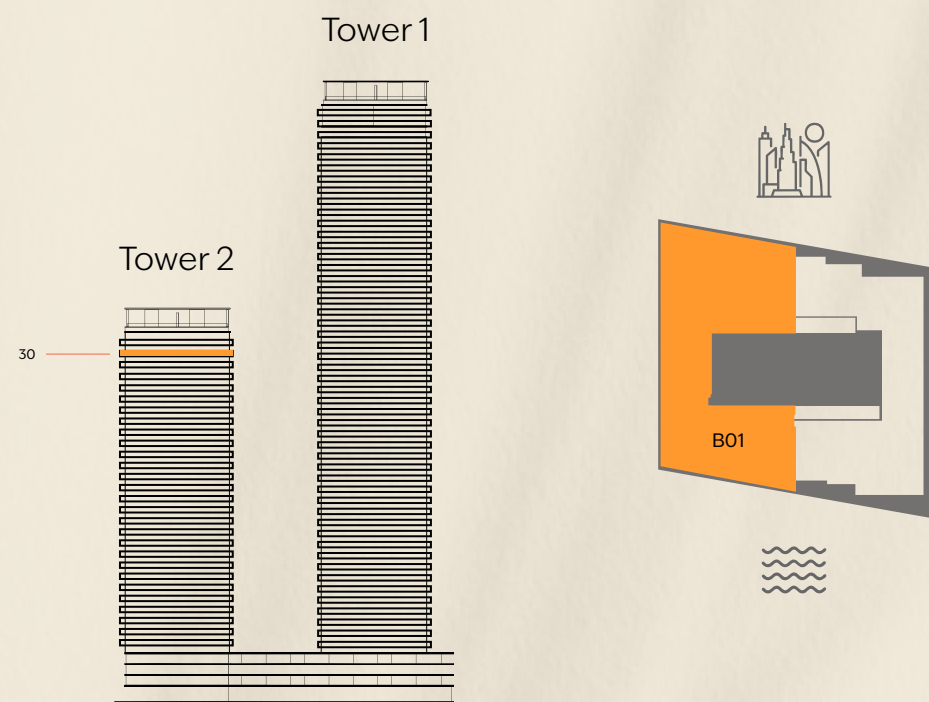
TOWER 2

Level 30

Unit: B01

Internal Area	3,126 SQ FT
External Area	957 SQ FT
Total Area	4,083 SQ FT

KEY SECTION



BEYOND

The renderings and visualisations in this brochure are for illustrative and marketing purposes only. While the information provided is accurate and reliable at the time of publication, it is important to note that only the information included in the final Sales and Purchase Agreement will carry legal significance.





ôrise

BEYOND